

Biotransformation with a Newly *Acinetobacter* sp. Isolate for Highly Enantioselective Synthesis of a Chiral Intermediate of Miconazole

Yanfei Miao, Yuewang Liu, Yushu He and Pu Wang *

College of Pharmaceutical Science, Zhejiang University of Technology, Hangzhou, 310014, China; miaoyanfeizjut@163.com (Y.M.); liuyuewangzjut@163.com (Y.L.); heyushuzjut@163.com (Y.H.)

* Correspondence: wangpu@zjut.edu.cn; Tel.: +86-571-88320389

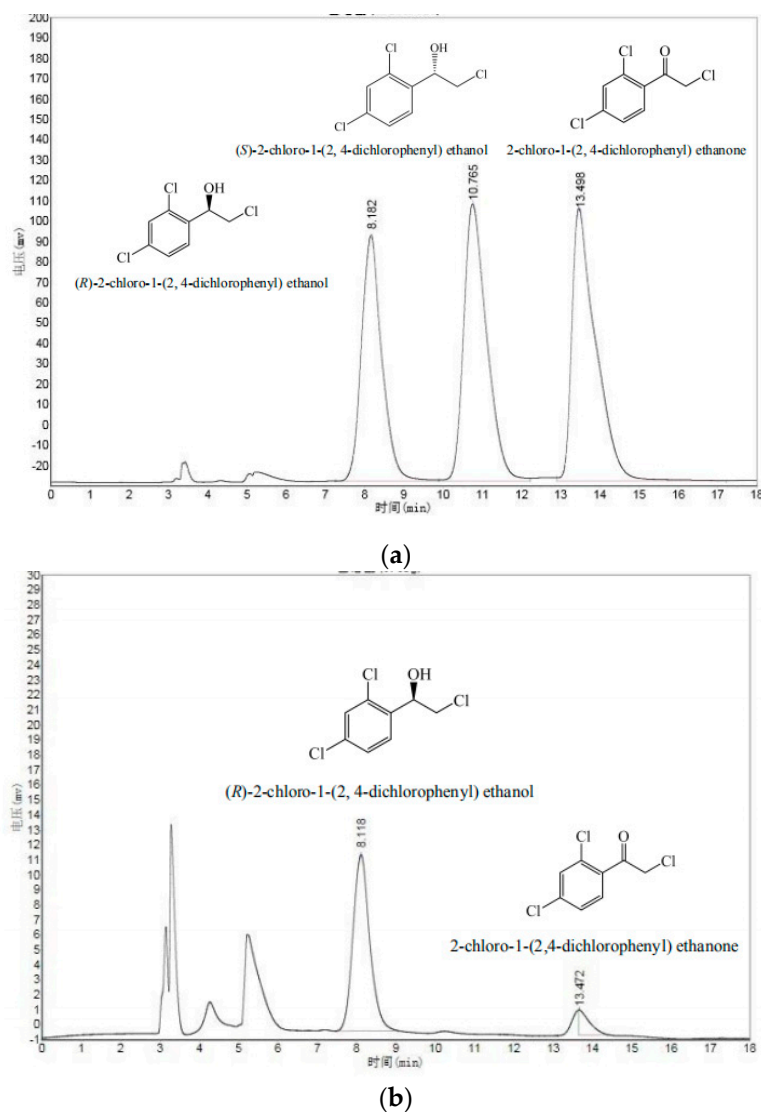


Figure S1. The results of the bioconverted sample by HPLC analysis. (a) HPLC analysis of 2-chloro-1-(2, 4-dichlorophenyl) ethanone, 13.5 min; (R)-2-chloro-1-(2, 4-dichlorophenyl) ethanol, 8.2 min; (S)-2-chloro-1-(2, 4-dichlorophenyl) ethanol, 10.8 min. (b) HPLC chiral analysis of the bioconverted sample.

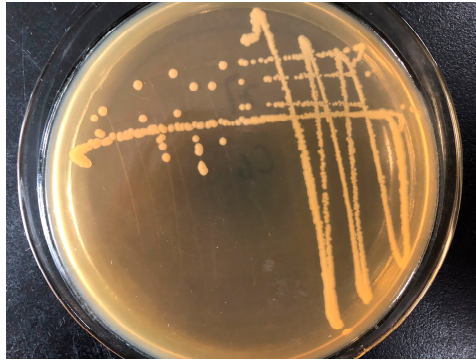


Figure S2. The colony morphology of ZJPH1806.

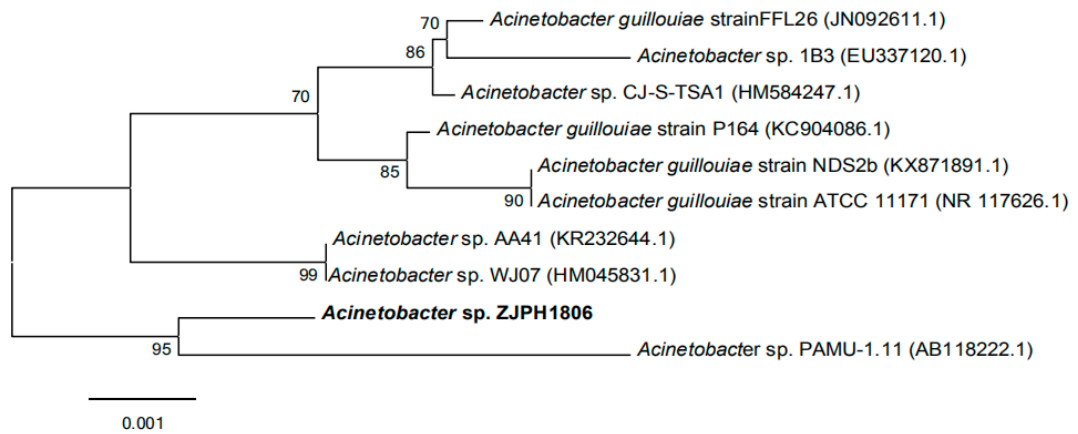


Figure S3. The phylogenetic tree of *Acinetobacter* sp. ZJPH1806.

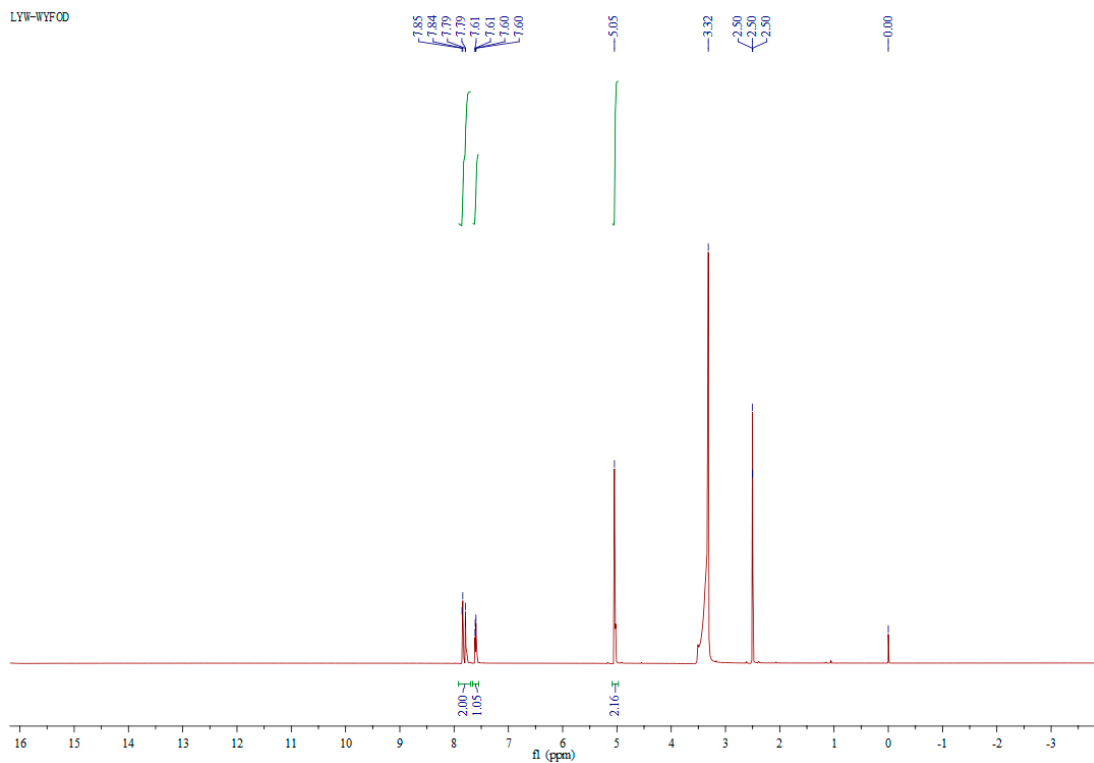


Figure S4. The ¹H NMR spectrum of the substrate.