

Dopamine-Grafted Hyaluronic Acid Coated Hyperbranched Poly(β -Amino Esters)/DNA Nano-Complexes for Enhanced Gene Delivery and Biosafety

Man Guo ¹, Yingcai Meng ^{2,*}, Xiaoqun Qin ^{1,*} and Wenhui Zhou ^{2,*}

¹ Department of Physiology, Xiangya School of Medicine, Central South University, Changsha, Hunan 410013, China; guoman@csu.edu.cn

² Xiangya School of Pharmaceutical Sciences, Central South University, Changsha, Hunan 410013, China

* Correspondence: yingcaimeng@csu.edu.cn (Y.M.); qinxiaoqun@csu.edu.cn (X.Q.); zhouwenhuayaoji@csu.edu.cn (W.Z.)

Supplementary Materials

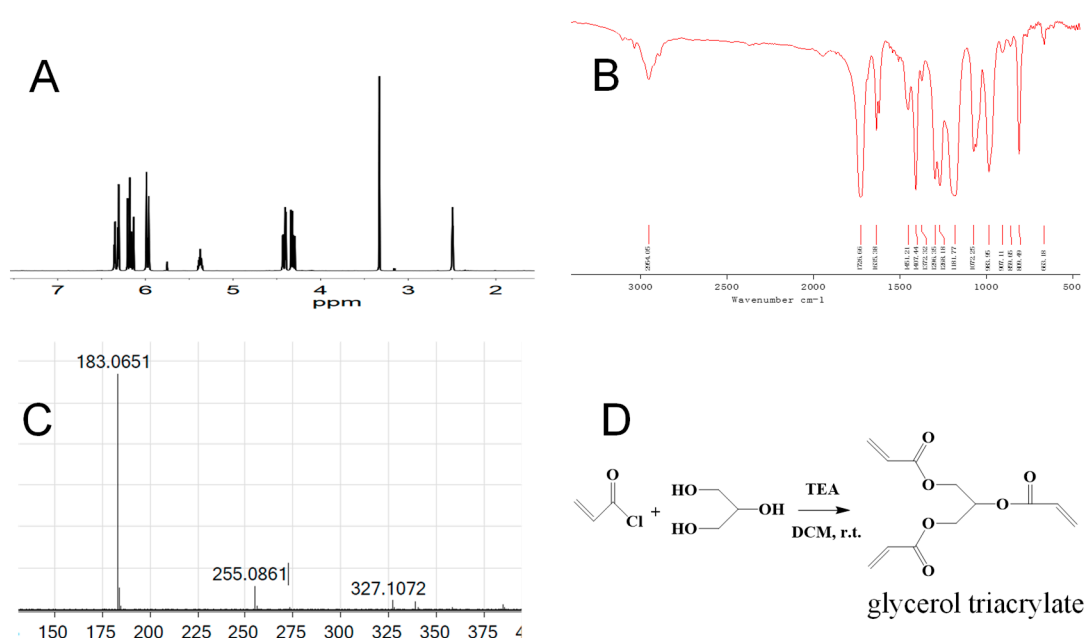


Figure S1. The structure characterization of glycerol triacrylate by (A) ¹H NMR, (B) FTIR, and (C) ESI-MS, as well as (D) the synthetic protocol.

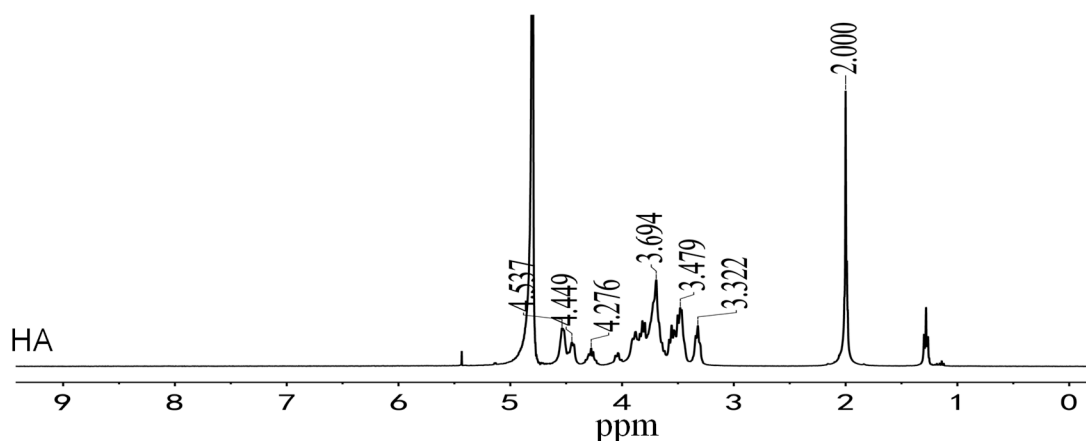


Figure S2. The ¹H NMR of HA.

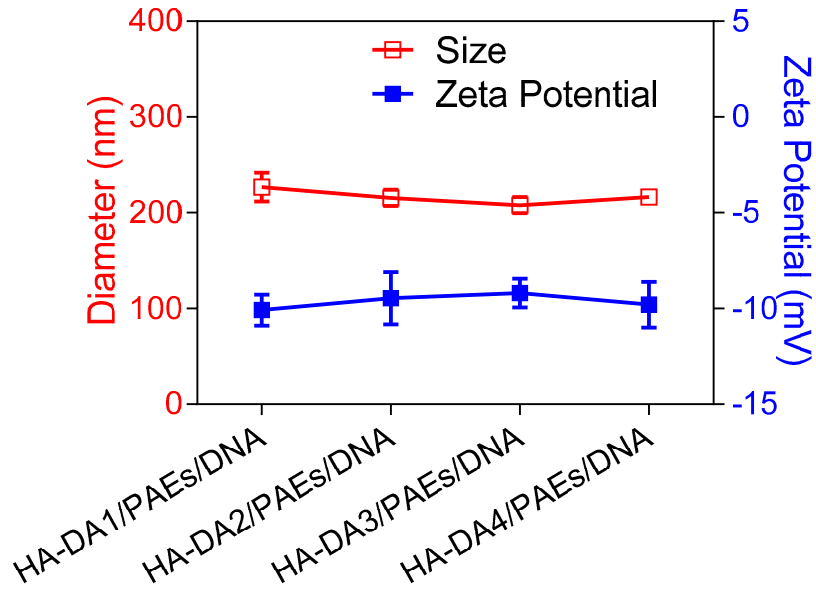


Figure S3. The size and zeta potential of HA-DAs/PAEs/DNA with different DA grafting degrees.

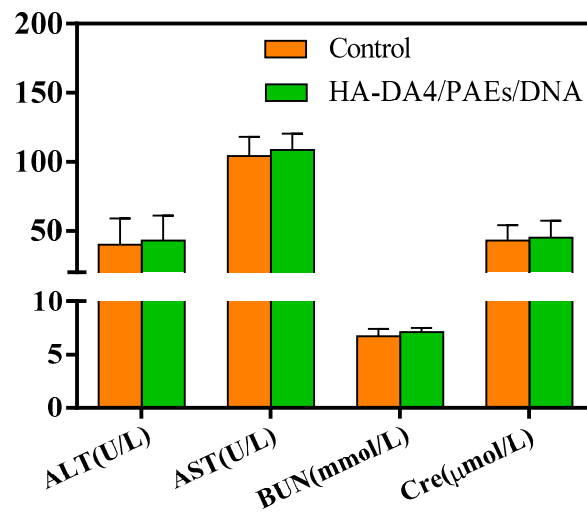


Figure S4. Serum biochemical parameters after treatment with the nano-vector.

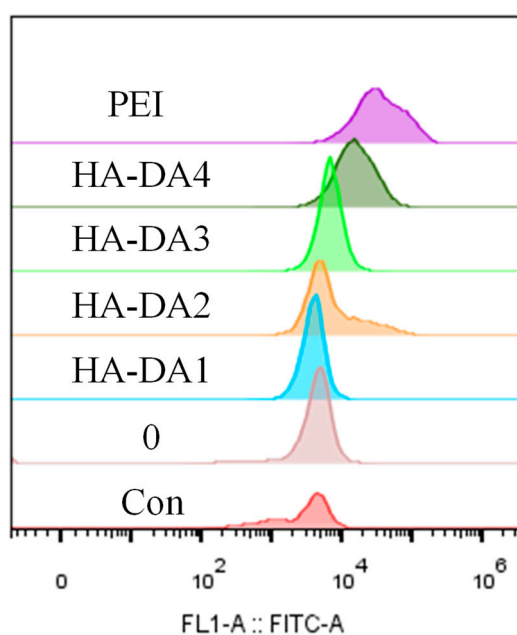


Figure S5. Flow cytometry analysis the uptake of different vehicles.

Supplementary Materials: The following are available online at www.mdpi.com/xxx/s1

Author Contributions: Conceptualization, W.Z., X.Q. and Y.M.; investigation, M.G., P.L.; data curation, M.G., Y.M.; writing—original draft preparation, W.Z., X.Q.; writing—review and editing, W.Z.; supervision, W.Z. and X.Q.; funding acquisition, W.Z. and X.Q.. All authors have read and agreed to the published version of the manuscript.

Funding: This research was funded by National Natural Science Foundation of China (No. 21804144, U1903125), Foundation of Hunan Educational Committee (20B071). The APC was funded by Foundation of Hunan Educational Committee (20B071).

Institutional Review Board Statement: The study was conducted according to the guidelines of the Declaration of Helsinki and approved by “Ethics Committee of Laboratory Animal Welfare of Central South University” (protocol code No. 20200415).

Informed Consent Statement: Not applicable.

Data Availability Statement: Not applicable.

Conflicts of Interest: The authors declare no competing financial interest.



© 2020 by the authors. Submitted for possible open access publication under the terms and conditions of the Creative Commons Attribution (CC BY) license (<http://creativecommons.org/licenses/by/4.0/>).