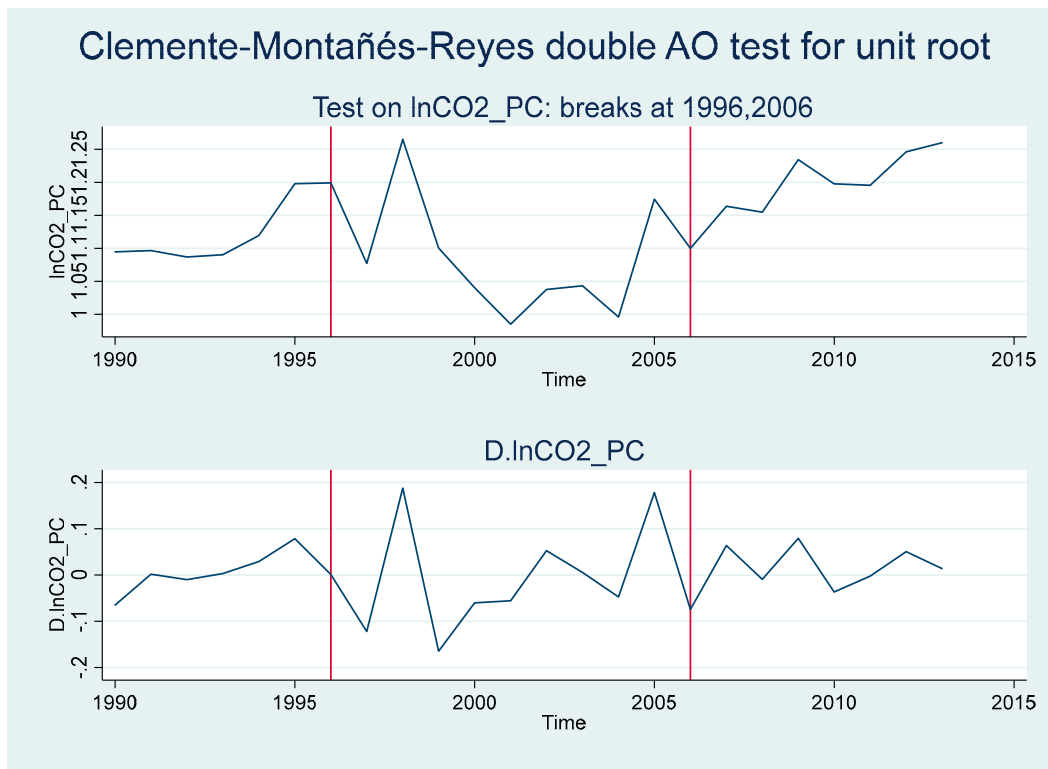


1. Descriptive statistics

Variable		Mean	Std. Dev.	Min	Max	Observations
CO2_pc	overall	6.931061	10.7971	.0107203	70.04223	N = 947
	between		10.50991	.0298371	51.68478	n = 37
	within		2.960785	-20.03132	25.2885	T = 25.5946
MVA_sh	overall	3.373243	11.49126	-61.93001	140.5818	N = 770
	between		4.37203	-2.517521	17.85542	n = 35
	within		10.95441	-59.6154	142.8964	T = 22
Tertia~H	overall	44.12582	10.00238	10.56928	80.67685	N = 896
	between		9.731648	28.10772	80.10726	n = 36
	within		5.959345	24.47794	90.63082	T = 24.8889
PCI~2011	overall	17807.54	23332.49	545.2958	124024.6	N = 1018
	between		25076.84	746.2983	114777	n = 37
	within		3901.988	-1078.977	38313.54	T = 27.5135
El_fro~s	overall	68.03868	33.82682	0	100	N = 860
	between		33.57601	.4209187	100	n = 32
	within		6.912954	36.17382	102.5705	T = 26.875
Politi~s	overall	5.0518	1.856907	1	7	N = 1139
	between		1.659042	1.806452	7	n = 37
	within		.8737391	1.180832	8.632445	T-bar = 30.7838
Civil_~s	overall	4.924495	1.46293	1	7	N = 1139
	between		1.347328	1.967742	6.967742	n = 37
	within		.609417	3.021269	8.053527	T-bar = 30.7838

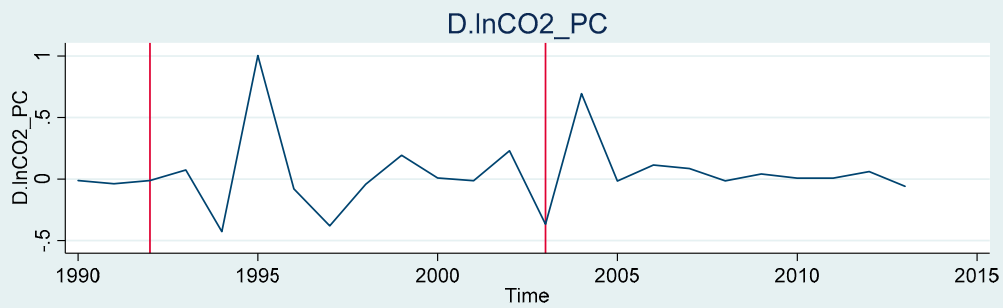
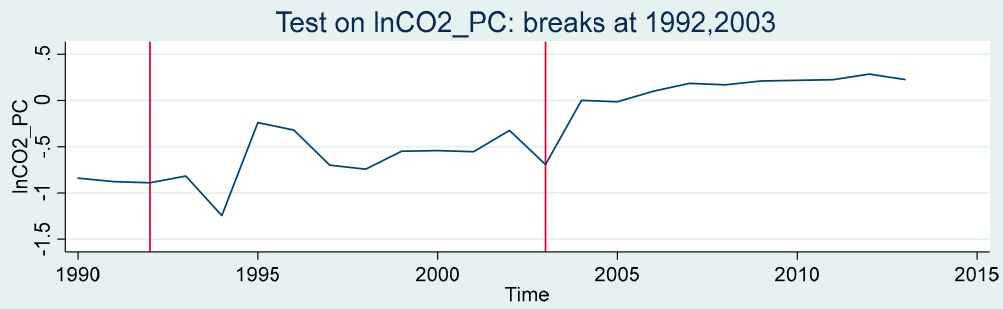
2. Structural Break Tests

ID=Algeria



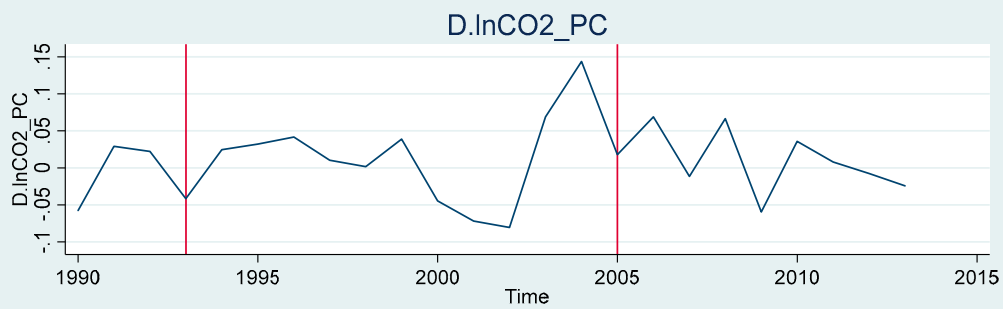
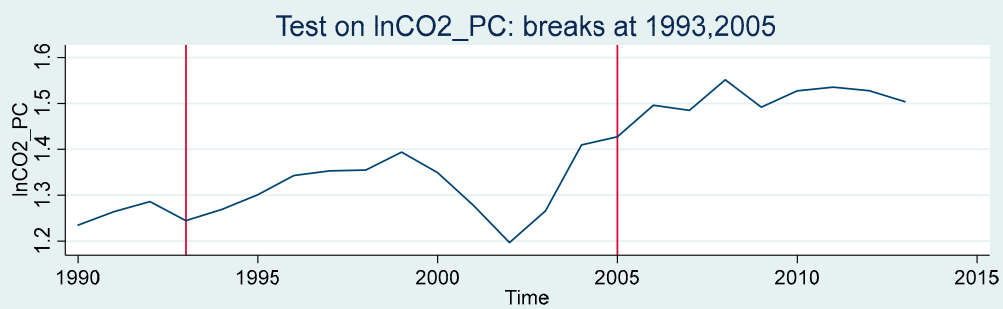
ID=Angola

Clemente-Montañés-Reyes double AO test for unit root



ID=Argentina

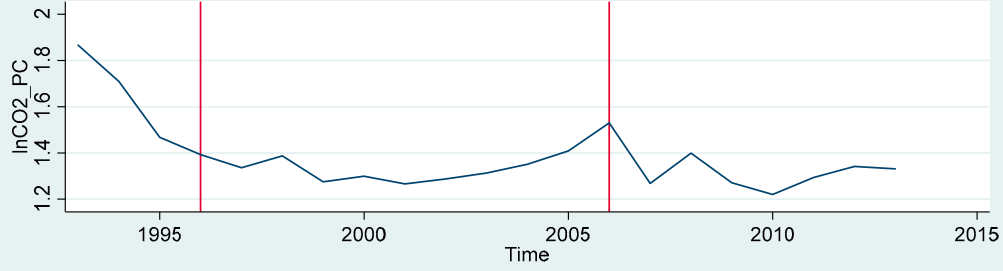
Clemente-Montañés-Reyes double AO test for unit root



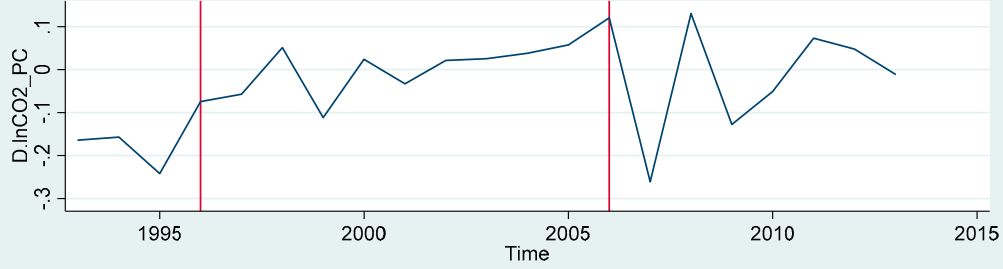
ID=Azerbaijan

Clemente-Montañés-Reyes double AO test for unit root

Test on $\ln\text{CO2_PC}$: breaks at 1996,2006



D.lnCO2_PC



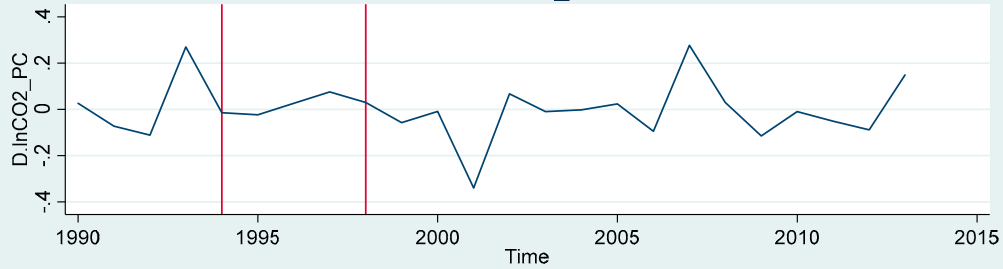
ID=Bahrain

Clemente-Montañés-Reyes double AO test for unit root

Test on $\ln\text{CO2_PC}$: breaks at 1994,1998

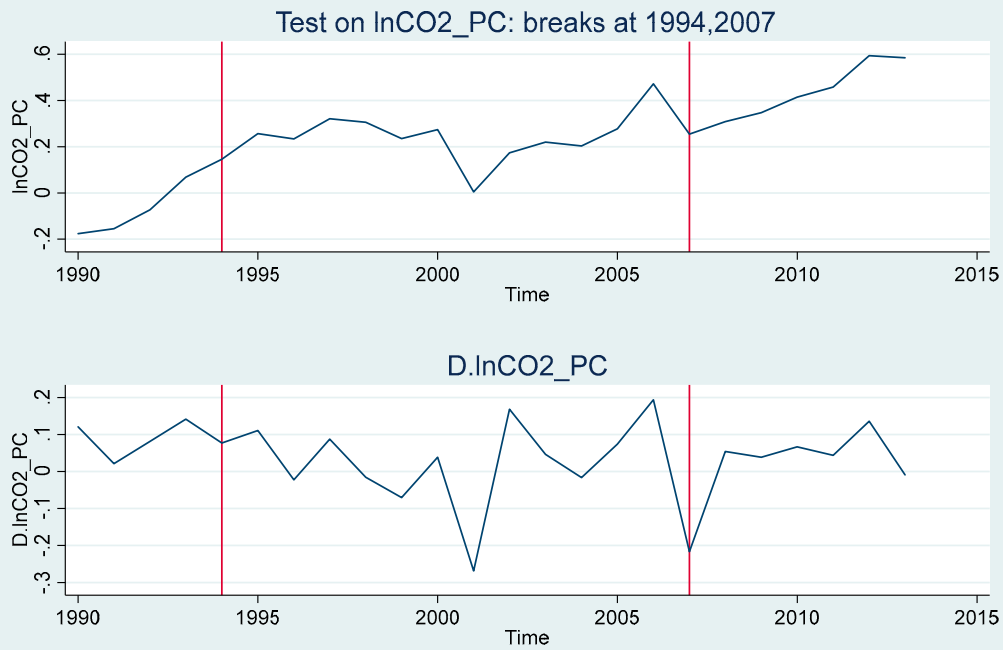


D.lnCO2_PC



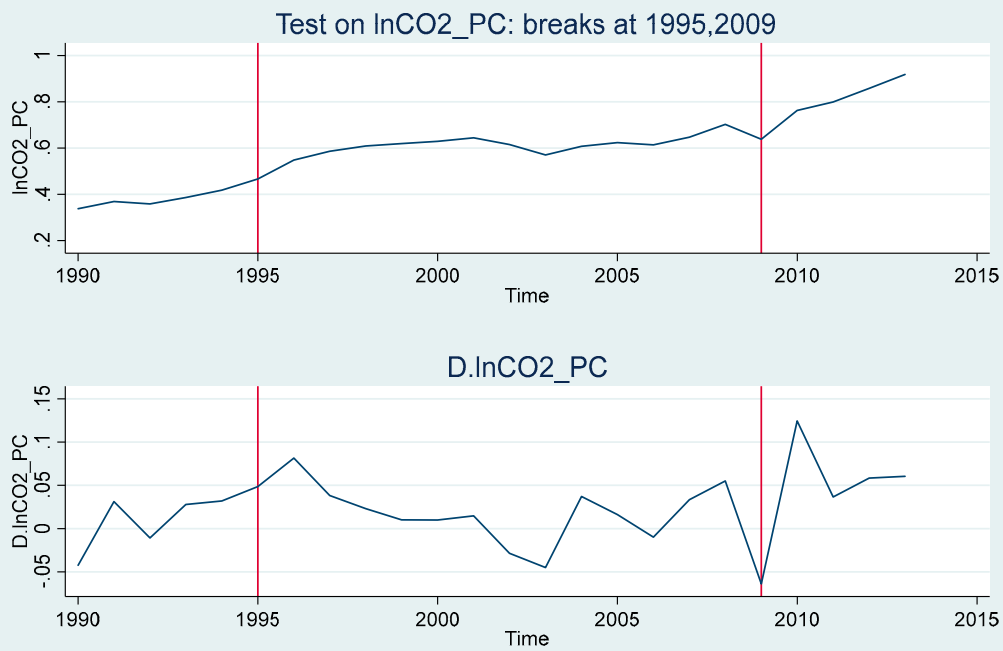
ID=Bolivia

Clemente-Montañés-Reyes double AO test for unit root



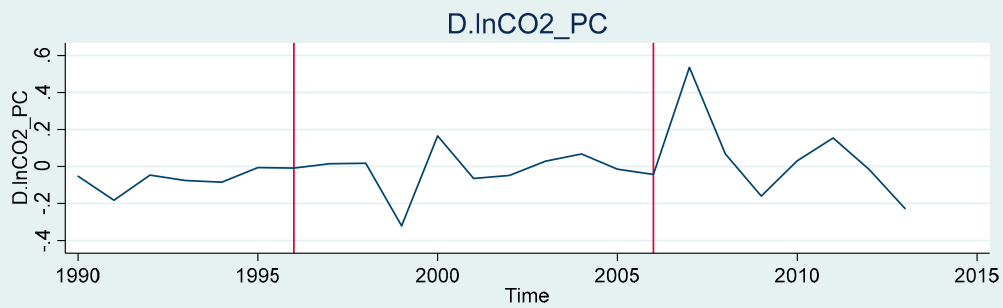
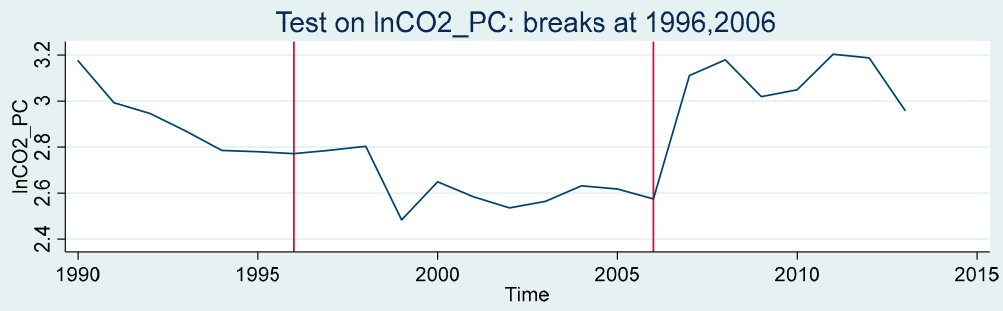
ID=Brazil

Clemente-Montañés-Reyes double AO test for unit root



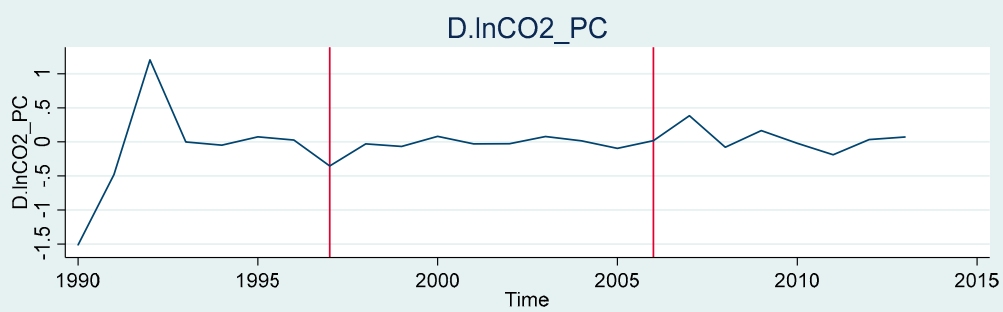
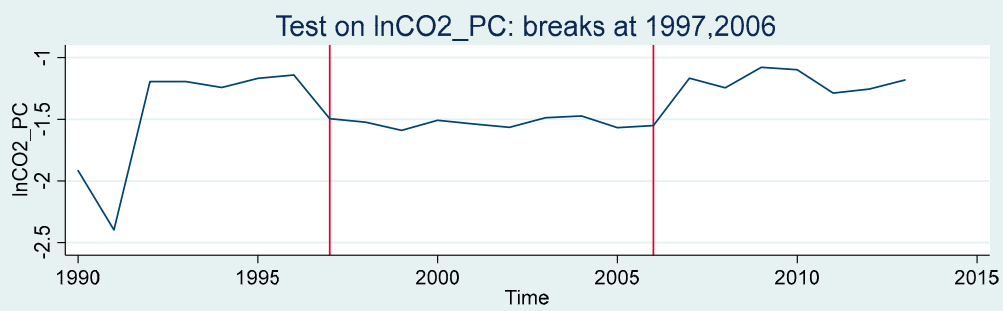
ID=Brunei Darussalam

Clemente-Montañés-Reyes double AO test for unit root



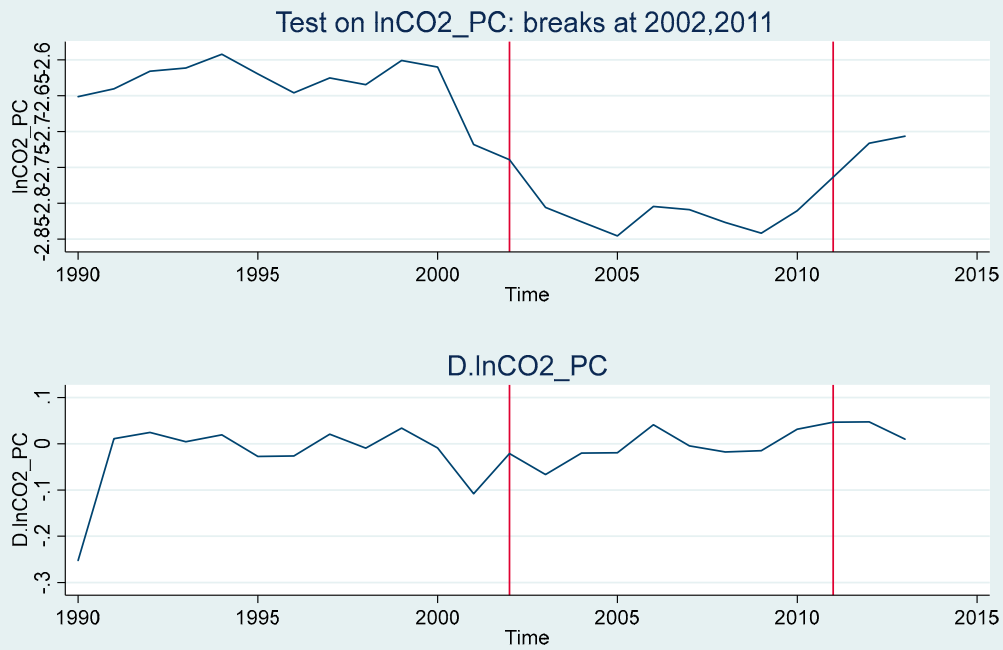
ID=Cameroon

Clemente-Montañés-Reyes double AO test for unit root



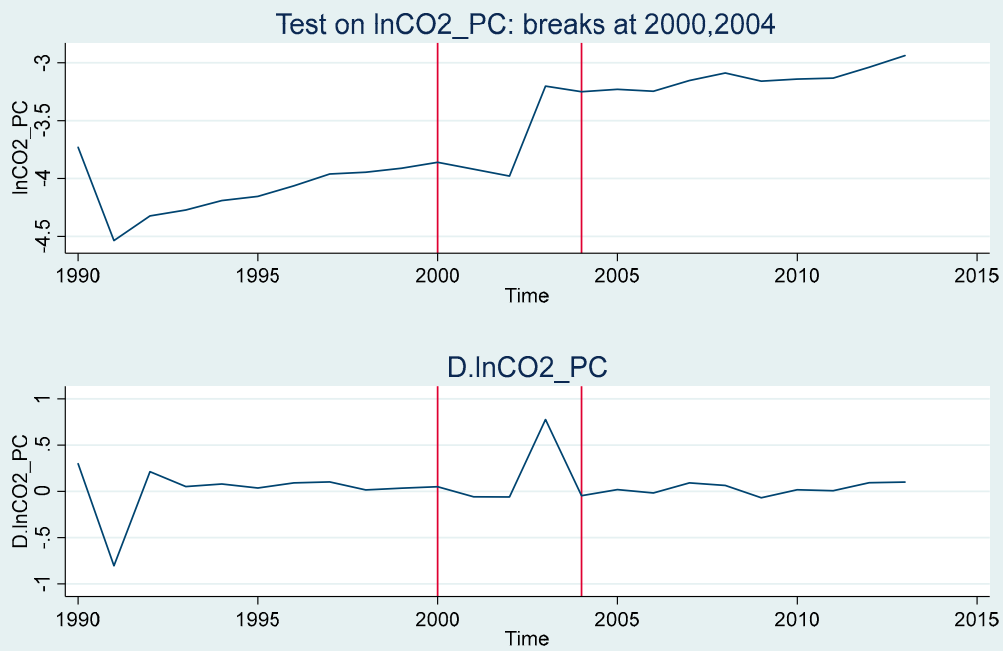
ID=Central African Republic

Clemente-Montañés-Reyes double AO test for unit root



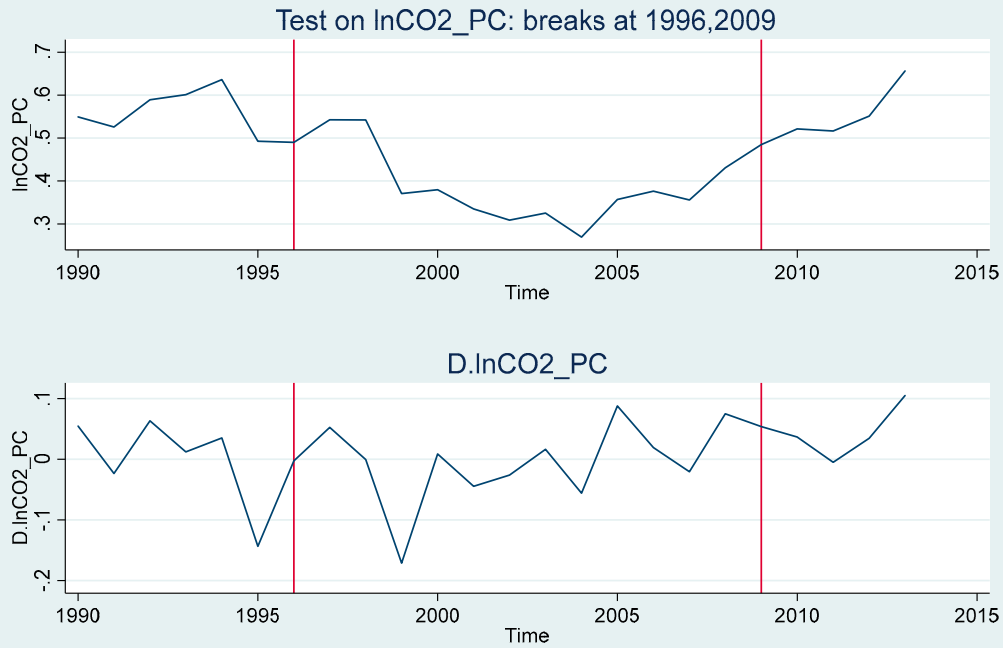
ID=Chad

Clemente-Montañés-Reyes double AO test for unit root



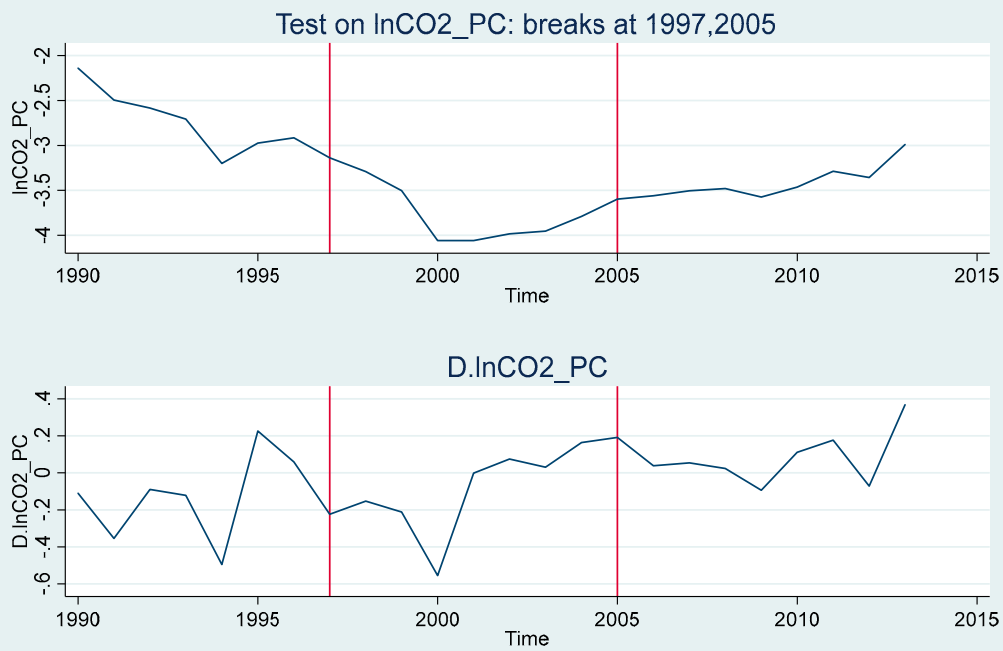
ID=Colombia

Clemente-Montañés-Reyes double AO test for unit root



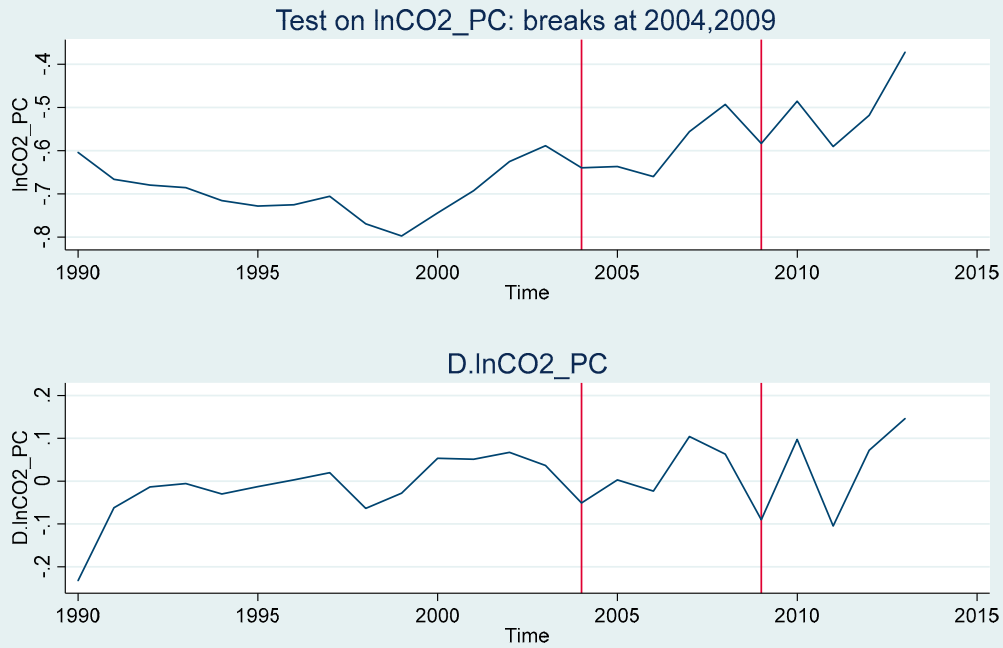
ID=Democratic Republic of Congo

Clemente-Montañés-Reyes double AO test for unit root



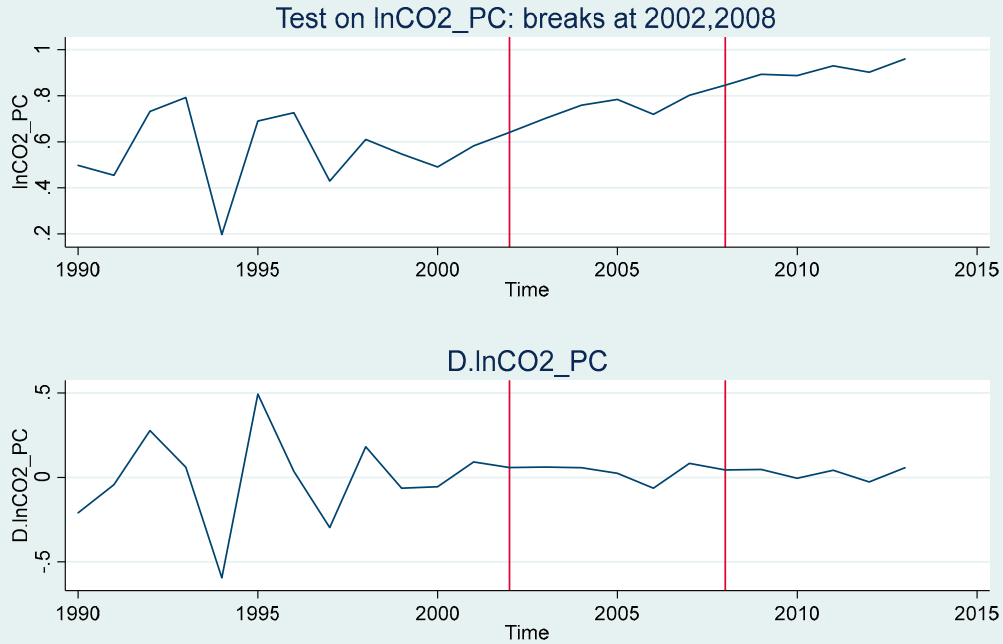
ID=Djibouti

Clemente-Montañés-Reyes double AO test for unit root



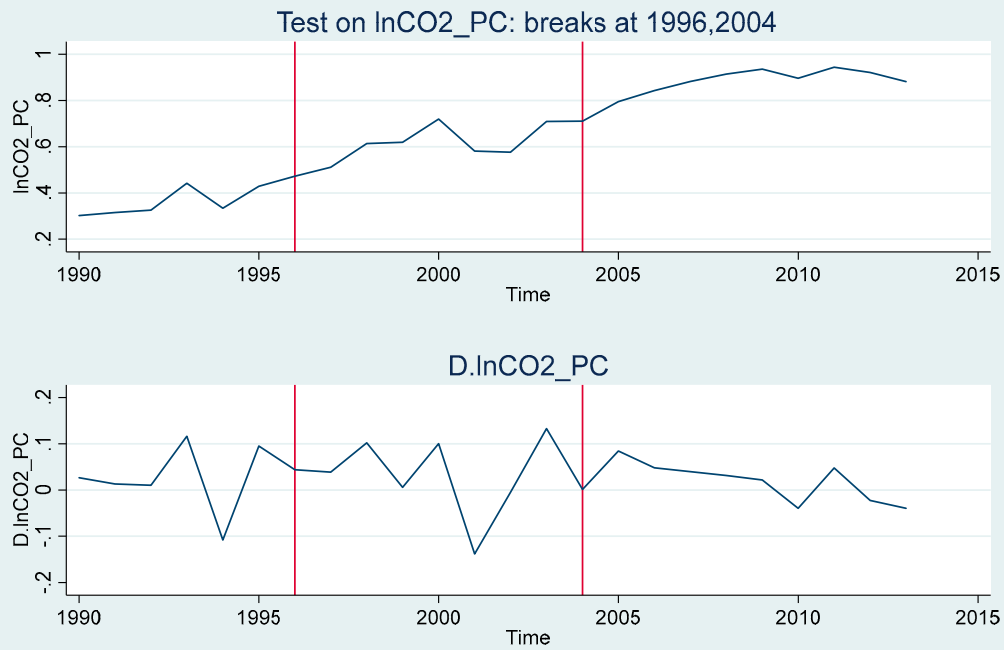
ID=Ecuador

Clemente-Montañés-Reyes double AO test for unit root



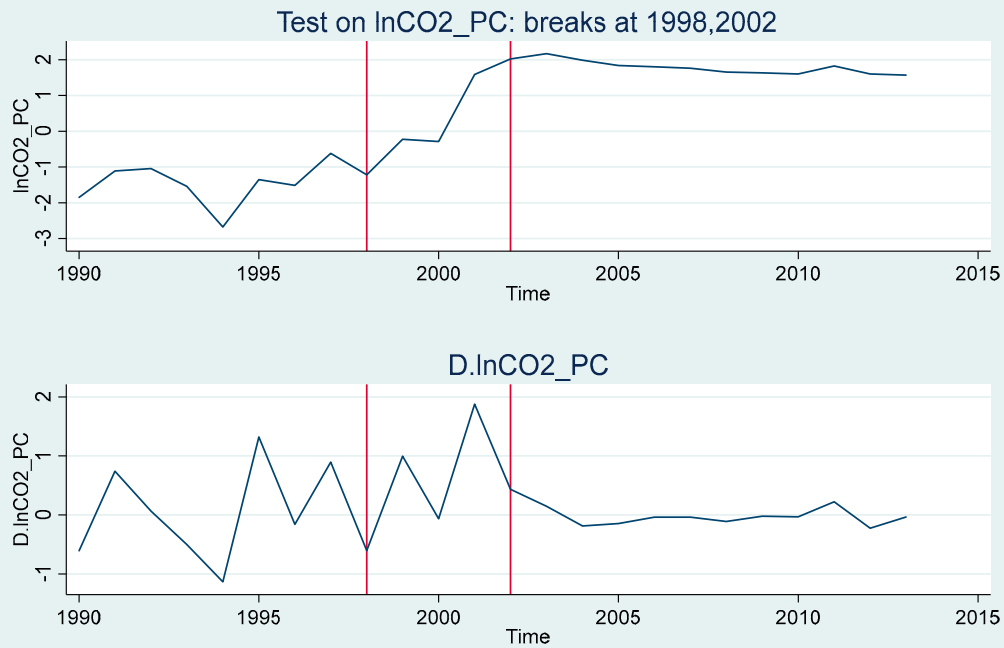
ID=16=Egypt

Clemente-Montañés-Reyes double AO test for unit root



ID=17=Equatorial Guinea

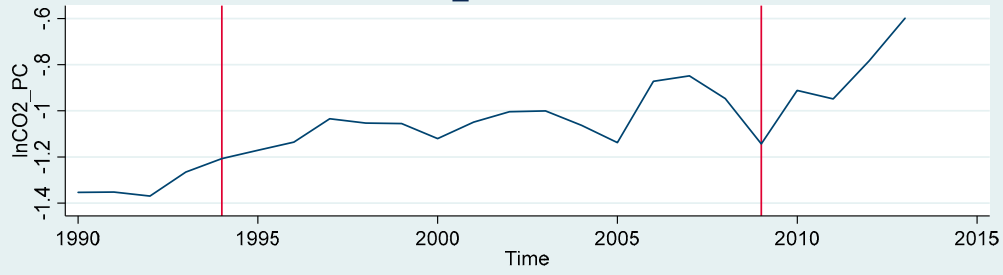
Clemente-Montañés-Reyes double AO test for unit root



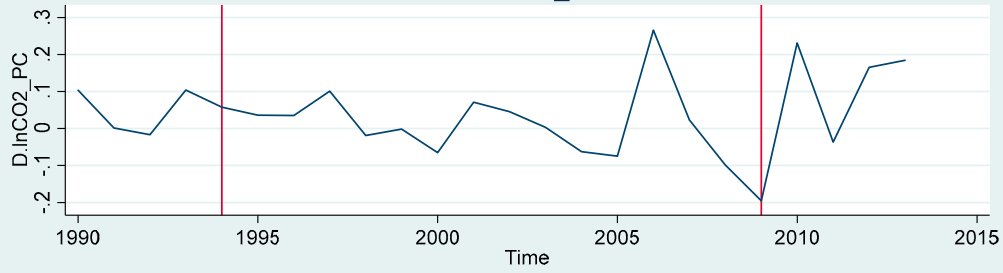
ID=18=Ghana

Clemente-Montañés-Reyes double AO test for unit root

Test on $\ln\text{CO2_PC}$: breaks at 1994,2009



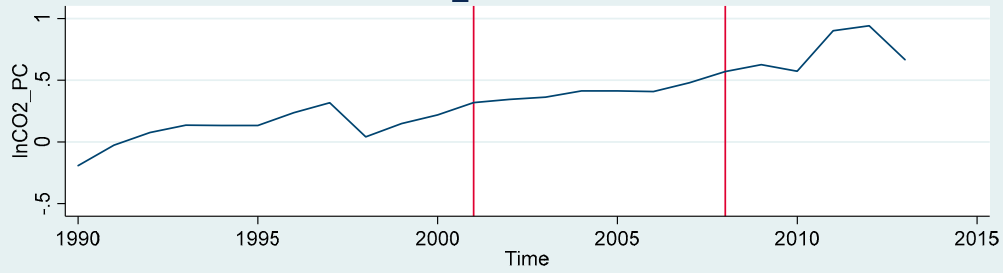
$D.\ln\text{CO2_PC}$



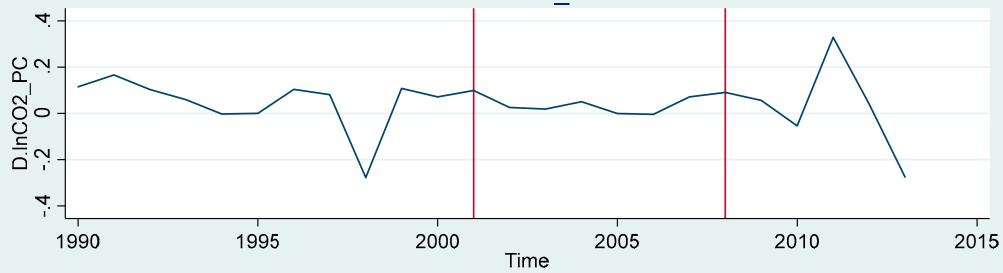
ID=19=Indonesia

Clemente-Montañés-Reyes double AO test for unit root

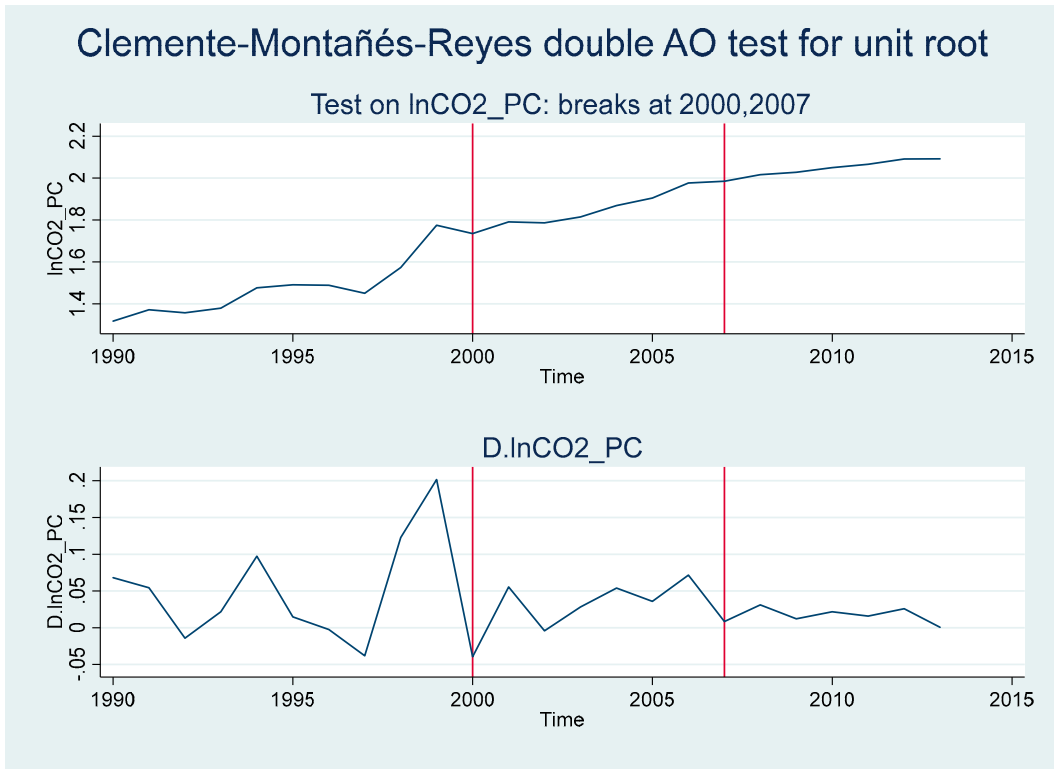
Test on $\ln\text{CO2_PC}$: breaks at 2001,2008



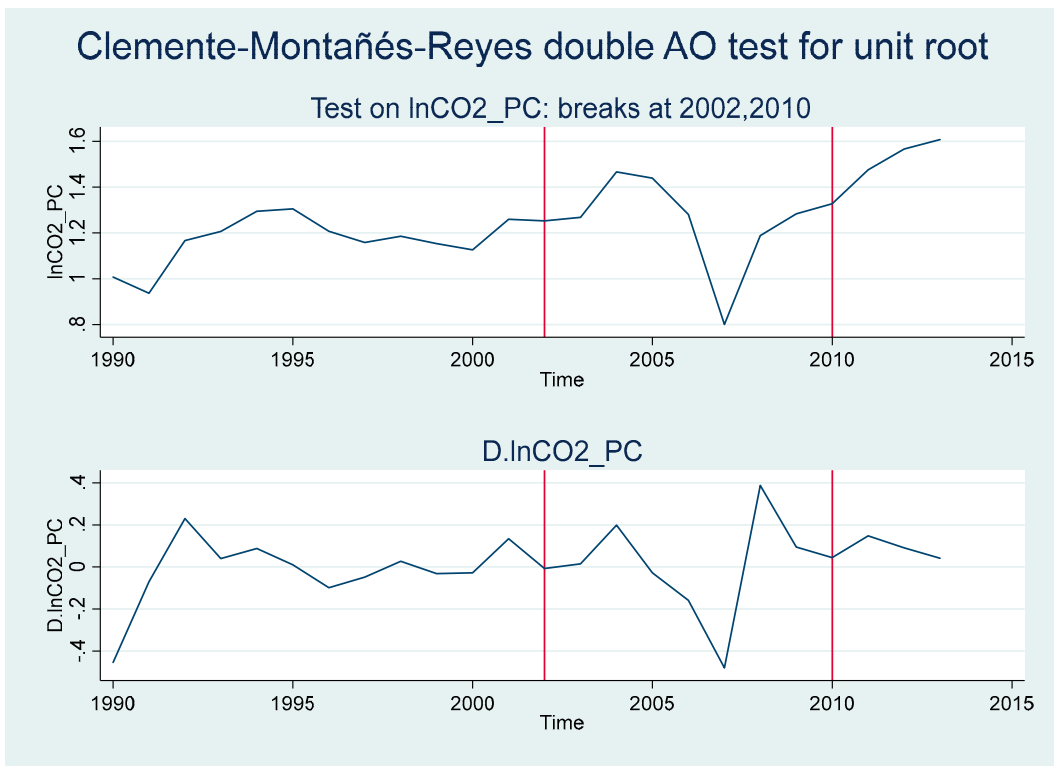
$D.\ln\text{CO2_PC}$



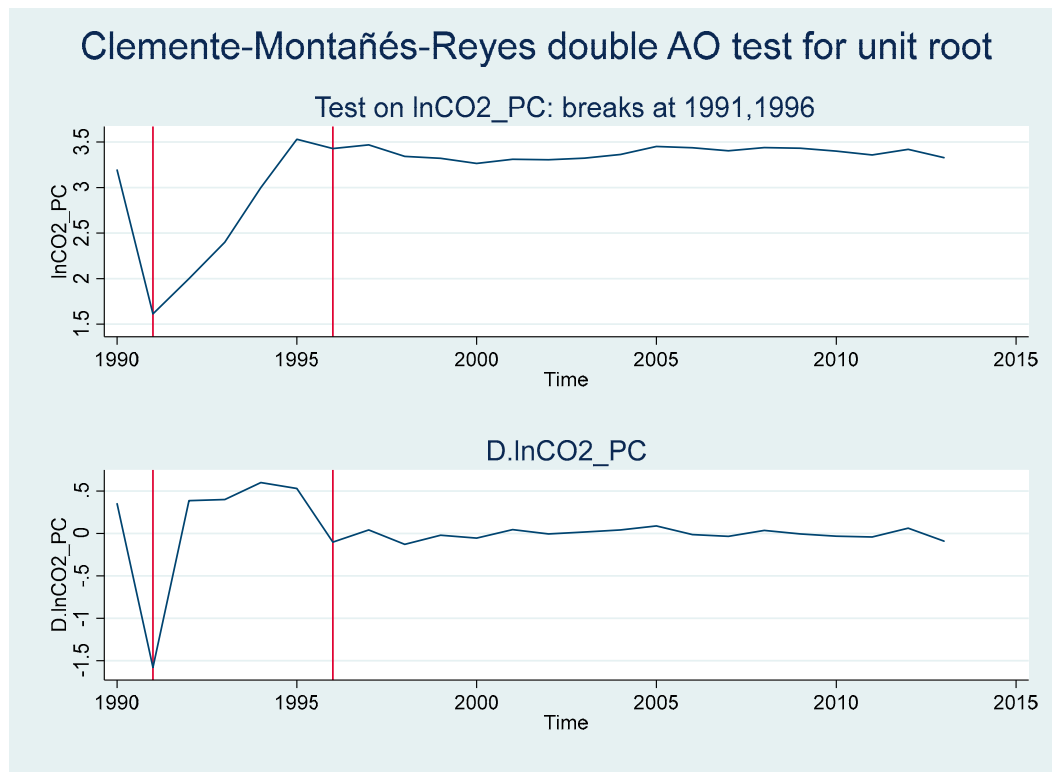
ID=20=Iran



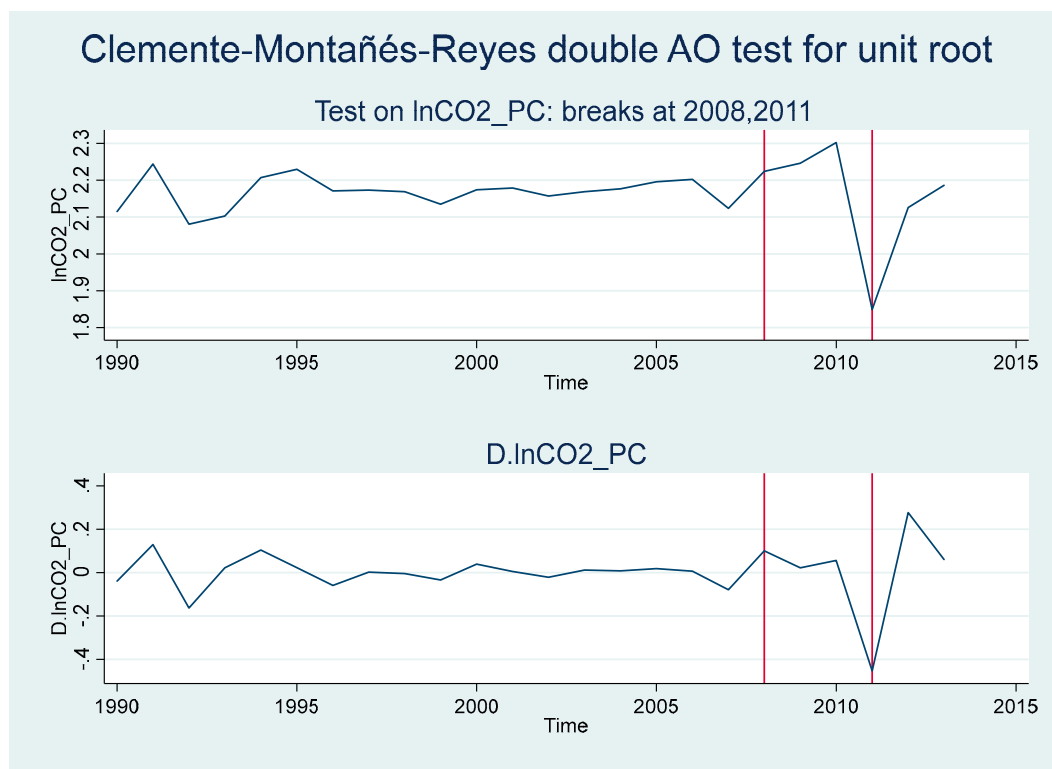
ID=21=Iraq



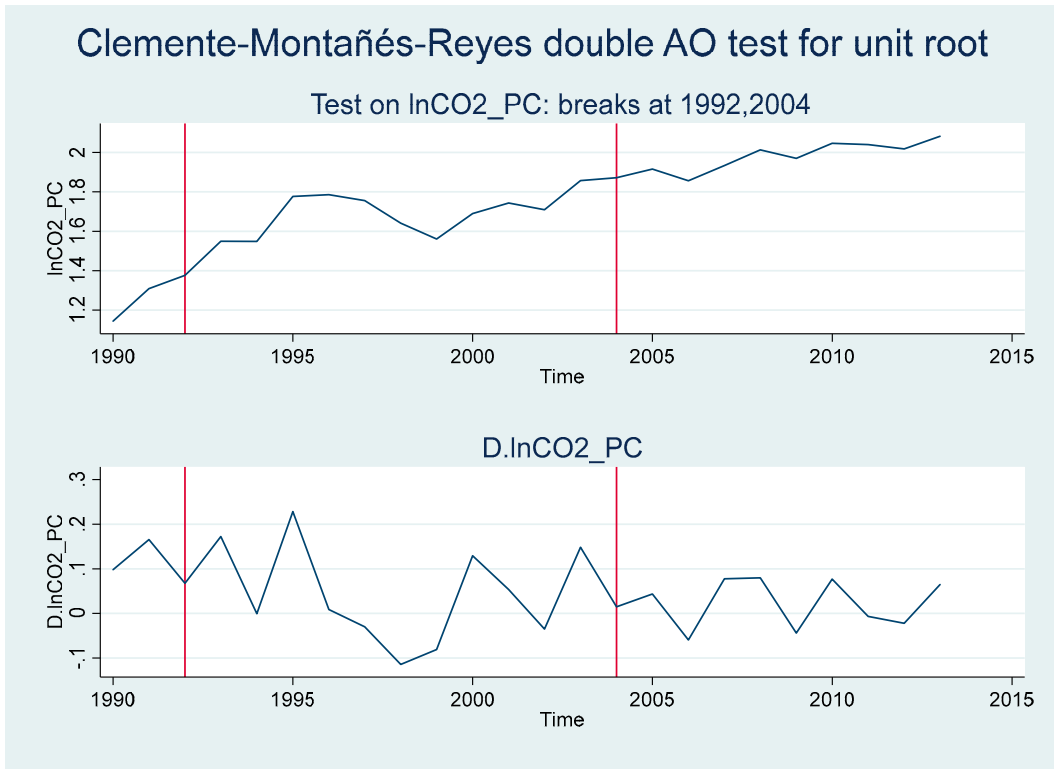
ID=22=Kuwait



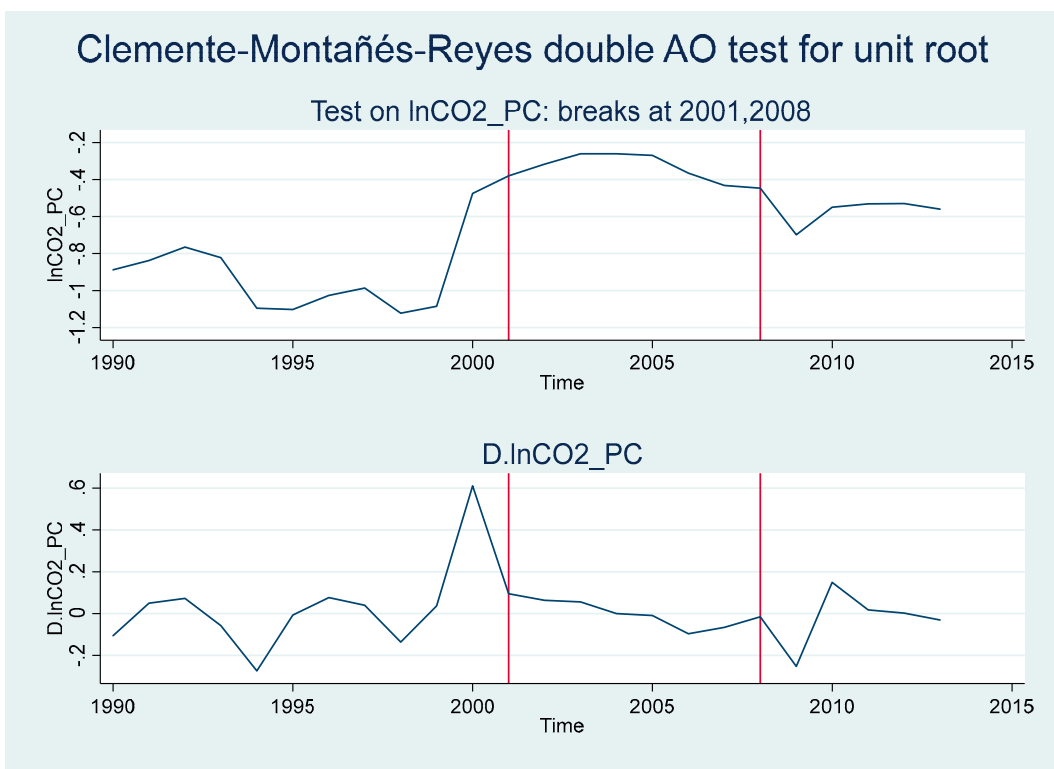
ID=23=Libya



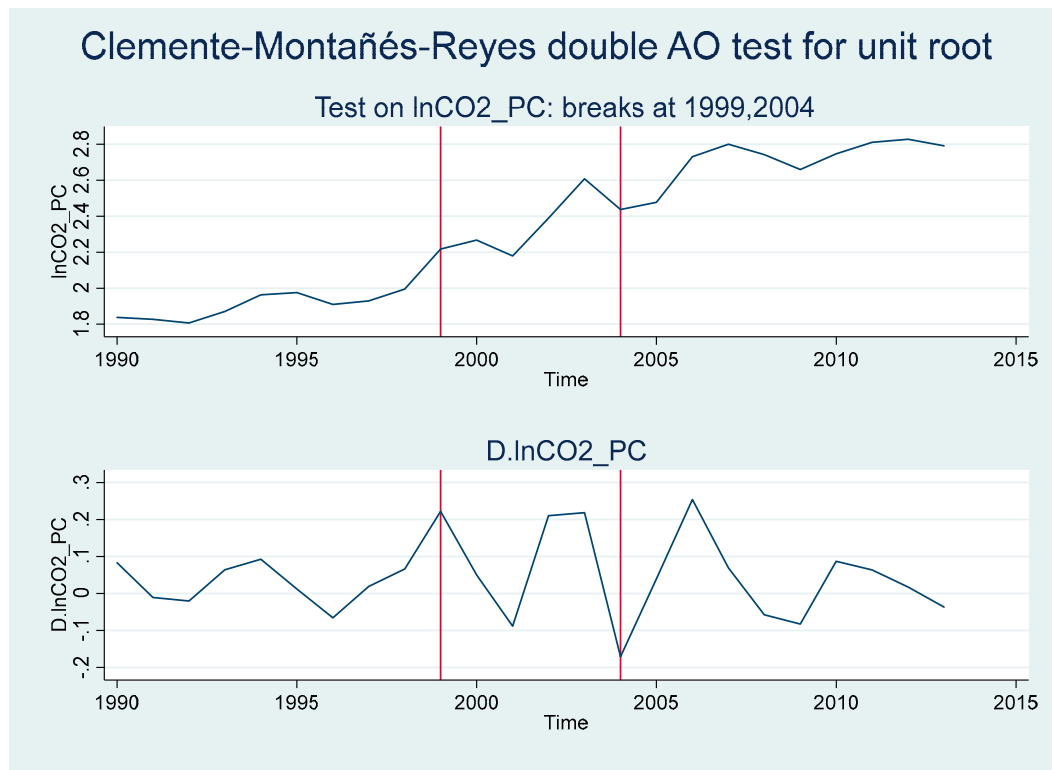
ID=24=Malaysia



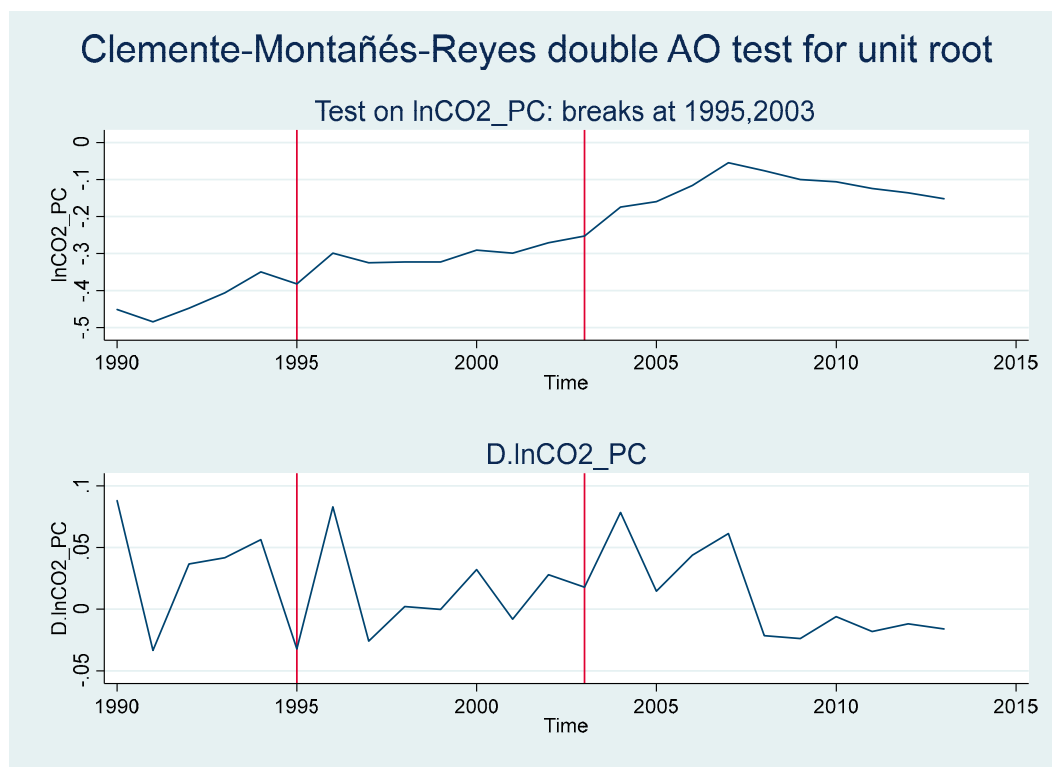
ID=25=Nigeria



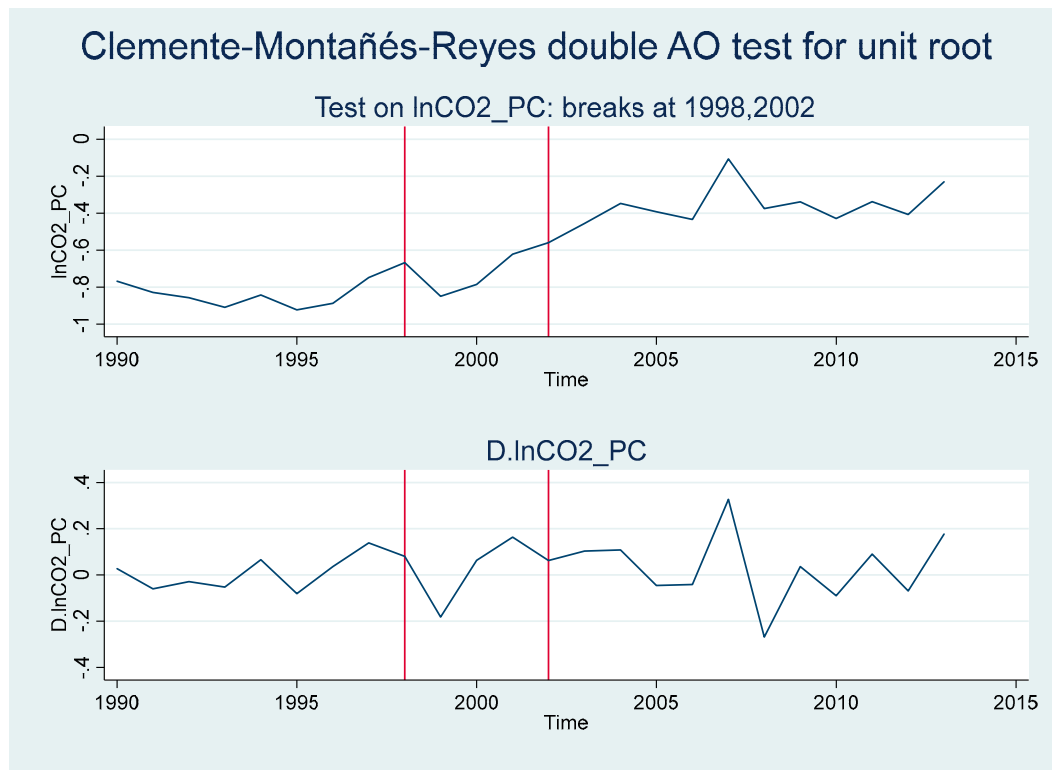
ID=26=Oman



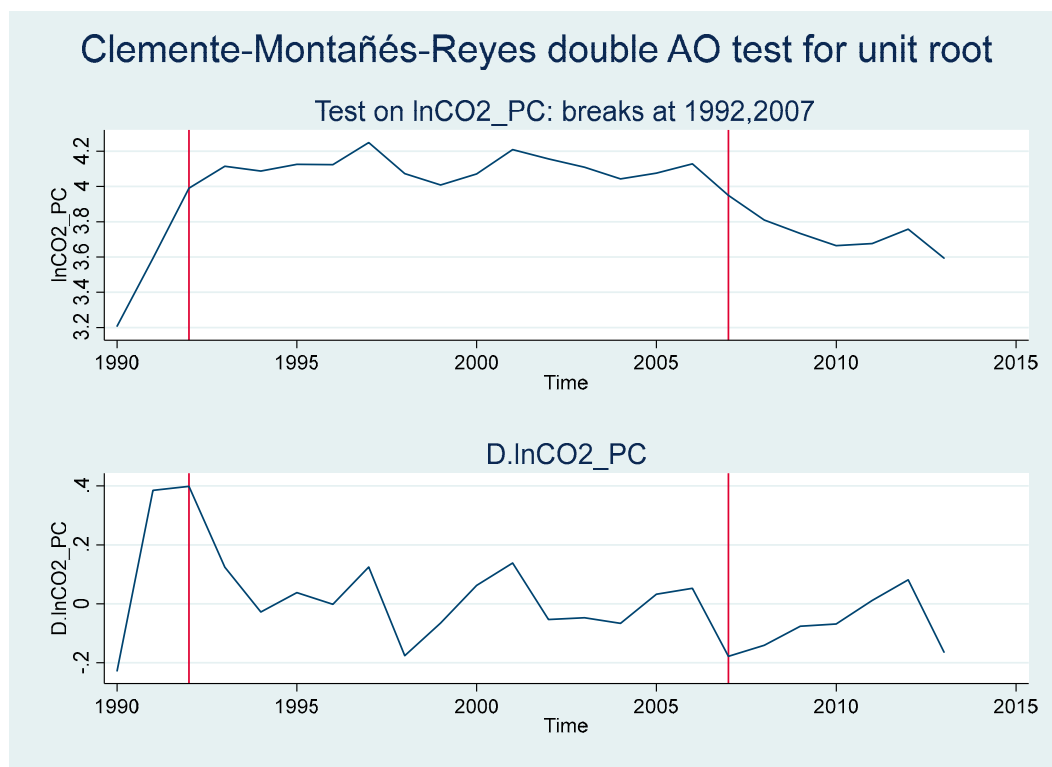
ID=27=Pakistan



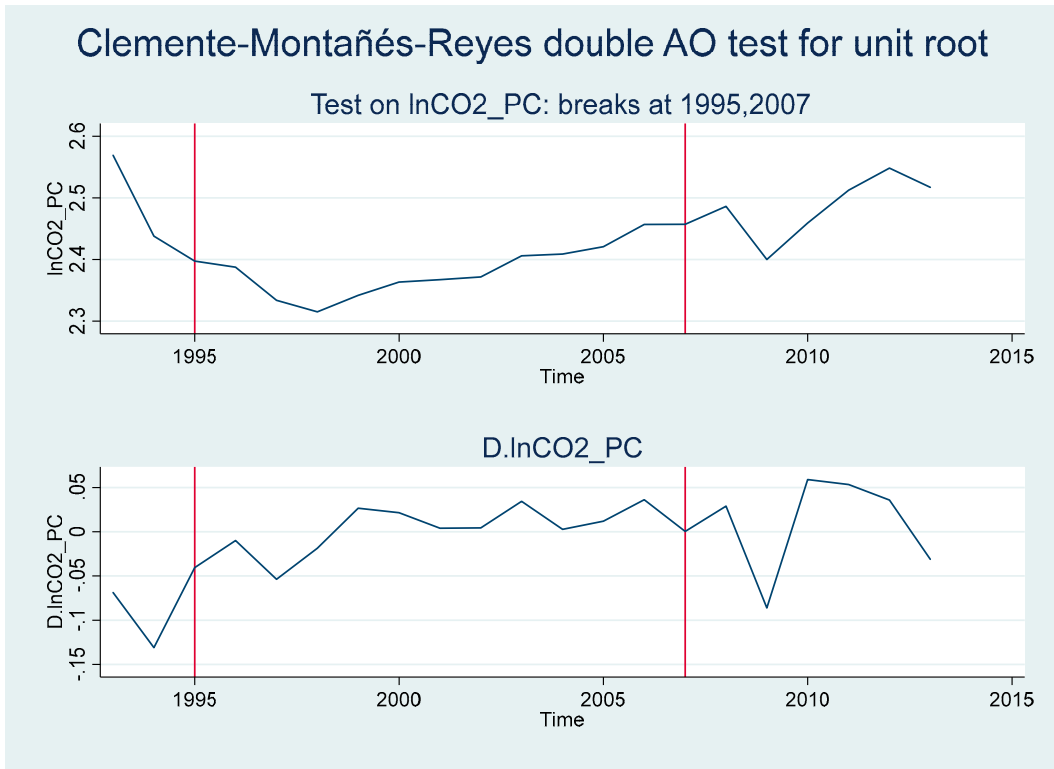
ID=28= Papua New Guinea



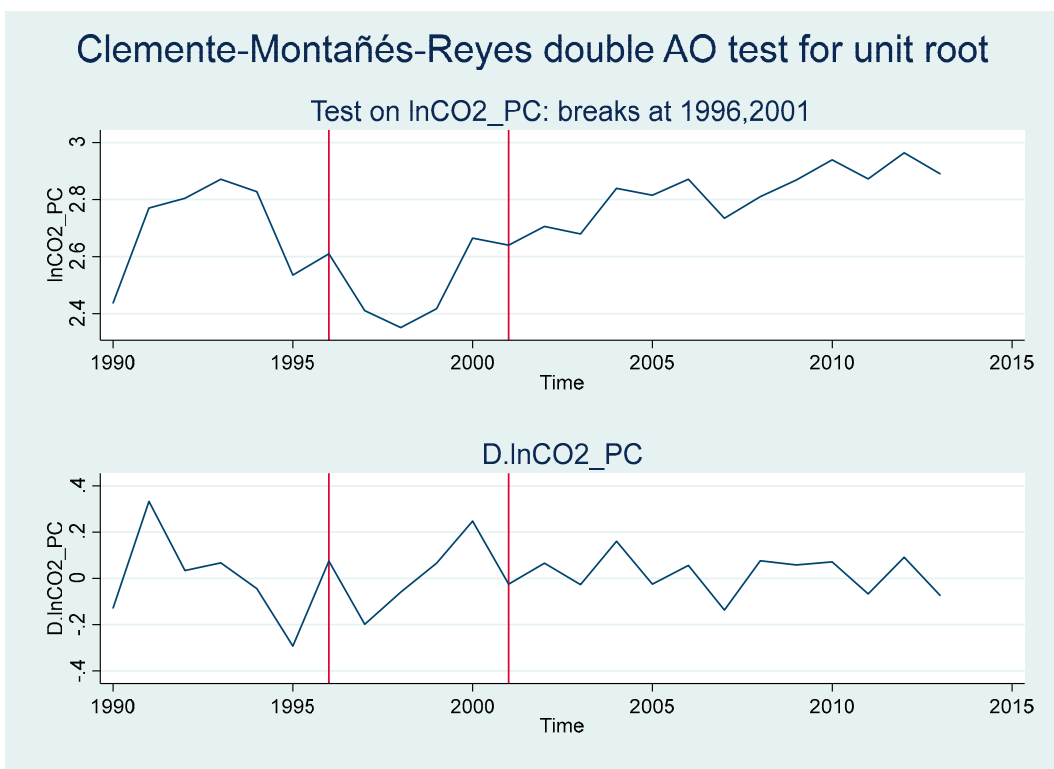
ID=29= Qatar



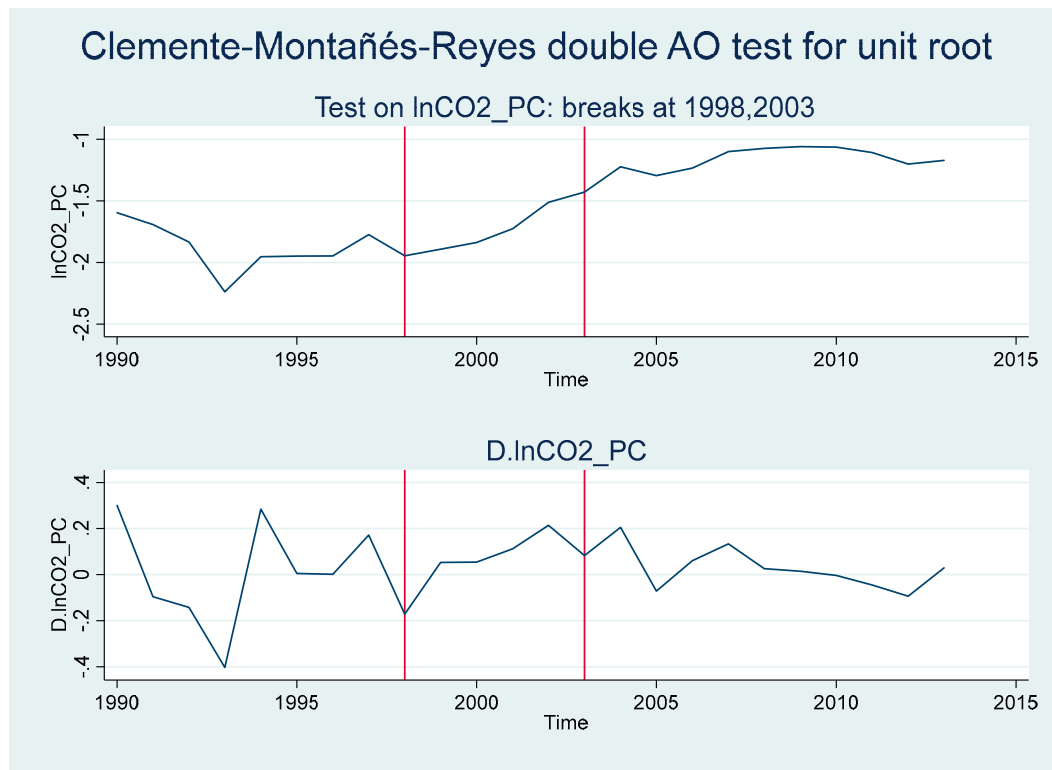
ID=30=Russia



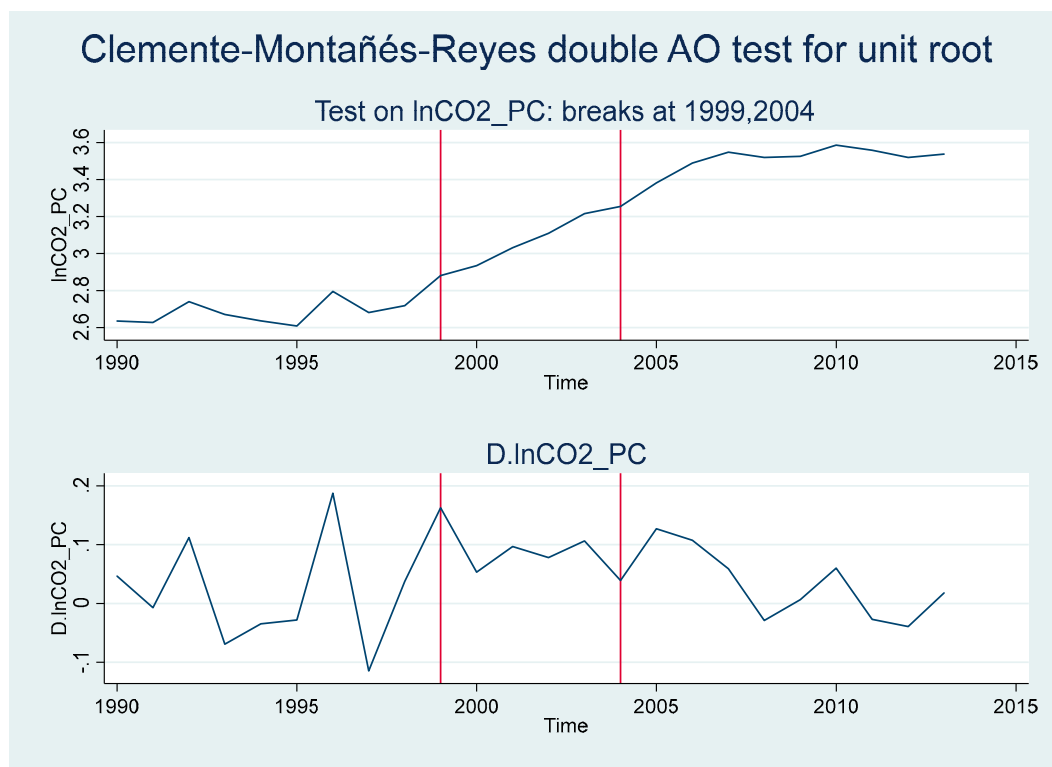
ID=31=Saudi Arabia



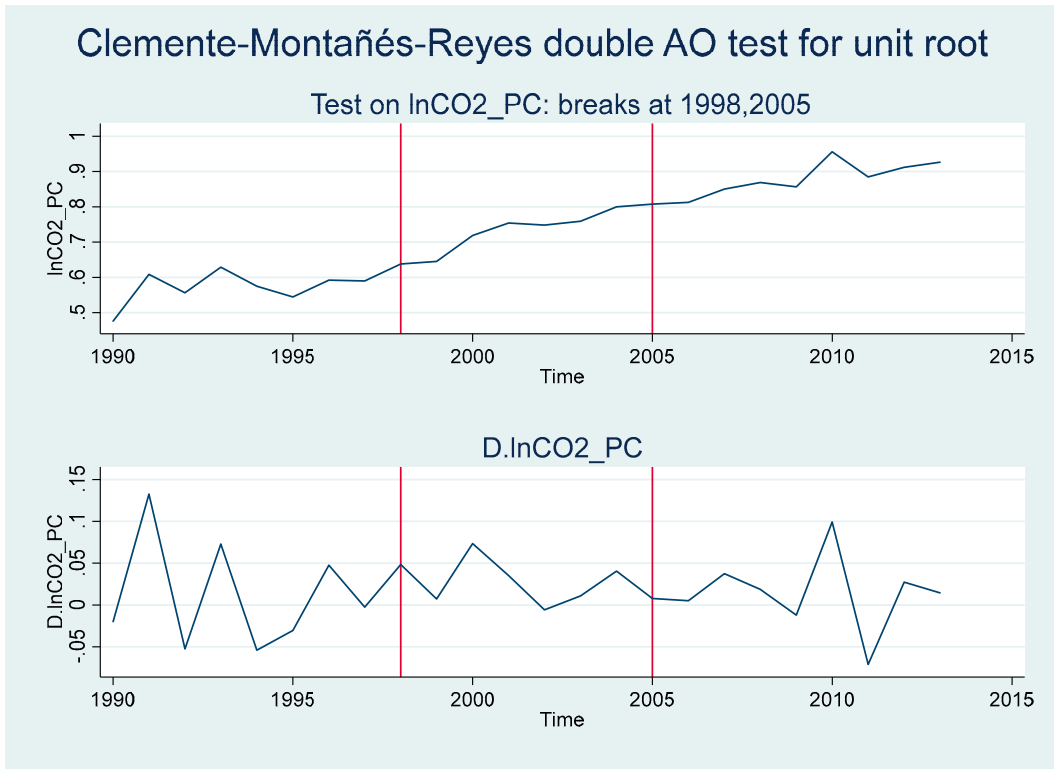
ID=32=Sudan



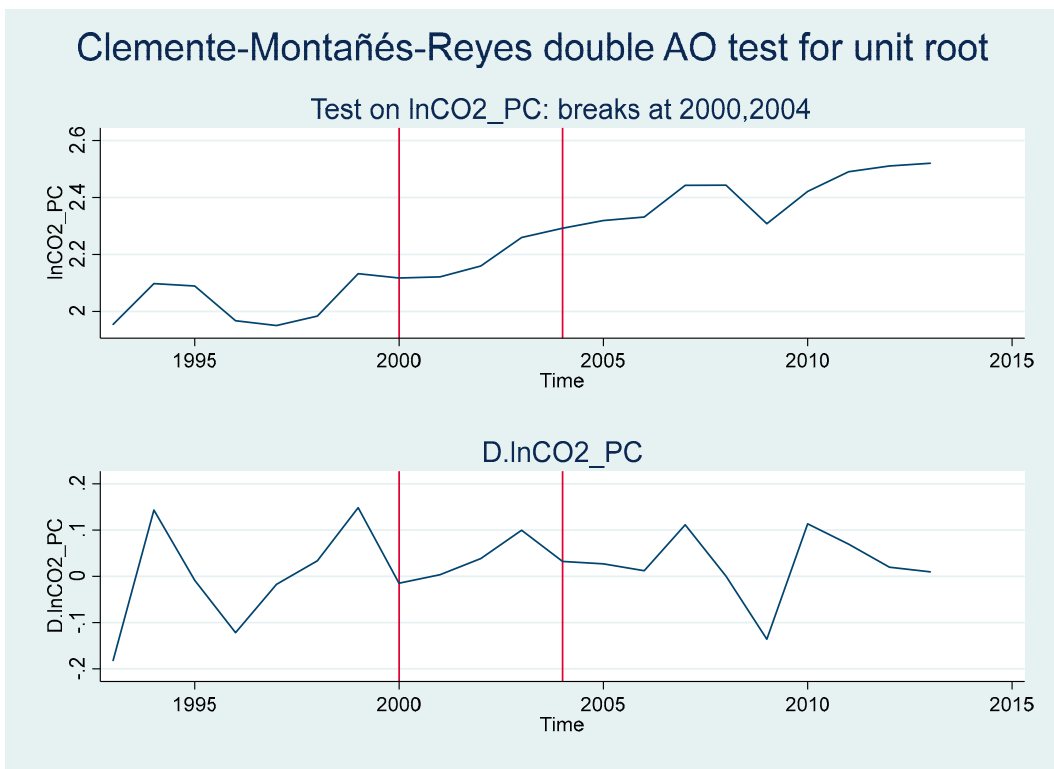
ID=33=Trinidad and Tonago



ID=34=Tunisia

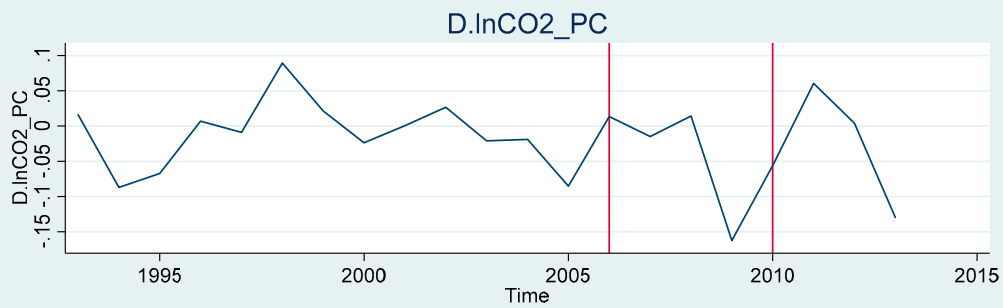
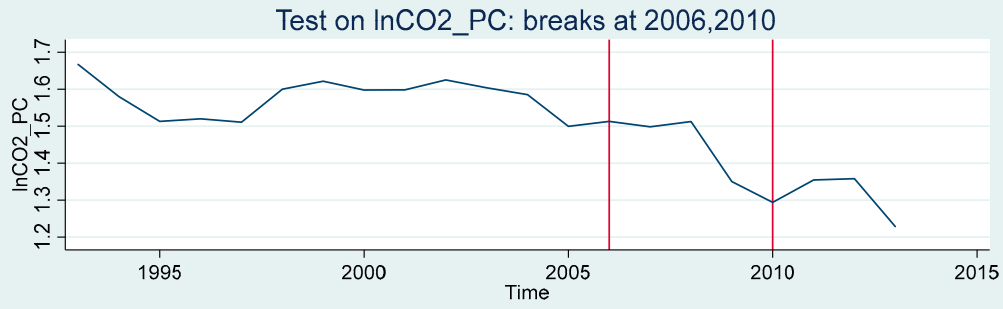


ID=35=Turkmenistan



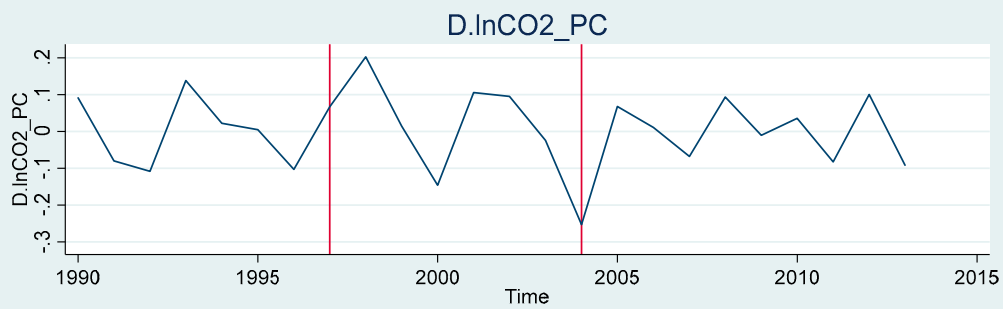
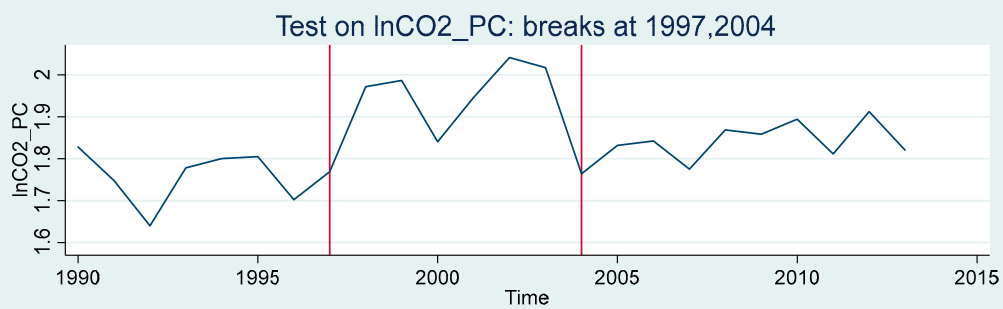
ID=36=Uzbekistan

Clemente-Montañés-Reyes double AO test for unit root



ID=37=Venezuela

Clemente-Montañés-Reyes double AO test for unit root



UNIT ROOT TESTS

Fisher-type unit-root test for ln_PCI
Based on augmented Dickey-Fuller tests

Ho: All panels contain unit roots Number of panels = 37
Ha: At least one panel is stationary Avg. number of periods = 27.51

AR parameter: Panel-specific Asymptotics: T -> Infinity
Panel means: Included
Time trend: Not included Cross-sectional means removed
Drift term: Included ADF regressions: 1 lag

		Statistic	p-value
Inverse chi-squared(72)	P	230.7357	0.0000
Inverse normal	Z	-9.4022	0.0000
Inverse logit t(184)	L*	-10.1353	0.0000
Modified inv. chi-squared Pm		13.2280	0.0000

P statistic requires number of panels to be finite.
Other statistics are suitable for finite or infinite number of panels.

. xtunitroot fisher lnCO2_PC , dfuller drift demean lags(1)

Fisher-type unit-root test for lnCO2_PC
Based on augmented Dickey-Fuller tests

Ho: All panels contain unit roots Number of panels = 37
Ha: At least one panel is stationary Avg. number of periods = 25.59

AR parameter: Panel-specific Asymptotics: T -> Infinity
Panel means: Included
Time trend: Not included Cross-sectional means removed
Drift term: Included ADF regressions: 1 lag

		Statistic	p-value
Inverse chi-squared(74)	P	274.9648	0.0000
Inverse normal	Z	-11.3715	0.0000
Inverse logit t(189)	L*	-12.2506	0.0000
Modified inv. chi-squared Pm		16.5192	0.0000

P statistic requires number of panels to be finite.
Other statistics are suitable for finite or infinite number of panels.

. xtunitroot fisher lnMVA , dfuller drift demean lags(1)

Fisher-type unit-root test for lnMVA
Based on augmented Dickey-Fuller tests

Ho: All panels contain unit roots Number of panels = 33
Ha: At least one panel is stationary Avg. number of periods = 22.30

AR parameter: Panel-specific Asymptotics: T -> Infinity
Panel means: Included
Time trend: Not included Cross-sectional means removed
Drift term: Included ADF regressions: 1 lag

		Statistic	p-value
Inverse chi-squared(66)	P	181.6436	0.0000
Inverse normal	Z	-7.9936	0.0000
Inverse logit t(169)	L*	-8.1860	0.0000
Modified inv. chi-squared Pm		10.0655	0.0000

P statistic requires number of panels to be finite.
Other statistics are suitable for finite or infinite number of panels.

. xtunitroot fisher lnTVA , dfuller drift demean lags(1)
could not compute test for panel 32

Fisher-type unit-root test for lnTVA
Based on augmented Dickey-Fuller tests

Ho: All panels contain unit roots Number of panels = 34
Ha: At least one panel is stationary Avg. number of periods = 23.24

AR parameter: Panel-specific Asymptotics: T -> Infinity
Panel means: Included
Time trend: Not included Cross-sectional means removed
Drift term: Included ADF regressions: 1 lag

		Statistic	p-value
Inverse chi-squared(66)	P	155.0986	0.0000
Inverse normal	Z	-6.9903	0.0000
Inverse logit t(169)	L*	-6.9170	0.0000
Modified inv. chi-squared	Pm	7.7550	0.0000

P statistic requires number of panels to be finite.
Other statistics are suitable for finite or infinite number of panels.

. xtunitroot fisher ln_PCI2 , dfuller drift demean lags(1)
could not compute test for panel 14

Fisher-type unit-root test for ln_PCI2
Based on augmented Dickey-Fuller tests

Ho: All panels contain unit roots Number of panels = 37
Ha: At least one panel is stationary Avg. number of periods = 27.51

AR parameter: Panel-specific Asymptotics: T -> Infinity
Panel means: Included
Time trend: Not included Cross-sectional means removed
Drift term: Included ADF regressions: 1 lag

		Statistic	p-value
Inverse chi-squared(72)	P	230.7357	0.0000
Inverse normal	Z	-9.4022	0.0000
Inverse logit t(184)	L*	-10.1353	0.0000
Modified inv. chi-squared	Pm	13.2280	0.0000

P statistic requires number of panels to be finite.
Other statistics are suitable for finite or infinite number of panels.

. xtunitroot fisher ln_Power_fossils , dfuller drift demean lags(1)

Fisher-type unit-root test for ln_Power_fossils

Based on augmented Dickey-Fuller tests

Ho: All panels contain unit roots Number of panels = 32
Ha: At least one panel is stationary Avg. number of periods = 26.41

AR parameter: Panel-specific Asymptotics: T -> Infinity
Panel means: Included
Time trend: Not included Cross-sectional means removed
Drift term: Included ADF regressions: 1 lag

		Statistic	p-value
Inverse chi-squared(64)	P	187.9303	0.0000
Inverse normal	Z	-8.5332	0.0000
Inverse logit t(164)	L*	-8.7981	0.0000
Modified inv. chi-squared	Pm	10.9540	0.0000

P statistic requires number of panels to be finite.
Other statistics are suitable for finite or infinite number of panels.

. xtunitroot fisher lnOil_Sh , dfuller drift demean lags(1)

Fisher-type unit-root test for lnOil_Sh

Based on augmented Dickey-Fuller tests

Ho: All panels contain unit roots Number of panels = 35
Ha: At least one panel is stationary Avg. number of periods = 27.57

AR parameter: Panel-specific Asymptotics: T -> Infinity
Panel means: Included
Time trend: Not included Cross-sectional means removed
Drift term: Included ADF regressions: 1 lag

		Statistic	p-value
Inverse chi-squared(70)	P	276.0013	0.0000
Inverse normal	Z	-11.3804	0.0000
Inverse logit t(179)	L*	-12.6740	0.0000
Modified inv. chi-squared	Pm	17.4103	0.0000

P statistic requires number of panels to be finite.
Other statistics are suitable for finite or infinite number of panels.

. xtunitroot fisher lnOil2 , dfuller drift demean lags(1)

Fisher-type unit-root test for lnOil2

Based on augmented Dickey-Fuller tests

Ho: All panels contain unit roots Number of panels = 35
Ha: At least one panel is stationary Avg. number of periods = 27.57

AR parameter: Panel-specific Asymptotics: T -> Infinity
Panel means: Included
Time trend: Not included Cross-sectional means removed
Drift term: Included ADF regressions: 1 lag

		Statistic	p-value
Inverse chi-squared(70)	P	276.0013	0.0000
Inverse normal	Z	-11.3804	0.0000
Inverse logit t(179)	L*	-12.6740	0.0000
Modified inv. chi-squared	Pm	17.4103	0.0000

P statistic requires number of panels to be finite.
Other statistics are suitable for finite or infinite number of panels.

. xtunitroot fisher lnOil2 , dfuller drift demean lags(0)

Fisher-type unit-root test for lnOil2
Based on augmented Dickey-Fuller tests

Ho: All panels contain unit roots Number of panels = 35
Ha: At least one panel is stationary Avg. number of periods = 27.57

AR parameter: Panel-specific Asymptotics: T -> Infinity
Panel means: Included
Time trend: Not included Cross-sectional means removed
Drift term: Included ADF regressions: 0 lags

		Statistic	p-value
Inverse chi-squared(70)	P	319.7655	0.0000
Inverse normal	Z	-12.0282	0.0000
Inverse logit t(179)	L*	-14.5201	0.0000
Modified inv. chi-squared	Pm	21.1090	0.0000

P statistic requires number of panels to be finite.
Other statistics are suitable for finite or infinite number of panels.

. xtunitroot fisher Tertiary_SH , dfuller drift demean lags(0)

Fisher-type unit-root test for Tertiary_SH
Based on augmented Dickey-Fuller tests

Ho: All panels contain unit roots Number of panels = 36
Ha: At least one panel is stationary Avg. number of periods = 24.89

AR parameter: Panel-specific Asymptotics: T -> Infinity
Panel means: Included
Time trend: Not included Cross-sectional means removed
Drift term: Included ADF regressions: 0 lags

		Statistic	p-value
Inverse chi-squared(72)	P	251.1424	0.0000
Inverse normal	Z	-10.6446	0.0000
Inverse logit t(184)	L*	-11.3085	0.0000
Modified inv. chi-squared	Pm	14.9285	0.0000

P statistic requires number of panels to be finite.
Other statistics are suitable for finite or infinite number of panels.

. xtunitroot fisher Tertiary_SH , dfuller drift demean lags(1)

Fisher-type unit-root test for Tertiary_SH
Based on augmented Dickey-Fuller tests

Ho: All panels contain unit roots Number of panels = 36
Ha: At least one panel is stationary Avg. number of periods = 24.89

AR parameter: Panel-specific Asymptotics: T -> Infinity
Panel means: Included
Time trend: Not included Cross-sectional means removed
Drift term: Included ADF regressions: 1 lag

		Statistic	p-value
Inverse chi-squared(72)	P	250.2823	0.0000
Inverse normal	Z	-10.7436	0.0000
Inverse logit t(184)	L*	-11.3178	0.0000
Modified inv. chi-squared	Pm	14.8569	0.0000

P statistic requires number of panels to be finite.
Other statistics are suitable for finite or infinite number of panels.

. xtunitroot fisher Tertiary_SH , dfuller drift demean lags(2)

Fisher-type unit-root test for Tertiary_SH
Based on augmented Dickey-Fuller tests

Ho: All panels contain unit roots Number of panels = 36
Ha: At least one panel is stationary Avg. number of periods = 24.89

AR parameter: Panel-specific Asymptotics: T -> Infinity
Panel means: Included
Time trend: Not included Cross-sectional means removed
Drift term: Included ADF regressions: 2 lags

. xtunitroot fisher Tertiary_SH , dfuller drift demean lags(2)

Fisher-type unit-root test for Tertiary_SH
Based on augmented Dickey-Fuller tests

Ho: All panels contain unit roots Number of panels = 36
Ha: At least one panel is stationary Avg. number of periods = 24.89

AR parameter: Panel-specific Asymptotics: T -> Infinity
Panel means: Included
Time trend: Not included Cross-sectional means removed
Drift term: Included ADF regressions: 2 lags

		Statistic	p-value
Inverse chi-squared(70)	P	221.7354	0.0000
Inverse normal	Z	-9.4771	0.0000
Inverse logit t(179)	L*	-9.9982	0.0000
Modified inv. chi-squared	Pm	12.8240	0.0000

P statistic requires number of panels to be finite.
Other statistics are suitable for finite or infinite number of panels.

. xtunitroot fisher Tertiary_SH , dfuller drift demean lags(3)

Fisher-type unit-root test for Tertiary_SH
Based on augmented Dickey-Fuller tests

Ho: All panels contain unit roots Number of panels = 36
Ha: At least one panel is stationary Avg. number of periods = 24.89

AR parameter: Panel-specific Asymptotics: T -> Infinity
Panel means: Included
Time trend: Not included Cross-sectional means removed
Drift term: Included ADF regressions: 3 lags

		Statistic	p-value
Inverse chi-squared(66)	P	248.5776	0.0000
Inverse normal	Z	-10.5236	0.0000
Inverse logit t(169)	L*	-11.6362	0.0000
Modified inv. chi-squared	Pm	15.8913	0.0000

P statistic requires number of panels to be finite.
Other statistics are suitable for finite or infinite number of panels.

. xtunitroot fisher Tertiary_SH , dfuller drift demean lags(4)
could not compute test for panel 14

Fisher-type unit-root test for Tertiary_SH
Based on augmented Dickey-Fuller tests

Ho: All panels contain unit roots Number of panels = 36
Ha: At least one panel is stationary Avg. number of periods = 24.89

AR parameter: Panel-specific Asymptotics: T -> Infinity
Panel means: Included
Time trend: Not included Cross-sectional means removed
Drift term: Included ADF regressions: 4 lags

		Statistic	p-value
Inverse chi-squared(64)	P	202.2672	0.0000
Inverse normal	Z	-9.0300	0.0000
Inverse logit t(164)	L*	-9.4862	0.0000
Modified inv. chi-squared	Pm	12.2212	0.0000

P statistic requires number of panels to be finite.
Other statistics are suitable for finite or infinite number of panels.

. xtunitroot fisher ln_PCI, dfuller trend lags(1)

```
. xtunitroot fisher ln_PCI, dfuller trend lags(1)
(129 missing values generated)
could not compute test for panel 14
```

Fisher-type unit-root test for ln_PCI
Based on augmented Dickey-Fuller tests

```
Ho: All panels contain unit roots      Number of panels      =      37
Ha: At least one panel is stationary    Avg. number of periods = 27.51
```

```
AR parameter: Panel-specific           Asymptotics: T -> Infinity
Panel means:   Included
Time trend:    Included
Drift term:    Not included              ADF regressions: 1 lag
```

		Statistic	p-value
Inverse chi-squared(72)	P	163.6694	0.0000
Inverse normal	Z	-1.9384	0.0263
Inverse logit t(184)	L*	-3.6691	0.0002
Modified inv. chi-squared	Pm	7.6391	0.0000

P statistic requires number of panels to be finite.
Other statistics are suitable for finite or infinite number of panels.

```
. xtunitroot fisher lnCO2_PC , dfuller trend lags(1)
(200 missing values generated)
```

Fisher-type unit-root test for lnCO2_PC
Based on augmented Dickey-Fuller tests

```
Ho: All panels contain unit roots      Number of panels      =      37
Ha: At least one panel is stationary    Avg. number of periods = 25.59
```

```
AR parameter: Panel-specific           Asymptotics: T -> Infinity
Panel means:   Included
Time trend:    Included
Drift term:    Not included              ADF regressions: 1 lag
```

		Statistic	p-value
Inverse chi-squared(74)	P	153.2999	0.0000
Inverse normal	Z	-2.5360	0.0056
Inverse logit t(184)	L*	-3.4090	0.0004
Modified inv. chi-squared	Pm	6.5184	0.0000

P statistic requires number of panels to be finite.
Other statistics are suitable for finite or infinite number of panels.

. xtunitroot fisher lnMVA , dfuller trend lags(1)
(411 missing values generated)

Fisher-type unit-root test for lnMVA
Based on augmented Dickey-Fuller tests

Ho: All panels contain unit roots Number of panels = 33
Ha: At least one panel is stationary Avg. number of periods = 22.30

AR parameter: Panel-specific Asymptotics: T -> Infinity
Panel means: Included
Time trend: Included
Drift term: Not included ADF regressions: 1 lag

		Statistic	p-value
Inverse chi-squared(66)	P	156.7716	0.0000
Inverse normal	Z	-2.9703	0.0015
Inverse logit t(164)	L*	-4.8288	0.0000
Modified inv. chi-squared	Pm	7.9007	0.0000

P statistic requires number of panels to be finite.
Other statistics are suitable for finite or infinite number of panels.

. xtunitroot fisher lnTVA , dfuller trend lags(1)
(357 missing values generated)
could not compute test for panel 32

Fisher-type unit-root test for lnTVA
Based on augmented Dickey-Fuller tests

Ho: All panels contain unit roots Number of panels = 34
Ha: At least one panel is stationary Avg. number of periods = 23.24

AR parameter: Panel-specific Asymptotics: T -> Infinity
Panel means: Included
Time trend: Included
Drift term: Not included ADF regressions: 1 lag

		Statistic	p-value
Inverse chi-squared(66)	P	67.3797	0.4297
Inverse normal	Z	0.8475	0.8016
Inverse logit t(169)	L*	0.7663	0.7777
Modified inv. chi-squared	Pm	0.1201	0.4522

P statistic requires number of panels to be finite.
Other statistics are suitable for finite or infinite number of panels.

. xtunitroot fisher d.lnTVA , dfuller trend lags(1)
(391 missing values generated)

Fisher-type unit-root test for D.lnTVA
Based on augmented Dickey-Fuller tests

Ho: All panels contain unit roots Number of panels = 33
Ha: At least one panel is stationary Avg. number of periods = 22.91

AR parameter: Panel-specific Asymptotics: T -> Infinity
Panel means: Included
Time trend: Included
Drift term: Not included ADF regressions: 1 lag

		Statistic	p-value
Inverse chi-squared(66)	P	122.8421	0.0000
Inverse normal	Z	-4.0080	0.0000
Inverse logit t(169)	L*	-4.1743	0.0000
Modified inv. chi-squared	Pm	4.9475	0.0000

P statistic requires number of panels to be finite.
Other statistics are suitable for finite or infinite number of panels.

. xtunitroot fisher Tertiary_SH , dfuller trend lags(1)
(251 missing values generated)

Fisher-type unit-root test for Tertiary_SH
Based on augmented Dickey-Fuller tests

Ho: All panels contain unit roots Number of panels = 36
Ha: At least one panel is stationary Avg. number of periods = 24.89

AR parameter: Panel-specific Asymptotics: T -> Infinity
Panel means: Included
Time trend: Included
Drift term: Not included ADF regressions: 1 lag

		Statistic	p-value
Inverse chi-squared(72)	P	61.6897	0.8017
Inverse normal	Z	0.2822	0.6111
Inverse logit t(179)	L*	0.1342	0.5533
Modified inv. chi-squared	Pm	-0.8592	0.8049

P statistic requires number of panels to be finite.
Other statistics are suitable for finite or infinite number of panels.

. xtunitroot fisher d.Tertiary_SH , dfuller trend lags(1)
(287 missing values generated)

Fisher-type unit-root test for D.Tertiary_SH
Based on augmented Dickey-Fuller tests

Ho: All panels contain unit roots Number of panels = 36
Ha: At least one panel is stationary Avg. number of periods = 23.89

AR parameter: Panel-specific Asymptotics: T -> Infinity
Panel means: Included
Time trend: Included
Drift term: Not included ADF regressions: 1 lag

		Statistic	p-value
Inverse chi-squared(72)	P	319.9763	0.0000
Inverse normal	Z	-11.4625	0.0000
Inverse logit t(179)	L*	-13.9495	0.0000
Modified inv. chi-squared	Pm	20.6647	0.0000

P statistic requires number of panels to be finite.
Other statistics are suitable for finite or infinite number of panels.

.