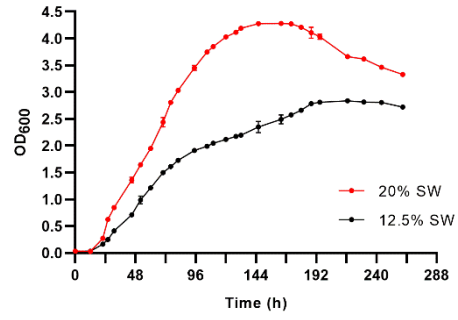
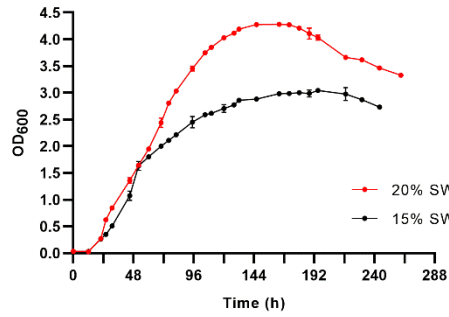


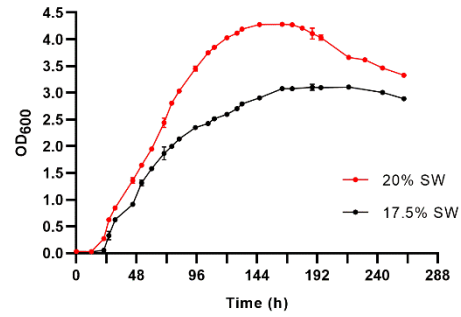
(a)



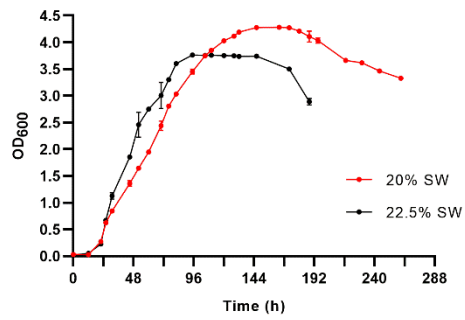
(b)



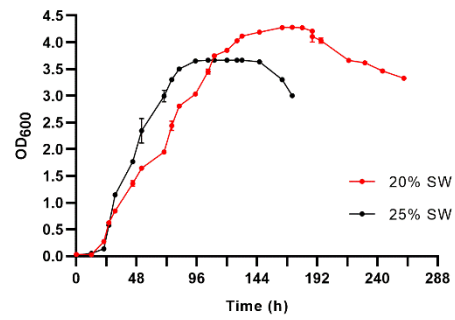
(c)



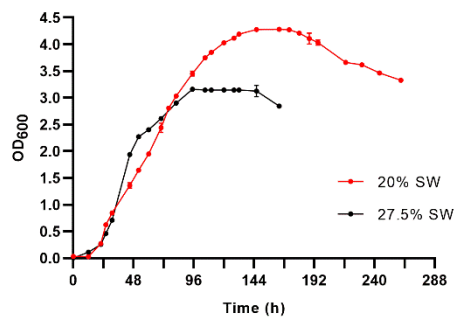
(d)



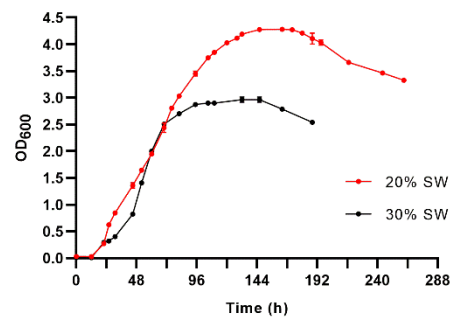
(e)



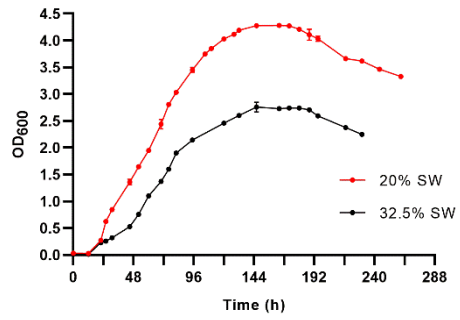
(f)



(g)

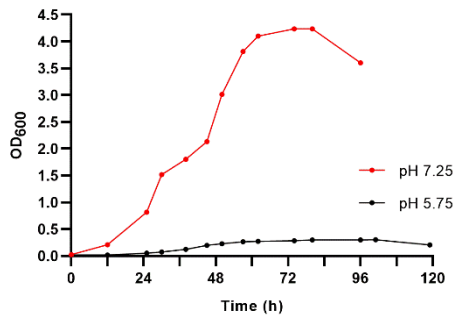


(h)

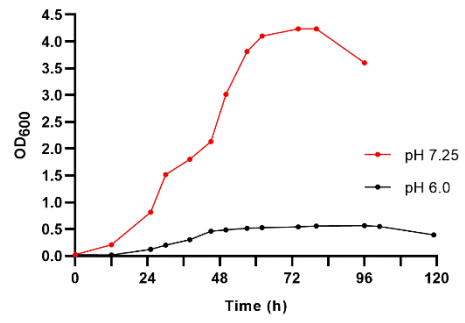


(i)

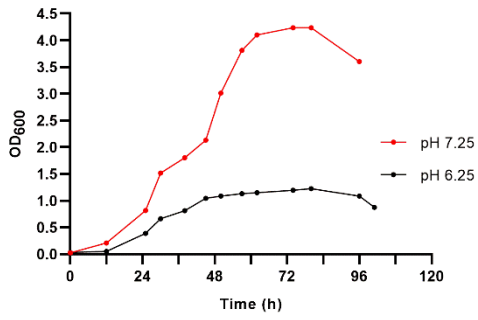
**Figure S1.** Growth of *Hfx. mediterranei* R4 (●) under standard culture conditions (20% SW, 20 mM  $\text{NH}_4\text{Cl}$ , 50 mM MOPS, 0.03 mM  $\text{FeCl}_3$ , 7.5 mM  $\text{CaCl}_2$ , 22.75 mM glucose. The pH was adjusted to 7.3 and grown at 42 °C. No metal addition.) and (●) under salt stress conditions: a) 10% SW; b) 12.5% SW; c) 15% SW; d) 17.5% SW; e) 22.5% SW; f) 25% SW; g) 27.5% SW; h) 30% SW; i) 32.5% SW.



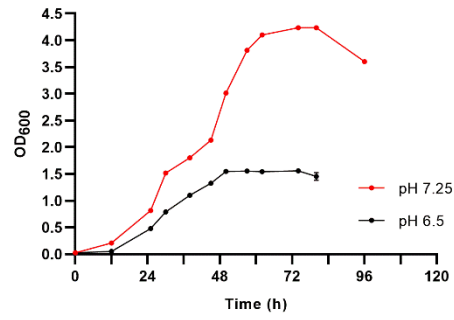
(a)



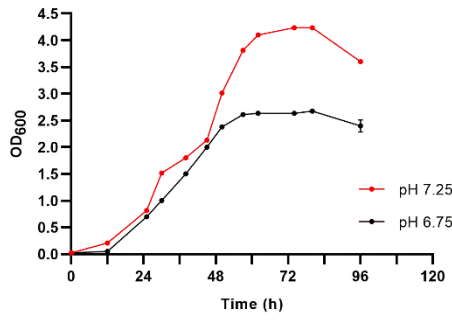
(b)



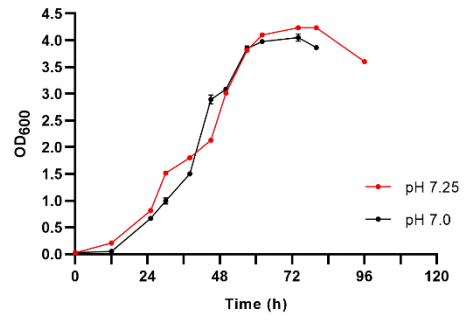
(c)



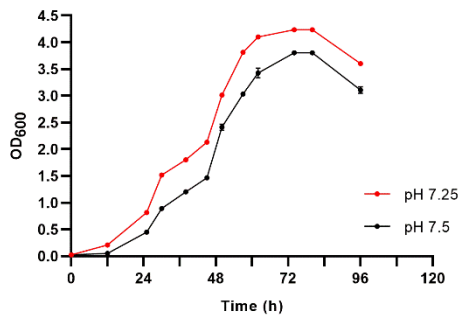
(d)



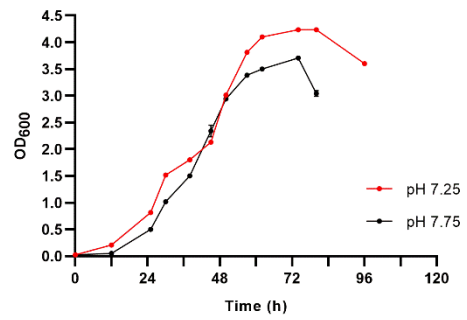
(e)



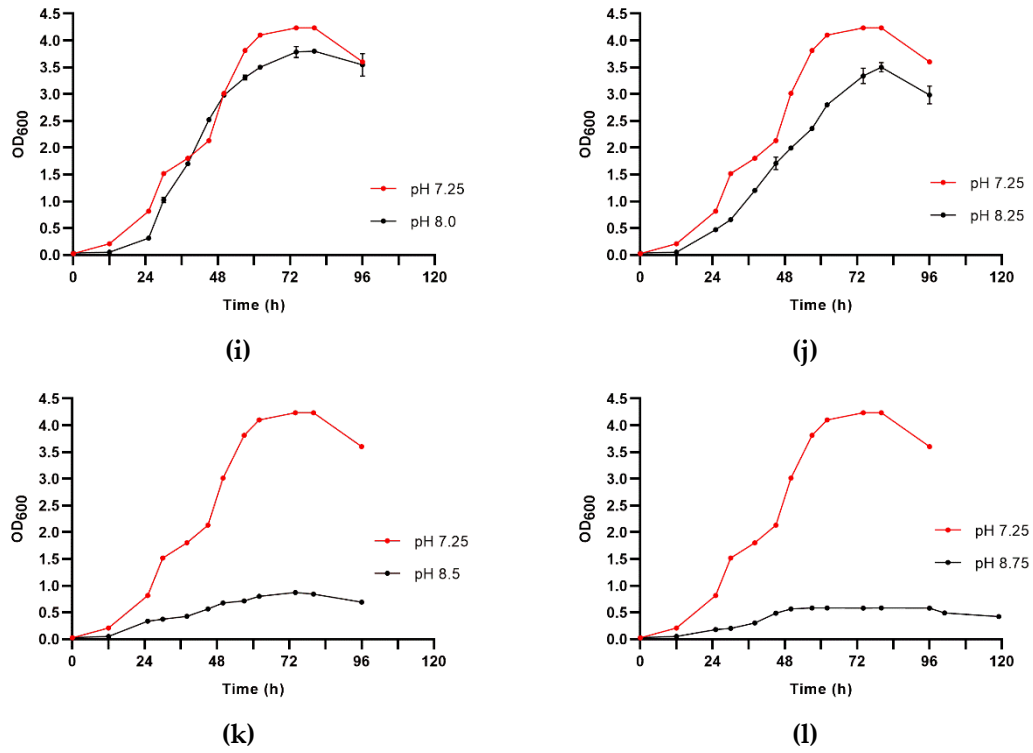
(f)



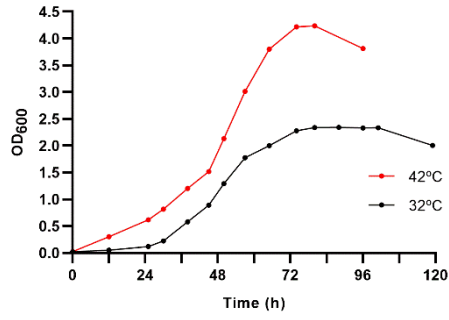
(g)



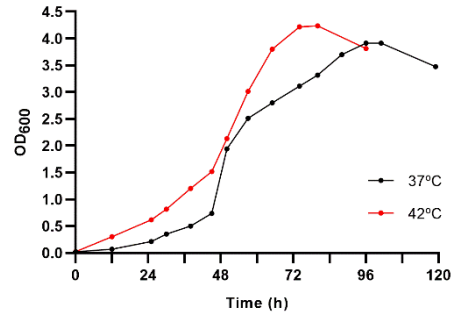
(h)



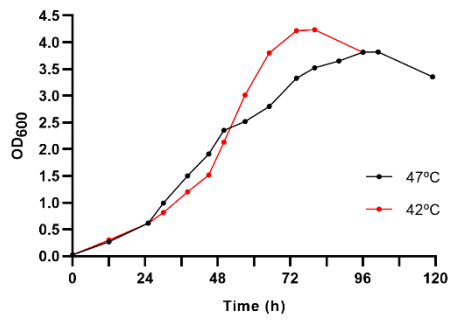
**Figure S2.** Growth of *Hfx. mediterranei* R4 (●) under standard culture conditions (20% SW, 20 mM NH<sub>4</sub>Cl, 50 mM MOPS, 0.03 mM FeCl<sub>3</sub>, 7.5 mM CaCl<sub>2</sub>, 22.75 mM glucose. The pH was adjusted to 7.3 and grown at 42 °C. No metal addition.) and (●) under pH stress conditions: a) 5.75; b) 6.0; c) 6.25; d) 6.5; e) 6.75; f) 7.0; g) 7.5; h) 7.75; i) 8.0; j) 8.25; k) 8.5; l) 8.75.



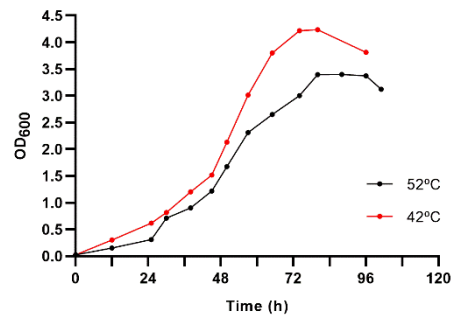
(a)



(b)

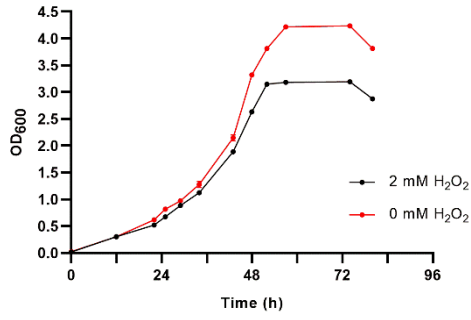


(c)

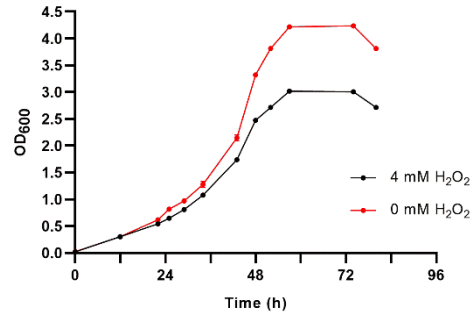


(d)

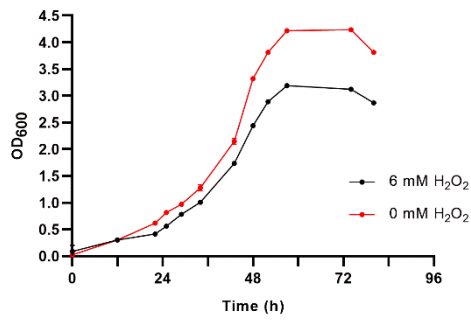
**Figure S3.** Growth of *Hfx. mediterranei* R4 (●) under standard culture conditions (20% SW, 20 mM NH<sub>4</sub>Cl, 50 mM MOPS, 0.03 mM FeCl<sub>3</sub>, 7.5 mM CaCl<sub>2</sub>, 22.75 mM glucose. The pH was adjusted to 7.3 and grown at 42 °C. No metal addition.) and (●) under temperature stress conditions: a) 32 °C; b) 37°C; c) 47 °C; d) 52 °C.



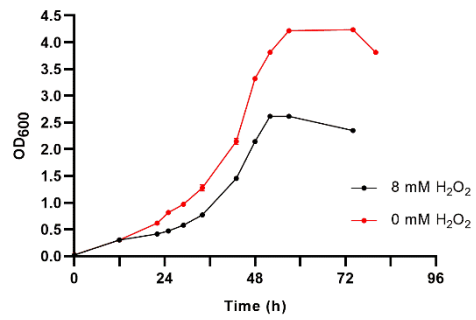
(a)



(b)

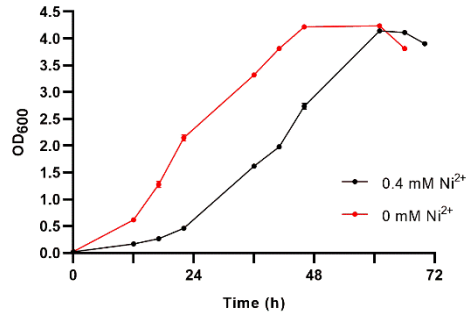


(c)

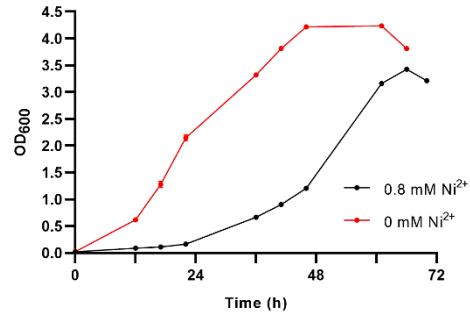


(d)

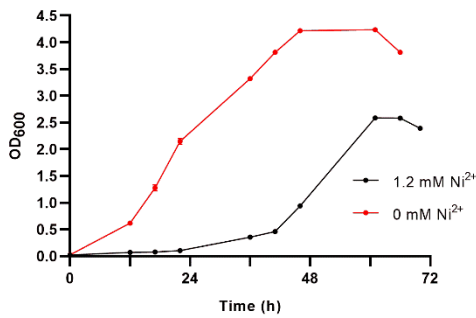
**Figure S4.** Growth of *Hfx. mediterranei* R4 (●) under standard culture conditions (20% SW, 20 mM NH<sub>4</sub>Cl, 50 mM MOPS, 0.03 mM FeCl<sub>3</sub>, 7.5 mM CaCl<sub>2</sub>, 22.75 mM glucose. The pH was adjusted to 7.3 and grown at 42 °C. No metal addition.) and (●) under oxidative stress conditions induced by: a) 2 mM; b) 4 mM; c) 6 mM; d) 8 mM.



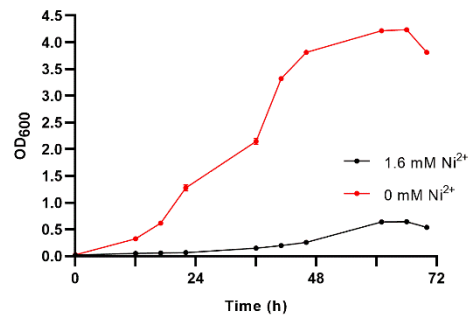
(a)



(b)

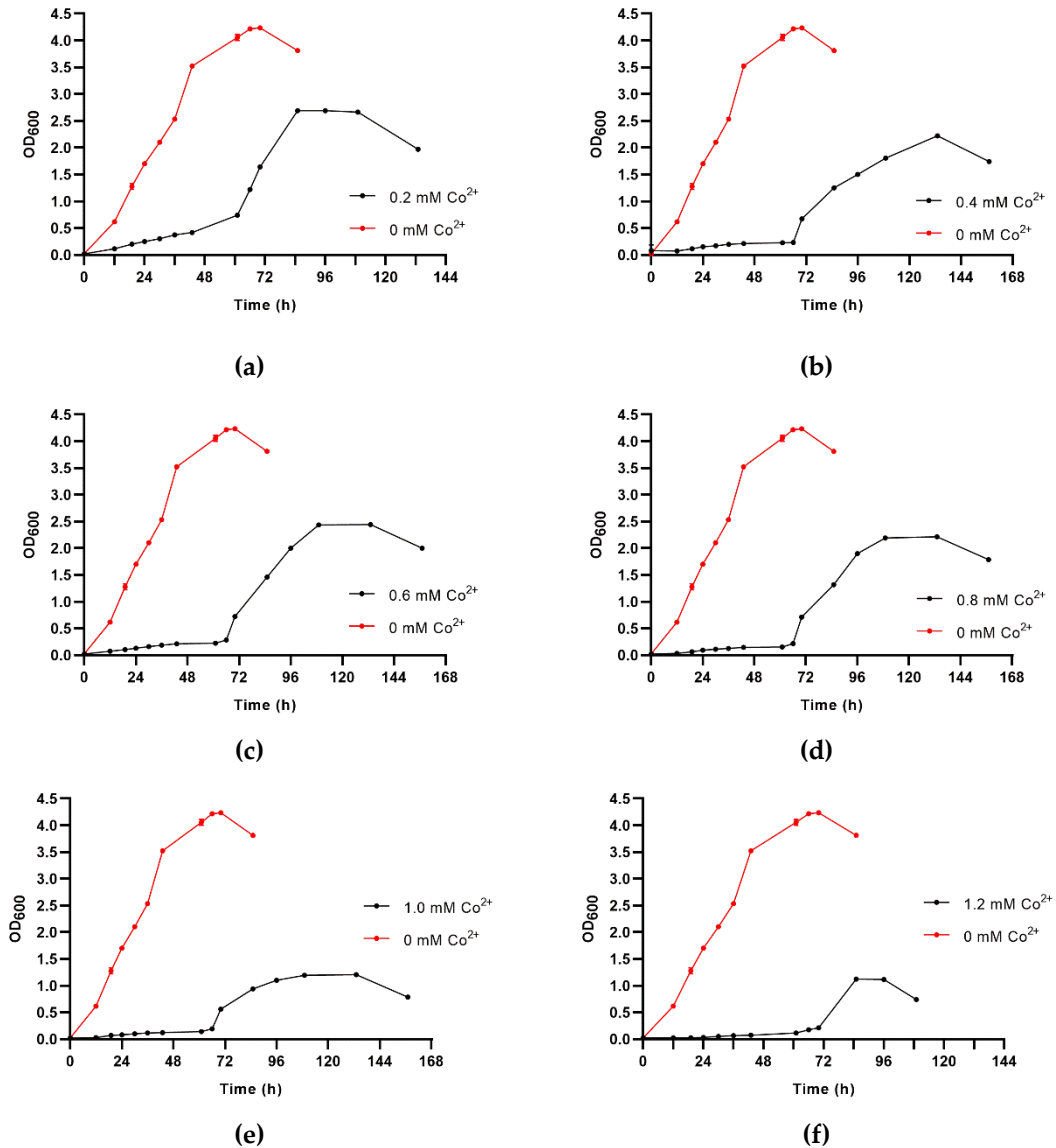


(c)



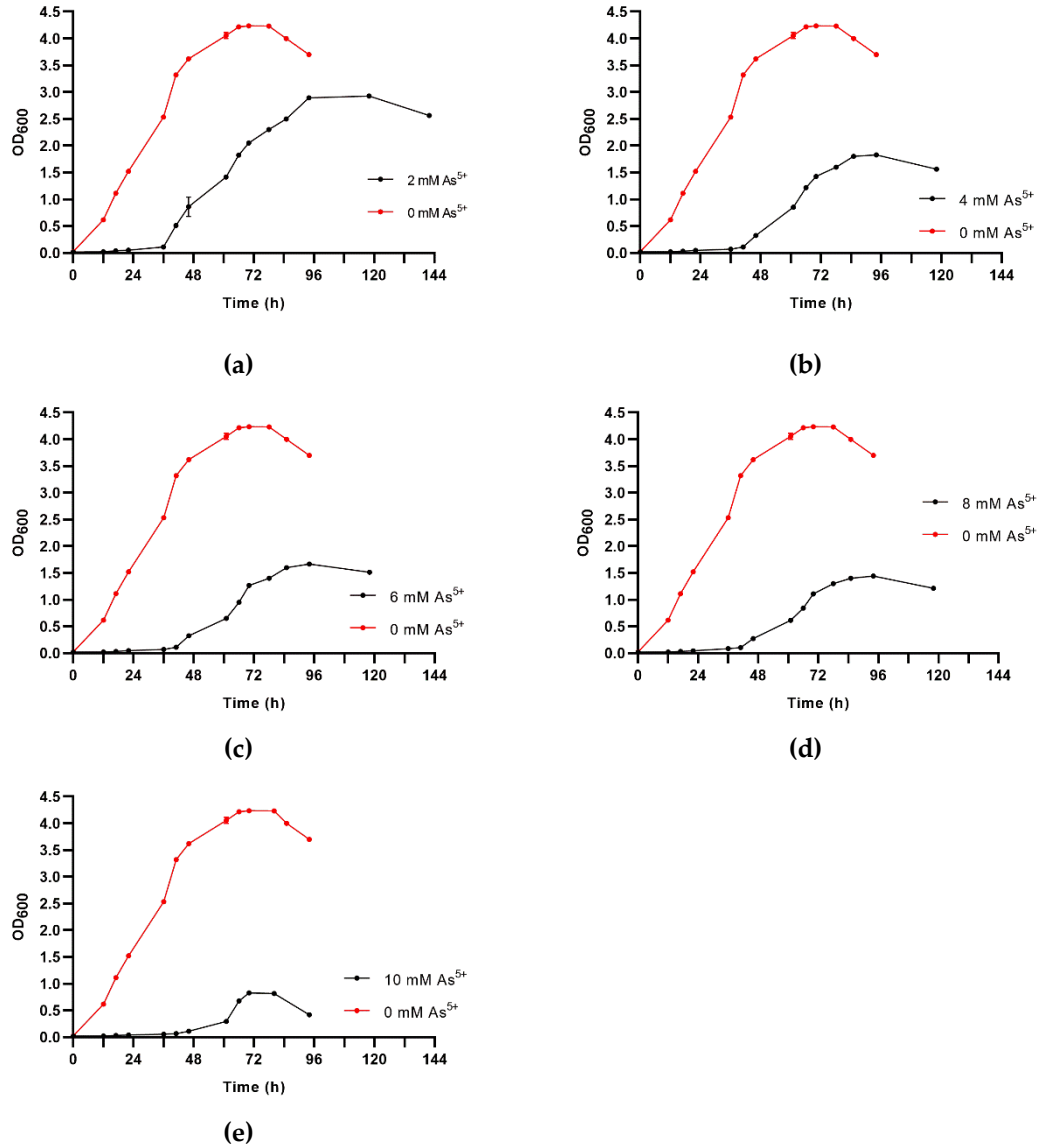
(d)

**Figure S5.** Growth of *Hfx. mediterranei* R4 (●) under standard culture conditions (20% SW, 20 mM NH<sub>4</sub>Cl, 50 mM MOPS, 0.03 mM FeCl<sub>3</sub>, 7.5 mM CaCl<sub>2</sub>, 22.75 mM glucose. The pH was adjusted to 7.3 and grown at 42 °C. No metal addition) and (●) under metal stress conditions induced by nickel (Ni<sup>2+</sup>): a) 0.4 mM; b) 0.8 mM; c) 1.2 mM; d) 1.6 mM.

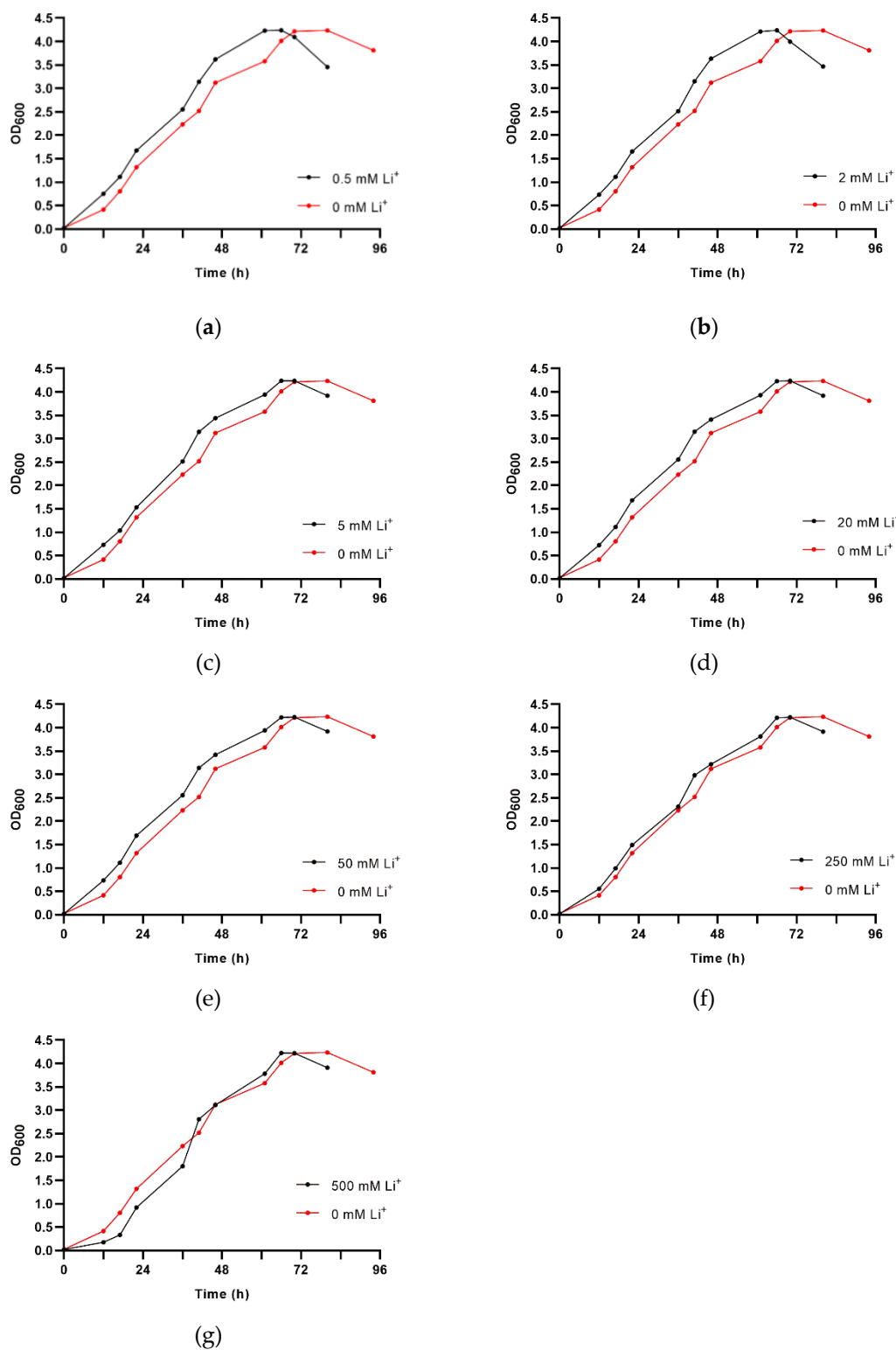


**Figure S6.** Growth of *Hfx. mediterranei* R4 (●) under standard culture conditions (20% SW, 20 mM NH<sub>4</sub>Cl, 50 mM MOPS, 0.03 mM FeCl<sub>3</sub>, 7.5 mM CaCl<sub>2</sub>, 22.75 mM glucose. The pH was adjusted to 7.3 and grown at 42 °C. No metal addition.) and (●) under metal stress conditions induced by cobalt (Co<sup>2+</sup>): a) 0.2 mM; b) 0.4 mM; c) 0.6 mM; d) 0.8 mM; e) 1.0 mM; f) 1.2 mM.





**Figure S7.** Growth of *Hfx. mediterranei* R4 (●) under standard culture conditions (20% SW, 20 mM  $NH_4Cl$ , 50 mM MOPS, 0.03 mM  $FeCl_3$ , 7.5 mM  $CaCl_2$ , 22.75 mM glucose. The pH was adjusted to 7.3 and grown at 42 °C. No metal addition.) and (●) under metal stress conditions induced by arsenic ( $As^{5+}$ ): a) 2 mM; b) 4 mM; c) 6 mM; d) 8 mM; e) 10 mM.



**Figure S8.** Growth of *Hfx. mediterranei* R4 (●) under standard culture conditions (20% SW, 20 mM NH<sub>4</sub>Cl, 50 mM MOPS, 0.03 mM FeCl<sub>3</sub>, 7.5 mM CaCl<sub>2</sub>, 22.75 mM glucose. The pH was adjusted to 7.3 and grown at 42 °C. No metal addition.) and (●) under metal stress conditions induced by lithium (Li<sup>+</sup>): a) 0.5 mM; b) 2 mM; c) 5 mM; d) 20 mM; e) 50 mM; f) 250 mM; g) 500 mM.