

Supplementary Materials

4,4'-Di-*tert*-butyl-2,2'-bipyridinium Trifluoromethanesulfonate

Shintaro Kodama ^{1,*}, Kazuki Bunno ¹, Akihiro Nomoto ¹, and Akiya Ogawa ¹

¹ Department of Applied Chemistry, Graduate School of Engineering, Osaka Prefecture University, 1-1 Gakuen-cho, Nakaku, Sakai, Osaka 599-8531, Japan; sab02122@edu.osakafu-u.ac.jp (K.B.); nomoto@chem.osakafu-u.ac.jp (A.N.); ogawa@chem.osakafu-u.ac.jp (A.O.)

* Correspondence: skodama@chem.osakafu-u.ac.jp

Contents

Figure S1. ¹ H NMR spectrum (CDCl ₃ , 400 MHz) of compound 2	... 2
Figure S2. ¹³ C{ ¹ H} NMR spectrum (CDCl ₃ , 100 MHz) of compound 2	... 2
Figure S3. ¹⁹ F{ ¹ H} NMR spectrum (CDCl ₃ , 376 MHz) of compound 2	... 3

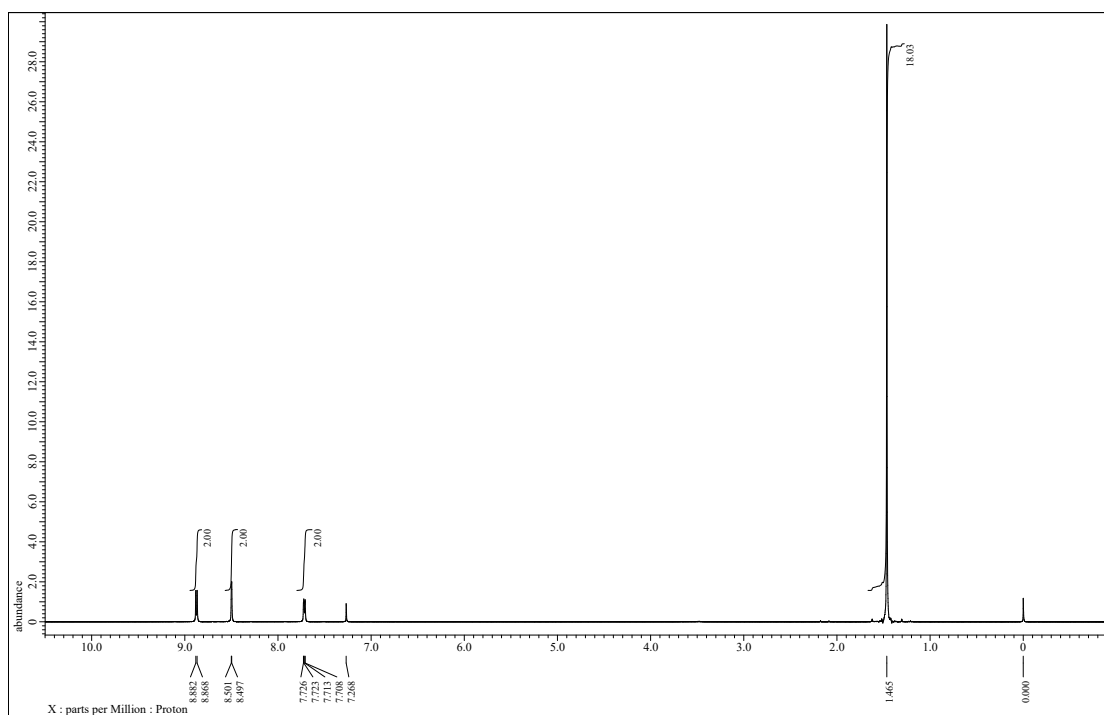


Figure S1. ¹H NMR spectrum (CDCl₃, 400 MHz) of compound **2**

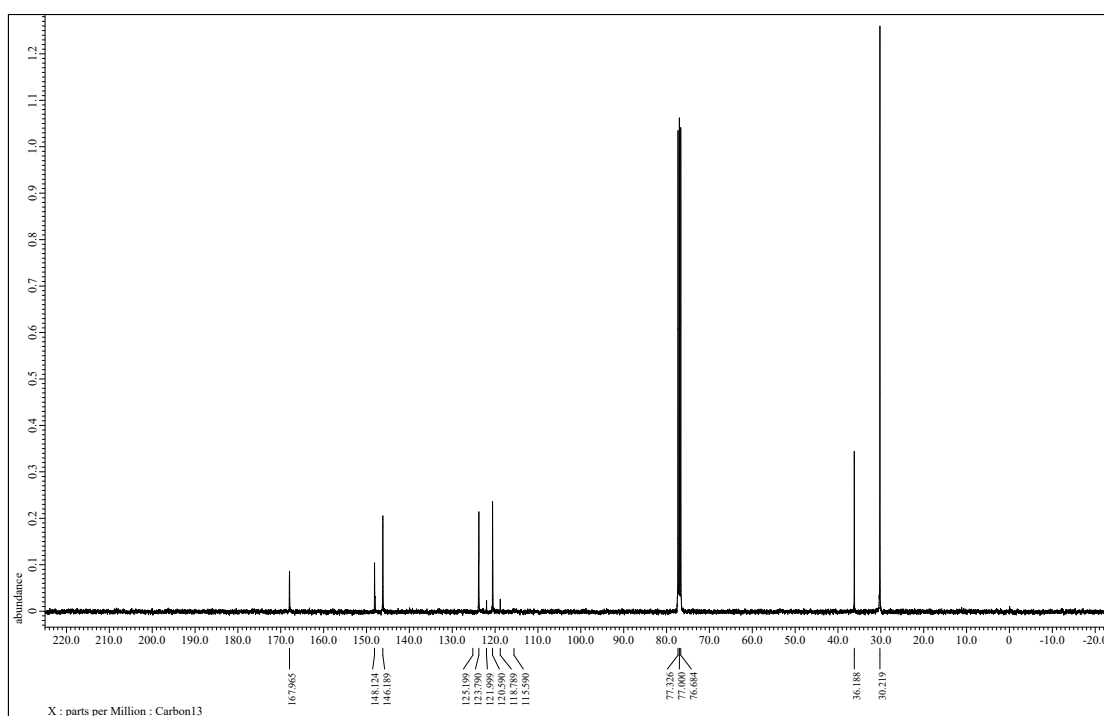


Figure S2. $^{13}\text{C}\{^1\text{H}\}$ NMR spectrum (CDCl_3 , 100 MHz) of compound 2

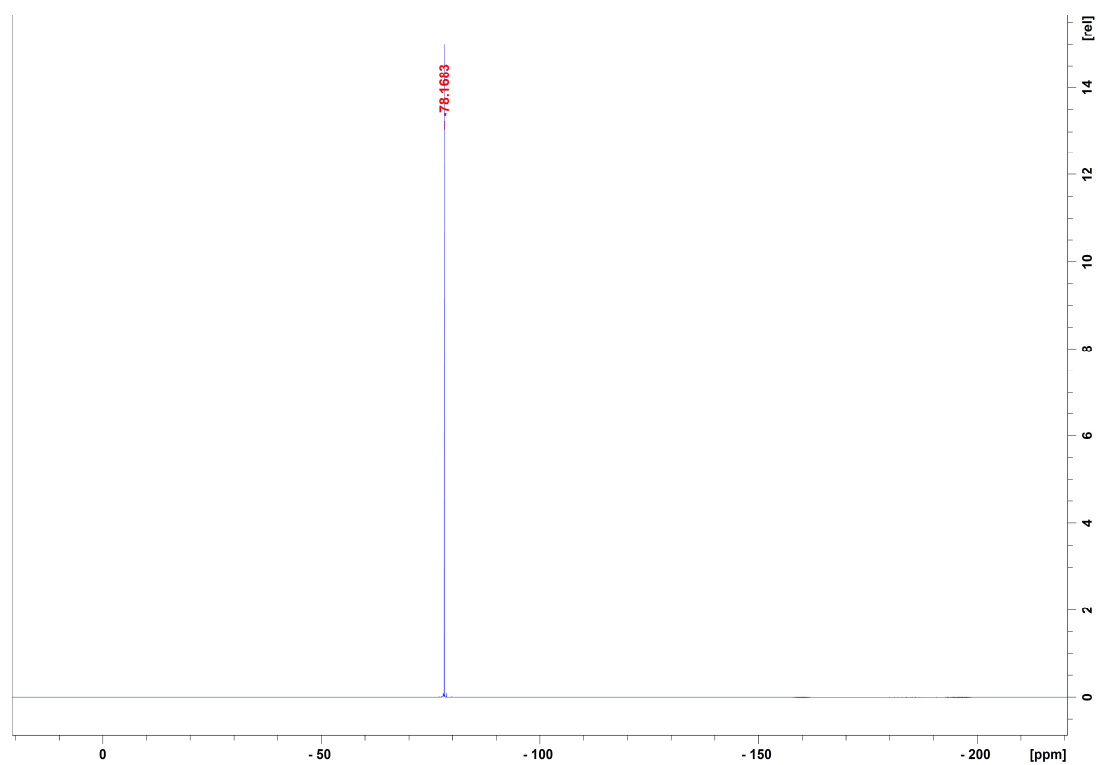


Figure S3. $^{19}\text{F}\{^1\text{H}\}$ NMR spectrum (CDCl_3 , 376 MHz) of compound 2