

Synthesis and Potent Antimicrobial Activity of Some Novel N-(Alkyl)-2-Phenyl-1H-Benzimidazole-5-Carboxamidines

Hakan Göker ^{1,*}, Mehmet Alp ¹ and Sulhiye Yıldız ²

¹ Department of Pharmaceutical Chemistry, Faculty of Pharmacy, Ankara University, 06100 Tandogan, Ankara-Turkey; Fax: (+90)3122131081

² Department of Microbiology, Faculty of Pharmacy, Ankara University, 06100 Tandogan, Ankara-Turkey

* Author to whom correspondence should be addressed. E-mail: goker@pharmacy.ankara.edu.tr

Received: 7 June 2005; in revised form: 25 October 2005 / Accepted: 26 October 2005 /

Published: 30 November 2005

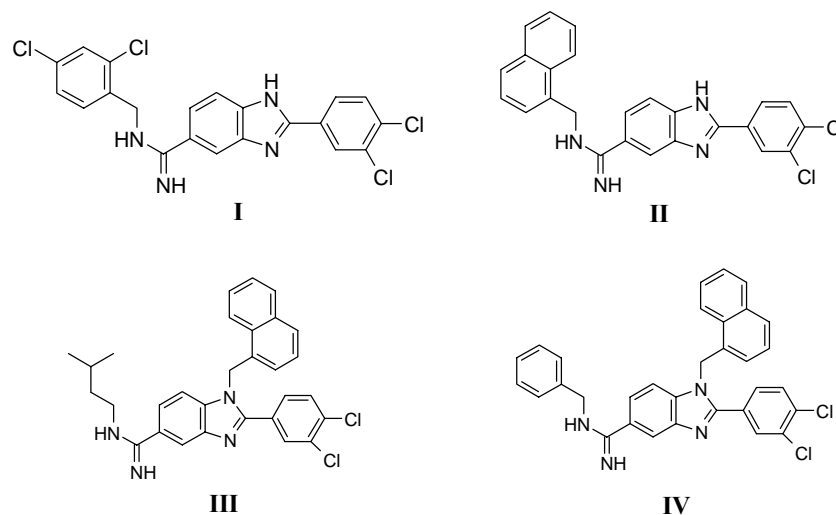
Abstract: A series of 22 novel 1,2-disubstituted-1H-benzimidazole-N-alkylated-5-carboxamide derivatives were synthesized and evaluated for *in vitro* antibacterial activity against *S. aureus* and methicillin resistant *S. aureus* (MRSA), *E. coli*, *E. faecalis* and for antifungal activity against *C. albicans*. Compound **59** [1-(2,4-dichlorobenzyl)-N-(2-diethylaminoethyl)-1H-benzimidazole-5-carboxamide], with a 3,4-dichlorophenyl group at the C-2 position, displayed the greatest activity (MIC = 3.12 µg/mL against both some bacteria and the fungus *C. albicans*).

Keywords: 1H-Benzimidazole carboxamidines, methicillin-resistant *S. aureus* (MRSA), antibacterial activity and antifungal activity.

Introduction

We have already reported the synthesis of a series of 1,2-disubstituted-1H-benzimidazole-N-alkylated-5-carboxamide derivatives and their very potent antibacterial activities against *S. aureus* and methicillin resistant *S. aureus* [1]. The study revealed that compounds **I–IV** (Figure 1) exhibited the best activity, with MIC values of 0.78 - 0.39 µg/mL against these species. As part of a continuing program focused on development of new antimicrobial benzimidazole carboxamidines, we planned to modify the structure of compounds **I–IV**.

Figure 1

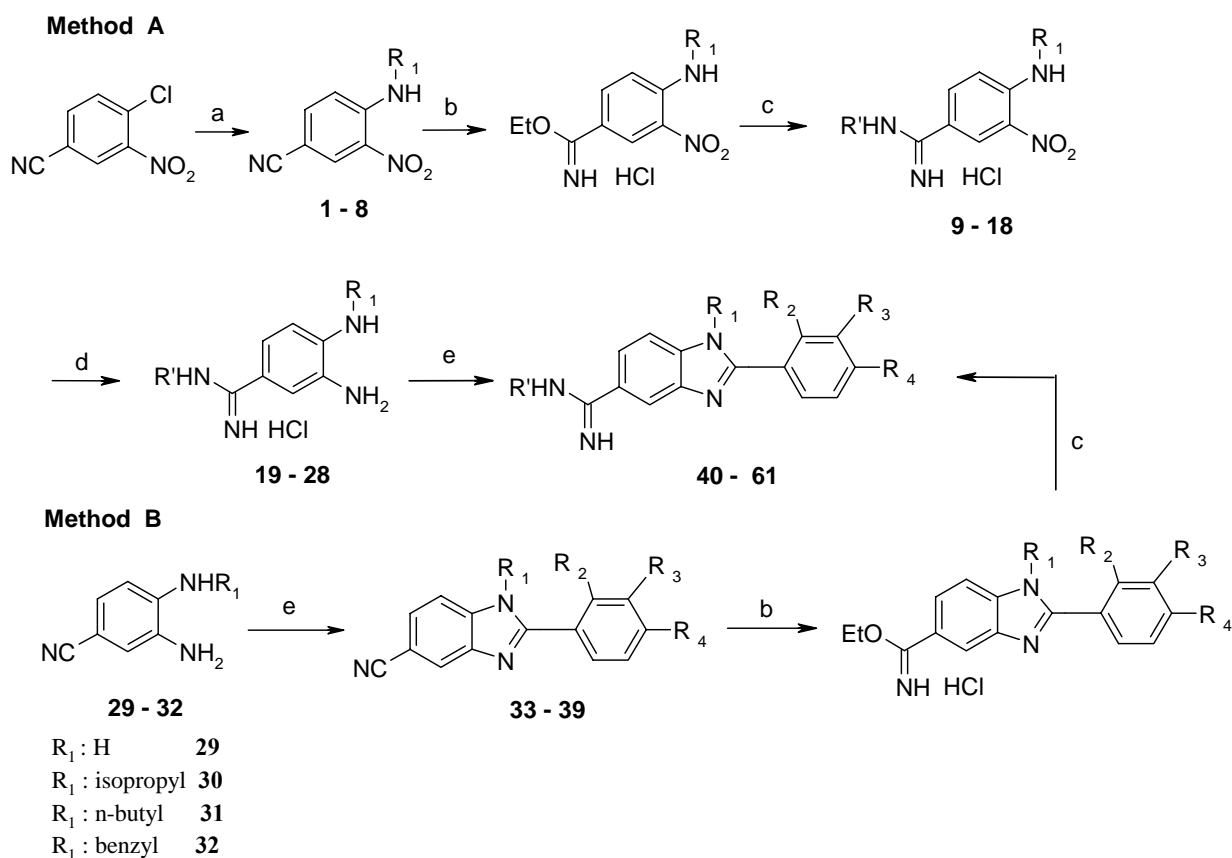


Results and Discussion

Chemistry

Syntheses of the target benzimidazoles (Tables 1, 2) were achieved by two different methods, as shown in Scheme 1.

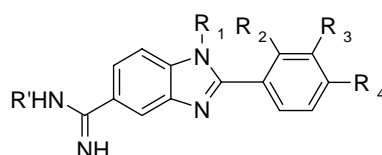
Scheme 1



Reagents : a: R_1NH_2 b: HCl(g)/EtOH c: $R'NH_2$ /EtOH d: H_2 /Pd.C e: $Na_2S_2O_5$ adduct of benzaldehydes

Method A involved nucleophilic displacement in DMF of the chloro group of 4-chloro-3-nitrobenzonitrile by reaction with several amines to give **1–8** (Table 3). The cyano group was then converted into the imidate ester, using a modified Pinner method [1], and the imidate esters were used directly to make the corresponding benzamidines **9–18** (Table 4). Their reduction with H₂, Pd/C produced **19–28** (Table 5). Condensation of these derivatives with the Na₂S₂O₅ adducts of several benzaldehydes afforded the corresponding benzimidazoles **45–52**, **55** and **59–61** [2]. *Method B* involved cyclization of **29–32** with the Na₂S₂O₅ adducts of various benzaldehydes to afford 5-cyano-benzimidazoles **33–39** (Table 6), following this, the cyano groups were converted into the imidate esters, as in *method A*, and these were used to prepared the corresponding amidine compounds **40–44**, **53**, **54** and **56–58**. For its practical advantages this method was used in particular for cyano-benzimidazoles, which have better solubility in EtOH, although the yields were low.

Table 1. Formulas and *in vitro* antibacterial and antifungal activities of **40 - 61**.



No.	Substituents					Minimal inhibitory concentration, µg/mL					
	R'	R ₁	R ₂	R ₃	R ₄	<i>S. a.</i>	MRSA	MRSA*	<i>E. c.</i>	<i>E. f.</i>	<i>C. a.</i>
40			Cl			>50	>50	>50	>50	>50	>50
41	CH(CH ₃) ₂		Cl		Cl	>50	>50	>50	>50	>50	>50
42	CH(CH ₃) ₂				F	>50	>50	>50	>50	>50	>50
43	(Et) ₂ NCH ₂ CH ₂				F	>50	>50	>50	>50	>50	>50
44	(Me) ₂ NCH ₂ CH ₂		Cl			>50	>50	>50	>50	>50	>50
45	(Me) ₂ NCH ₂ CH ₂			Cl	Cl	12.5	12.5	12.5	>50	50	12.5
46	CH(CH ₃) ₂	CH ₃			CN	>50	>50	>50	>50	>50	>50
47	CH(CH ₃) ₂	CH ₃		OCH ₃	OCH ₃	>50	>50	>50	>50	>50	>50
48	Cyclopropyl				COOCH ₃	>50	>50	>50	>50	>50	>50
49	PhCH ₂				COOH	>50	>50	>50	>50	>50	>50
50	PhCH ₂				COOCH ₃	12.5	25	3.12	>50	50	25
51	Cyclohexyl				COOH	>50	>50	>50	>50	>50	>50
52		n-butyl				>50	>50	>50	>50	>50	>50
53	(Me) ₂ NCH ₂ CH ₂	n-butyl			F	>50	>50	>50	>50	>50	>50
54	CH(CH ₃) ₂	CH(CH ₃) ₂			F	>50	>50	>50	>50	>50	>50
55	(Me) ₂ NCH ₂ CH ₂	Ph		Cl	Cl	12.5	3.12	12.5	>50	25	12.5
56	(Me) ₂ NCH ₂ CH ₂	PhCH ₂		Cl	Cl	12.5	12.5	12.5	>50	25	12.5
57	(Et) ₂ NCH ₂ CH ₂	PhCH ₂		Cl	Cl	12.5	12.5	6.25	50	12.5	12.5
58	(Me) ₂ NCH ₂ CH ₂	PhCH ₂	Cl		Cl	50	12.5	12.5	>50	50	25
59	(Et) ₂ NCH ₂ CH ₂	2,4-di-Cl-benzyl		Cl	Cl	3.12	3.12	3.12	12.5	6.25	3.12
60	(Et) ₂ NCH ₂ CH ₂	PhCH ₂ CH ₂		OCH ₃	OCH ₃	>50	>50	>50	>50	>50	>50
61	Isobutyl	PhCH ₂ CH ₂		Cl	Cl	6.25	6.25	6.25	>50	12.5	12.5
Ref			OH		t-butyl	0.78	0.78	0.78			
Sult						0.39	25	25		1.56	

Table 1. Cont.

No.	R'	R ₁	R ₂	R ₃	R ₄	<i>S. a.</i>	MRSA	MRSA*	<i>E. c.</i>	<i>E. f.</i>	<i>C. a.</i>
Amp						0.78		50		0.78	
Cip									0.39		
Flu											1.56

S.a.: *Staphylococcus aureus* (ATCC 25923); **MRSA** (methicillin resistant *Staphylococcus aureus*, ATCC 43300); **MRSA*** (Methicillin resistant *Staphylococcus aureus*, clinical isolate); *E. c.*: *Escherichia coli* (ATCC 25922); *E. f.*: *E. faecalis* (ATCC 29212); *C. a.*: *Candida albicans* (ATCC 10231); **Ref**: this compound was found to be the most active compound against *S. aureus* by Weidner-Wells *et al* [3]; **Sult**: Sultamicillin; **Amp**: Ampicillin; **Cip**: Ciprofloxacin; **Flu**: Fluconazole

Antimicrobial Activity

The benzimidazoles **40–61** were tested by the macro-broth dilution [4] assay for *in vitro* antibacterial activity against Gram positive *Staphylococcus aureus*, methicillin resistant *Staphylococcus aureus* (MRSA, a clinical isolate from a wound), *Enterococcus faecalis* and Gram negative *Escherichia coli* and for antifungal activity against *Candida albicans*. The MIC values are listed in Table 1. The synthesized compounds and reference drugs were dissolved in water or DMSO-water (40 %) at a concentration of 400 µg/mL. The concentration was adjusted to 100 µg/mL by four-fold dilution with media culture and bacteria solution at the first tube. Data was not taken for the initial solution because of the high DMSO concentration (10 %). We have already reported that 3,4-dichloro substitution on the 2-phenyl group of amidinobenzimidazoles plays an important role in their antibacterial activity [1]. Thus, the most active compound, **59**, and less active compounds **45**, and **55–57** all have a 3,4-dichlorophenyl group at the C-2 position. Replacement of 3,4-dichloro substitution with other functions such as fluoro, cyano, methoxy, carboxyl or methyl ester caused a reduction in inhibitory activities, and only compound **50**, having a methyl ester group, exhibited moderate activity against MRSA with a MIC of 3.12 µg/mL. More lipophilic substituents on the benzimidazole *N*-atom such as phenyl, benzyl and 2,4-dichlorobenzyl do lead to quite active compounds (**55–59**), however substitution with methyl, butyl and isopropyl (cf. **46**, **47**, **52–54**) gave no significant activity. Introduction of *N,N*-diethylaminoethyl substitution on the cationic amidine **59** led to inhibitory activity against *E. coli* and *C. albicans*. This is a very important result, as it represents the first example to date of inhibitory activity against *E. coli* with these amidinobenzimidazoles. Except for compound **59**, none of the compounds showed important inhibitory activity against *E. faecalis* and *C. albicans*.

Conclusions

Introduction of aromatic amidine groups into the benzimidazole system gives a good profile of Gram-positive antibacterial activity. In particular, 1-(2,4-dichlorobenzyl)-*N*-(2-diethylaminoethyl)-1*H*-benzimidazole-5-carboxamide (**59**), having a 3,4-dichlorophenyl at the C-2 position, exhibited the greatest activity, with a MIC value of 3.12 µg/mL against *S. aureus* and MRSA. Detailed mechanistic studies are required to understand the potent activity of this compound.

Acknowledgments

This work was supported by Ankara University Research Fund (Project No: 0000018-2003). The Central Lab. of the Faculty of Pharmacy of Ankara University provided support for acquisition of the NMR, mass spectrometer and elemental analyser used in this work.

Experimental

General

Uncorrected melting points were measured on an Electrothermal 9100 capillary melting point apparatus. ¹H-NMR spectra were recorded employing a Varian Mercury 400 MHz FT spectrometer, chemical shifts (δ) are in ppm relative to TMS, and coupling constants (J) are reported in Hertz. Mass spectra were taken on a Waters Micromass ZQ using the ESI(+) method. Microanalyses were performed by Leco CHNS-932. Some HCl salts of compounds **40–61** were prepared by using dry HCl gas in EtOH or isopropanol. All chemicals and solvents were purchased from Aldrich Chemical Co. or Fischer Scientific. Compounds **29–32** were synthesized as described in our previous study [2]

Table 2. Physical and spectral data for compounds **40 – 61**.

No	Mp (°C)	Yield (%)	Formula Calculated Found	¹ H-NMR δ ppm (DMSO-d ₆) (if not stated otherwise)	MS (ESI+) m/z	Synthesis Method and Isolation Column Chromatography if not stated otherwise
40	>300	35	C ₁₄ H ₁₁ ClN ₄ · 2HCl · H ₂ O C: 46.50 H: 4.18 N: 15.5 C: 46.24 H: 3.99 N: 15.3	7.59 - 7.97 (arom. 7H), 8.31 (s), 9.30 (s), 9.53 (s)	271 (100) 273 (33)	(B) Crys. Ethanolic HCl
41	>290	40	C ₁₇ H ₁₆ Cl ₂ N ₄ · 2HCl · 1.5H ₂ O C: 45.66 H: 4.73 N: 12.5 C: 45.67 H: 4.45 N: 12.4	1.21 (d, 6H), 4.03 (m, 1H), 7.6 (m, 2H), 7.8(d, J=8.5, 1H), 7.83 (d, J=2, 1H), 7.92 (d, J=8.4, 1H), 8.05 (d, J=1.5, 1H), 9.06 (s), 9.42 (s), 9.54 (d)	347 (100) 349 (65) 351 (11)	(B) CH ₂ Cl ₂ : Isopropanol : NH ₃ (100 : 60 : 4)
42	>300	28	C ₁₇ H ₁₇ FN ₄ · 2HCl · 1.5H ₂ O C: 51.52 H: 5.59 N: 14.1 C: 51.90 H: 5.31 N: 14.1	1.29 (d, 6H), 4.08 (m, 1H), 7.51 (t, 2H), 7.67 (d, J=8.3, 1H), 7.87 (d, J=8.4, 1H), 8.08 (s, 1H), 8.44 (m, 2H), 9.08 (s), 9.48 (s), 9.62 (d)	297 (100)	(B) CH ₂ Cl ₂ : Isopropanol : NH ₃ (100 : 60 : 3)
43	>300	41	C ₂₀ H ₂₄ FN ₅ · 3HCl · 2H ₂ O C: 48.15 H: 6.26 N: 14.1 C: 48.01 H: 6.02 N: 13.99	1.29 (t, 6H), 3.26 (4H), 3.46 (2H), 4.00 (2H), 7.56 (t, 2H), 7.84 (d, J=8.4, 1H), 7.92 (d, J=8.4, 1H), 8.28 (s, 1H), 8.52 (m, 2H), 9.67 (s), 9.93 (s), 10.21 (1H), 10.96 (s)	354 (100)	(B) CH ₂ Cl ₂ : Isopropanol : NH ₃ (100 : 60 : 3)
44	100- 110 bubb	37	*C ₁₈ H ₂₀ ClN ₅ · 4HCl · 1.5H ₂ O · 0.5C ₂ H ₆ O C: 42.27 H: 5.97 N: 12.97 C: 42.54 H: 6.04 N: 13.01	(CD ₃ OD): 3.05 (6H), 3.66 (t, 2H), 4.03 (t, 2H), 7.69 (m, 1H), 7.82 (m, 2H), 7.99 (d, 1H), 8.102 (s, 2H), 8.54 (s, 1H)	342 (100) 344 (33)	(B) CH ₂ Cl ₂ : Isopropanol : NH ₃ (100 : 60 : 3)
45	95- 100 bubb	18	C ₁₈ H ₁₉ Cl ₂ N ₅ · 1.5HCl 0.25H ₂ O · 0.25C ₃ H ₈ O C: 49.99 H: 5.14 N: 15.54 C: 49.97 H: 5.14 N: 15.23	2.23 (s, 6H), 2.58 (t, 2H), 3.53 (t, 2H), 7.56 (dd, J=8.4, 1.6, 1H), 7.80 (d, J=8.8, 1H), 7.86 (d, J=8.4, 1H), 8.06 (s, 1H), 8.25 (dd, J= 8.4 1.8, 1H), 8.50 (d, J=1.8, 1H)	376 (100) 378 (69) 380 (11)	(A) CH ₂ Cl ₂ : Isopropanol : Ethylamine (100 : 50 : 3)
46	200- 210 bubb	30	C ₁₉ H ₁₉ N ₅ · 1.5H ₂ O · 0.1C ₃ H ₈ O C: 66.15 H: 6.55 N: 19.98 C: 66.19 H: 5.97 N: 19.82	1.23 (d, 6H), 3.95 (m, 1H), 3.97 (s, 3H), 7.76 (m, 2H), 8.09 (m, 5H)	318 (100)	(A) CH ₂ Cl ₂ : Isopropanol : Propylamine (100 : 50 : 4)
47	100- 110 bubb	26	C ₂₀ H ₂₄ N ₄ O ₂ · 1.8H ₂ O C: 62.42 H: 7.22 N: 14.55 C: 62.62 H: 6.94 N: 14.21	(DMSO-d ₆ + 1 drop D ₂ O): 1.17 (d, 6H), 3.85-3.90 (10H), 7.15 (d, J=8.4, 1H), 7.4 (s, 2H), 7.62 (m, 2H), 7.97 (s, 1H)	353 (100)	(A) CH ₂ Cl ₂ : Isopropanol : Propylamine (100 : 50 : 3)
48	285- 290 bubb	60	C ₁₉ H ₁₈ N ₄ O ₂ · 3H ₂ O · 0.3C ₃ H ₈ O C: 58.80 H: 6.54 N: 13.78 C: 58.72 H: 6.20 N: 13.36	0.77 (2H), 0.91 (d, 2H), 2.79 (1H), 3.89 (s, 3H), 7.53 (d, J=8, 1H), 7.67 (d, J=8.4, 1H), 8.04 (s, 1H), 8.09 (d, J=7.8, 2H), 8.38 (d, J=8, 2H)	335 (100)	(A) Cryst. Isopropanol

Table 2. Cont.

49	260-270 bubb	34	$C_{22}H_{18}N_4O_2 \cdot 2H_2O$ C: 65.01 H: 5.45 N: 13.77 C: 64.95 H: 5.23 N: 13.78	4.73 (s, 2H), 7.35-8.30 (aromat. 12H)	371 (100)	(A) Cryst. EtOH
50	265-275 bubb	52	$C_{23}H_{20}N_4O_2 \cdot 0.25H_2O$ C: 71.03 H: 5.31 N: 14.40 C: 71.07 H: 5.14 N: 14.32	3.88 (s, 3H), 4.53 (s, 2H), 7.27-7.56 (m, 7H), 8.03-8.06 (m, 3H), 8.37 (d, J=8.4, 2H),	385 (100)	(A) CH ₂ Cl ₂ : Isopropanol : Propylamine (100 : 100 : 6)
51	>300	64	$C_{21}H_{22}N_4O_2 \cdot 2HCl \cdot 1.5H_2O$ C: 54.55 H: 5.88 N: 12.12 C: 54.26 H: 5.89 N: 12.62	1.21-1.42-1.63-1.77-1.98 (m, 10H), 3.78 (1H), 7.65 (d, J=8.4, 1H), 7.87 (d, J=8.4, 1H), 8.1 (s, 1H), 8.15 (d, J=8, 2H), 8.47 (d, J=7.6, 2H), 9.19 (s), 9.50 (s), 9.63 (d)	363 (100)	(A) Cryst. Ethanol HCl
52	150-155 bubb	22	$C_{18}H_{20}N_4 \cdot 2HCl \cdot 2.2H_2O \cdot 0.5C_3H_8O$ C: 53.84 H: 7.04 N: 12.88 C: 53.98 H: *** N: 12.81	(Base) : 0.64 (t, 3H), 1.01 (m, 2H), 1.56 (m, 2H), 4.33 (t, 2H), 7.56 (m, 3H), 7.76 (m, 3H), 7.95 (d, J=8.6, 1H), 8.23 (d, J=1.4, 1H), 9.18 (s), 9.41 (s)	293 (100)	(A) CH ₂ Cl ₂ : Isopropanol : NH ₃ (100 : 50 : 4)
53	205-210 bubb	32	$C_{22}H_{28}FN_5 \cdot 3HCl \cdot 2H_2O$ C: 50.14 H: 6.69 N: 13.29 C: 50.34 H: 6.52 N: 12.92	0.78 (t, 3H), 1.20 (m, 2H), 1.70 (m, 2H), 2.90 (s, 6H), 3.51 (t, 2H), 4.03 (t, 2H), 4.45 (t, 2H), 7.55 (m, 2H), 8.01 (m, 3H), 8.10 (d, J=8.6, 1H), 8.42 (d, J=1.3, 1H), 9.77 (s), 9.97 (s), 10.28 (s)	382 (100)	(B) CH ₂ Cl ₂ : Isopropanol : Ethylamine (100 : 50 : 3)
54	115-120 bubb	20	$C_{20}H_{23}FN_4 \cdot 3HCl \cdot 1.25H_2O$ C: 51.07 H: 6.11 N: 11.91 C: 51.05 H: 6.31 N: 11.55	1.34 (d, 6H), 1.66 (d, 6H), 4.2 (m, 1H), 4.8 (m, 1H), 7.54 (m, 2H), 7.74 (d, J=8.7, 1H), 7.86 (m, 2H), 8.22 (2H), 9.21 (s), 9.58 (s), 9.68 (d)	339 (100)	(B) CH ₂ Cl ₂ : Isopropanol : Ethylamine (100 : 50 : 3)
55	295-300 bubb	30	$C_{24}H_{23}Cl_2N_5 \cdot 3HCl \cdot 1.25H_2O$ C: 49.34 H: 4.91 N: 11.98 C: 49.45 H: *** N: 11.87	2.85 (s, 6H), 3.44 (t, 2H), 3.92 (t, 2H), 7.37-7.80 (m, 10H), 8.41 (d, J=1.2, 1H), 9.52 (s), 9.83 (s), 10.07 (s), 10.81 (s)	452 (100) 454 (68) 456 (12)	(A) CH ₂ Cl ₂ : Isopropanol : NH ₃ (100 : 50 : 15)
56	130-135 bubb	49	$C_{25}H_{25}Cl_2N_5 \cdot 3HCl \cdot 1.25H_2O$ C: 50.18 H: 5.14 N: 11.7 C: 50.06 H: 5.22 N: 11.49	2.90 (6H), 3.50 (t, 2H), 4.03 (q, 2H), 5.74 (s, 2H), 7.04 (m, 2H), 7.34 (m, 3H), 7.82 (m, 4H), 8.02 (d, J=1.9, 1H), 8.42 (d, J=1.4, 1H), 9.71 (s), 9.86 (s), 10.15 (d), 11.14 (s)	466 (100) 468 (68) 470 (11)	(B) CH ₂ Cl ₂ : Isopropanol : Ethylamine (100 : 50 : 5)
57	120-130 bubb	46	$C_{27}H_{29}Cl_2N_5 \cdot 3HCl \cdot 2H_2O$ C: 50.68 H: 5.67 N: 10.94 C: 50.66 H: 5.62 N: 10.92	1.27 (t, 6H), 3.24 (4H), 3.45 (2H), 3.99 (2H), 5.72 (s, 2H), 6.98 (m, 2H), 7.27 (m, 3H), 7.81 (m, 4H), 8.01 (d, J=2, 1H), 8.35 (s, 1H), 9.61 (s), 9.81 (s), 10.11 (s), 10.97 (s)	494 (100) 496 (68) 498 (12)	(B) CH ₂ Cl ₂ : Isopropanol : Ethylamine (100 : 50 : 3)
58	**	33	** $C_{25}H_{25}Cl_2N_5 \cdot HCl$	(CD ₃ OD): 3.29 (6H), 3.63 (t, 2H), 3.99 (t, 2H), 5.57 (s, 2H), 7.03 (m, 2H), 7.26 (m, 3H), 7.61 (dd, J=8.4, 2, 1H), 7.68 (d, J=8.1, 1H), 7.82 (d, J=2, 1H), 7.95 (m, 2H), 8.42 (s, 1H)	466 (100) 468 (71) 470 (13)	(B) CH ₂ Cl ₂ : Isopropanol : NH ₃ (100 : 50 : 0.5)
59	120-125 bubb	35	$C_{27}H_{27}Cl_4N_5 \cdot 3HCl \cdot H_2O$ C: 46.64 H: 4.71 N: 10.07 C: 46.80 H: 4.82 N: 9.86	1.25 (t, 6H), 3.23 (m, 4H), 3.41 (t, 2H), 3.84 (2H), 5.71 (s, 2H), 6.73 (d, J=8.8, 1H), 7.30 (dd, J=8.4, 2, 1H), 7.62-7.81 (m, 5H), 7.93 (d, J=2, 1H), 8.35 (s, 1H), 9.64 (s), 9.83 (s), 10.13 (s), 10.96 (s)	562 (80) 564 (100) 566 (51) 568 (14)	(A) CH ₂ Cl ₂ : Isopropanol : NH ₃ (100 : 50 : 0.5)
60	127-130 bubb	30	$C_{30}H_{37}N_5O_2 \cdot 3HCl \cdot H_2O$ C: 54.34 H: 6.99 N: 10.56 C: 54.40 H: 6.80 N: 10.45	1.29 (t, 6H), 3.08 (t, 2H), 3.25 (4H), 3.48 (d, 2H), 3.84 (s, 3H), 3.89 (s, 3H), 4.04 (q, 2H), 4.83 (t, 2H), 6.9 (m, 2H), 7.12-7.31 (m, 6H), 8.03 (d, J=8.8, 1H), 8.27 (d, J=8.8, 1H), 8.36 (s, 1H), 9.87 (s), 10.08 (s), 10.44 (s), 11.1 (s)	500 (100)	(A) CH ₂ Cl ₂ : Isopropanol : isopropylamine (90 : 30 : 2)
61	288-290	19	$C_{26}H_{26}Cl_2N_4 \cdot 1.5HCl$ C: 60.04 H: 5.33 N: 10.77 C: 60.05 H: 5.50 N: 10.66	0.96 (d, 6H), 2.06 (m, 1H), 2.93 (t, 2H), 3.16 (t, 2H), 4.63 (t, 2H), 6.67 (d, J=7.2, 2H), 7.03 (t, J=7.2, 2H), 7.11 (m, 1H), 7.45 (2H), 7.70 (m, 2H), 8.01 (d, J=8.8, 1H), 8.12 (s, 1H), 9.02 (s), 9.44 (s), 9.75 (s)	465 (100) 467 (67) 469 (11)	(A) CH ₂ Cl ₂ : Isopropanol : ethylamine (100 : 50 : 0.5)

* Hygroscopic; ** Very hygroscopic, not measurable; *** No satisfactory result.

4-(2,4-Dichlorobenzyl)amino-3-nitrobenzotrile (7)

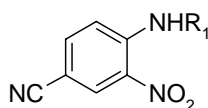
A mixture of 2,4-dichlorobenzylamine (3.52 g, 20 mmol) and 4-chloro-3-nitrobenzotrile (2 g, 10.95 mmol) in DMF (3 mL) was heated under reflux for 4h at 120°C. The mixture was allowed to cool and EtOH was added. The resultant yellow precipitate was filtered, washed with water and crystallised from EtOAc-*n*-hexane; yield 57 %; mp: 192°C; ¹H-NMR (CDCl₃): 4.66 (d, J=5.6, 2H), 6.8

(d, $J=9.2$, 1H), 7.24 (m, 2H), 7.47 (d, $J=2$, 1H), 7.58 (dd, $J_o=9.2$, $J_m=2$, 1H), 8.55 (d, $J=2$, 1H), 8.78 (br.t, 1H).

4-(2-Phenylethyl)amino-3-nitrobenzonitrile (8)

2-Phenylethylamine (1.3 g, 10.8 mmol) and 4-chloro-3-nitrobenzonitrile (1g, 5.4 mmol) were allowed to react for 2 h, at 100°C and the product was isolated as described for 7; yield 79 %; mp: 111°C; $^1\text{H-NMR}$ (CDCl_3): 3.04 (t, $J=7.1$, 2H), 3.61 (q, $J=6.8$, 2H), 6.89 (d, $J=8.8$, 1H), 7.25-7.37 (m, 4H), 7.58 (dd, $J_o=8.8$, $J_m=2$, 1H), 8.44 (br.t, 1H), 8.47 (d, $J=2$, 1H).

Table 3. Formulas and melting points of 1–8.



Comp	R ₁	Formula	Ref.
1	H	C ₇ H ₅ N ₃ O ₂	Commercial
2	methyl	C ₈ H ₇ N ₃ O ₂	Lit [1]
3	iso-propyl	C ₁₀ H ₁₁ N ₃ O ₂	Lit [2]
4	n-butyl	C ₁₁ H ₁₃ N ₃ O ₂	Lit [2]
5	phenyl	C ₁₃ H ₉ N ₃ O ₂	lit [5] 126°C, 126 °C
6	benzyl	C ₁₄ H ₁₁ N ₃ O ₂	Lit [2]
7	2,4-dichlorobenzyl	C ₁₄ H ₉ Cl ₂ N ₃ O ₂	---
8	PhCH ₂ CH ₂	C ₁₅ H ₁₃ N ₃ O ₂	---

General Procedure for Synthesis of 9–18, 40–44, 53, 54, 56–58

1–8 (4.5 mmol) and 33–39 (Table 6, 1 mmol) were suspended in absolute EtOH, cooled in a ice-salt bath, and dry HCl gas was passed through the solution for 40 min. The solution was stirred in a stoppered flask at room temperature for 3 days and then diluted with dry ether. The imidate esters precipitated as yellow solids, which were washed with ether then dried under vacuum at room temperature. All imidate esters were used directly without characterisation. A suspension of imidate ester HCl in absolute EtOH was stirred with corresponding the amines (1.5 - 2 fold excess) overnight at 25-30°C. The reaction mixture was evaporated and diluted with ether, the precipitate was filtered, washed with ether, then dried. Compounds 9–18 (Table 4) were used without purification as HCl salts for the next steps since they were prepared completely pure. In contrast, crude products 40–44, 53, 54, 56–58 were treated with dilute Na₂CO₃ solution, then water. Further purification methods are given in Table 2.

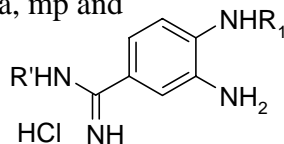
Table 4. Formulas, spectroscopic data, m.p. and yields of 9 - 18.

Comp	R'	R ₁	Formula	NMR δ ppm (DMSO-d ₆)	Mass (ESI+)	mp (°C)	Yield (%)
9		butyl	C ₁₁ H ₁₆ N ₄ O ₂	0.895 (t, 3H), 1.34 (m, 2H), 1.56 (m, 2H), 3.41 (q, 2H), 7.22 (d, $J=9.2$, 1H), 7.95 (dd, $J=9.2$, 2.4, 1H), 8.6 (t, 1H), 8.67 (d, $J=2.4$, 1H), 9.2 (br.s)	237 (100)	200-4	62
10	iso-propyl	methyl	C ₁₁ H ₁₆ N ₄ O ₂			Lit [1]	

Table 4. Cont.

11	(CH ₃) ₂ N(CH ₂) ₂		C ₁₁ H ₁₇ N ₅ O ₂	2.24 (s, 6H), 2.58 (t, 2H), 3.5 (t, 2H), 7.14 (d, J=8.8, 1H), 7.5 (dd, J=8.8, 2, 1H), 8.09 (br.s, 2H), 8.48 (d, J=2, 1H).	252 (100)	220-230 (bubb) Lit [6]	
12	<i>cyclo</i> -propyl		C ₁₀ H ₁₂ N ₄ O ₂			Lit [1]	
13	<i>cyclo</i> -hexyl		C ₁₃ H ₁₈ N ₄ O ₂			Lit [1]	
14	Benzyl		C ₁₄ H ₁₄ N ₄ O ₂			Lit [1]	
15	(CH ₃) ₂ N(CH ₂) ₂	phenyl	C ₁₇ H ₂₁ N ₅ O ₂	2.32 (s, 6H), 2.69 (2H), 3.4 (br.s), 3.56 (t, 2H), 7.12 (d, J=9.3, 1H), 7.28-7.49 (m, 5H), 7.85 (dd, J=9.2, 2.3, 1H), 8.61 (d, J=2.3, 1H), 9.85 (s, 1H)	328 (100)	Hygros. 110 (bubb)	87
16	<i>iso</i> -butyl	PhCH ₂ CH ₂	C ₁₉ H ₂₄ N ₄ O ₂	(CD ₃ OD): 1.05 (d, 6H), 2.07 (m, 1H), 3.05 (t, 2H), 3.25 (d, 2H), 3.72 (m, 2H), 7.21 (m, 2H), 7.3 (m, 4H), 7.79 (dd, J=9.2, 2.4, 1H), 8.53 (t, 1H), 8.59 (d, J=2.4, 1H)	341 (100)	247-9	75
17	(C ₂ H ₅) ₂ N(CH ₂) ₂	PhCH ₂ CH ₂	C ₂₁ H ₂₉ N ₅ O ₂	(CD ₃ OD): 1.11 (t, 6H), 2.68 (q, 4H), 2.78 (t, 2H), 3.03 (t, 2H), 3.57 (t, 2H), 4.7 (s, 2H), 7.21 (m, 2H), 7.3 (m, 4H), 7.81 (dd, J=8.8, 2.4, 1H), 8.62 (d, J=2.4, 1H).	384 (100)	236-9	85
18	(C ₂ H ₅) ₂ N(CH ₂) ₂	2,4-dichloro benzyl	C ₂₀ H ₂₅ Cl ₂ N ₅ O ₂	(CD ₃ OD): 1.11 (t, 6H), 2.68 (q, 4H), 2.79 (t, 2H), 3.57 (t, 2H), 4.78 (t, 2H), 6.98 (d, J=9.2, 1H), 7.30 (dd, J=8.6, 2.4, 1H), 7.37 (d, J=8.8, 1H), 7.53 (d, J=2, 1H), 7.78 (dd, J=9.2, 2.4, 1H), 8.68 (d, J=2.4, 1H)	438 (100) 440 (65) 442 (12)	203-5	89

Table 5. Formulas, spectroscopic data, mp and yields of 19 - 28.



Comp	R'	R ₁	Formula	NMR δ ppm (DMSO-d ₆)	MS (ESI+)	mp (°C)	Yield (%)
19		butyl	C ₁₁ H ₁₈ N ₄	0.88 (t, 3H), 1.36 (m, 2H), 1.56 (m, 2H), 3.1 (t, 2H), 5.01 (br.s, 2H), 5.57 (br.s, 2H), 6.46 (d, J=8, 1H), 6.9 (s, 1H), 7.07 (d, J=8.4, 1H), 8.58 (s, 2H), 8.74 (s, 2H).	207(100)	285	94
20	<i>iso</i> -propyl	methyl	C ₁₁ H ₁₈ N ₄			Lit [1]	
21	(CH ₃) ₂ N(CH ₂) ₂		C ₁₁ H ₁₉ N ₅	(+ one drop D ₂ O): 2.2 (s, 6H), 2.54 (t, 2H), 3.4 (t, 2H), 6.57 (d, J=8, 1H), 6.85 (m, 2H)	222(100)	Lit [6]	
22	<i>cyclo</i> -propyl		C ₁₀ H ₁₄ N ₄			Lit [1]	
23	<i>cyclo</i> -hexyl		C ₁₃ H ₂₀ N ₄			Lit [1]	
24	benzyl		C ₁₄ H ₁₆ N ₄			Lit [1]	
25	(CH ₃) ₂ N(CH ₂) ₂	phenyl	C ₁₇ H ₂₃ N ₅	(+ one drop D ₂ O) : 2.27 (s, 6H), 2.63 (t, 2H), 3.5 (t, 2H), 6.85-7.26 (8H)	298(100)	*	90

Table 5. Cont.

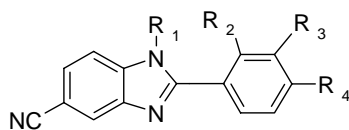
26	<i>iso</i> -butyl	-CH ₂ CH ₂ Ph	C ₁₉ H ₂₆ N ₄	0.92 (d, 6H), 1.96 (m, 1H), 2.9 (t, 2H), 3.17 (t, 2H), 3.31(2H), 4.39 (t, 1H), 5.03 (2H), 5.66 (t,1H), 6.57 (d, J=8.4, 1H), 6.87 (d, J=1.6, 1H), 6.98 (dd, J=8.4 1.6, 1H), 7.2-7.3 (m, 5H), 8.57 (s, 1H), 8.9 (s, 1H) (CD ₃ OD): 1.09 (t, 6H), 2.65 (q, 4H), 2.77 (t, 2H), 2.96 (t, 2H), 3.47 (t, 2H), 3.52 (t, 2H), 6.68 (d, J=8, 1H), 7.01 (d, J=2, 1H), 7.14-7.3 (m, 6H)	311(100)	98-100	94
27	(C ₂ H ₅) ₂ N(CH ₂) ₂	-CH ₂ CH ₂ Ph	C ₂₁ H ₃₁ N ₅	(CD ₃ OD): 1.14 (t, 6H), 2.76 (4H), 2.89 (2H), 3.57 (t, 2H), 4.54 (s, 2H), 6.37 (d, J=8, 1H), 7.06 (d, J=2, 2H), 7.25 (dd, J=8.2 2, 1H), 7.31 (d, J=8.4, 1H), 7.49 (d, J=2, 1H)	354(100)	*	95
28	(C ₂ H ₅) ₂ N(CH ₂) ₂	2,4-dichloro- benzyl	C ₂₀ H ₂₇ Cl ₂ N ₅		408(100) 410(65) 412(11)	*	92

* No sharp melting point.

General Procedure for Synthesis of 19 – 28

Compound 9–18 (3.5 mmol) in EtOH (75 mL) was subjected to hydrogenation using 40 psi of H₂ and 10 % Pd-C (40mg) until uptake of H₂ ceased. The catalyst was filtered on a bed of Celite, washed with EtOH, and the filtrate was concentrated *in vacuo*. The crude o-phenylenediamines (grey–purple–black in colour) were used for the subsequent steps without crystallisation (Table 5). In order to prevent halogen reduction of compound 28, 15 psi of H₂ pressure was employed.

Table 6. Formulas, spectroscopic data, mp and yields of 33 - 39.



Comp	R ₁	R ₂	R ₃	R ₄	Formula	NMR δ ppm (CDCl ₃)	Mass (ESI+)	mp (°C)	Yield (%)	Isolation
33		Cl			C ₁₄ H ₈ ClN ₃			Lit [2]		
34		Cl		Cl	C ₁₄ H ₇ Cl ₂ N ₃			Lit [2]		
35				F	C ₁₄ H ₈ FN ₃			Lit [2]		
36	<i>iso</i> -propyl			F	C ₁₇ H ₁₄ FN ₃			Lit [2]		
37	<i>n</i> -butyl			F	C ₁₈ H ₁₆ FN ₃			Lit [2]		
38	benzyl		Cl	Cl	C ₂₁ H ₁₃ Cl ₂ N ₃	5.47 (s, 2H), 7.05 (m, 2H), 7.3-7.55 (m,7H), 7.82 (d, J=2, 1H), 8.16 (d, J=1.5, 1H)	91(100) 378(50) 380(33) 382(6)	192	75	Cryst. EtOH- water
39	benzyl	Cl		Cl	C ₂₁ H ₁₃ Cl ₂ N ₃	5.27 (s, 2H), 6.91(m, 2H), 7.26-7.57 (m, 8H), 8.16 (1H)	91(100) 378(54) 380(31) 382(5)	195-6	73	Cryst. EtOH- water

General Procedure for Synthesis of 33–39, 45–52, 55, 59–61

The corresponding benzaldehydes (15 mmol) were dissolved in EtOH (50 mL) and sodium metabisulfite (1.6 g) in H₂O (10 mL) was added in portions. The reaction mixture was stirred vigorously and more EtOH was added. The mixture was kept in a refrigerator for a several hours. The precipitate was filtered and dried (yields over 93 %). The mixture of these salts (1 mmol) and **19–28** and **29–32** (1 mmol) in DMF (1–2 mL) was heated at 120°C for 4h. The reaction mixture was cooled, poured into H₂O, and the solid was filtered. Purification methods are given in Tables 2 and 6.

References

1. Göker, H.; Özden, S.; Yildiz, S.; Boykin, D.W. Synthesis and potent antibacterial activity against MRSA of some novel 1,2-Disubstituted-1*H*-Benzimidazole-*N*-alkylated-5-carboxamides. *Eur. J. Med. Chem.* **2005**, *40*, 1062–1069.
2. Göker, H.; Kus, C.; Boykin, D.W.; Yildiz, S.; Altanlar, N. Synthesis of some new 2-substituted-phenyl-1*H*-benzimidazole-5-carbonitriles and their potent activity against *Candida* species. *Bioorg. Med. Chem.* **2002**, *10*, 2589–2596.
3. Weidner-Wells, M.A.; Ohemeng, K.A.; Nguyen, V.N.; Fraga-Spano, S.; Macielag, M.J.; Werblood, H.M.; Foleno, B.D.; Webb, G.C.; Barrett, J.F.; Hlasta, D.J. Amidino benzimidazole inhibitors of bacterial two-component systems. *Bioorg. Med. Chem. Lett.* **2001**, *11*, 1545–1548.
4. a) National Committee for Clinical Laboratory Standards. *Methods for Dilution Antimicrobial Susceptibility Tests for Bacteria that Grow Aerobically*, 5th ed; Approved Standard (M7A5); National Committee for Clinical Laboratory Standards: Wayne, PA, **2000**; b) Shadomy, S.; Pfaller, M.A. Laboratory Studies with Antifungal Agents: Susceptibility Tests and Quantitation in Body Fluids. In “*Manual of Clinical Microbiology 5th Ed.*”; Balows, A.; Hausler, W.J.; Hermann, K.L.; Isenberg, H.D.; Shadomy, H.J., Eds.; Washington DC, **1991**; Chapter 117, p. 1173
5. Ritter, H. *DE 723751*, **1942**.
6. Roesner, M.; Raethner, W. *DE 2839989*, **1980**

Sample availability : Available from the authors.

© 2005 by MDPI (<http://www.mdpi.org>). Reproduction is permitted for noncommercial purposes.