

Review

## Ruthenium Tetroxide and Perruthenate Chemistry. Recent Advances and Related Transformations Mediated by Other Transition Metal Oxo-species

Vincenzo Piccialli

Dipartimento di Scienze Chimiche, Università degli Studi di Napoli “Federico II”, Via Cintia 4, 80126, Napoli, Italy; E-Mail: vincenzo.piccialli@unina.it; Tel.: +39-081-674111; Fax: +39-081-674393

Received: 24 February 2014; in revised form: 14 May 2014 / Accepted: 16 May 2014 /

Published: 21 May 2014

---

**Abstract:** In the last years ruthenium tetroxide is increasingly being used in organic synthesis. Thanks to the fine tuning of the reaction conditions, including pH control of the medium and the use of a wider range of co-oxidants, this species has proven to be a reagent able to catalyse useful synthetic transformations which are either a valuable alternative to established methods or even, in some cases, the method of choice. Protocols for oxidation of hydrocarbons, oxidative cleavage of C–C double bonds, even stopping the process at the aldehyde stage, oxidative cleavage of terminal and internal alkynes, oxidation of alcohols to carboxylic acids, dihydroxylation of alkenes, oxidative degradation of phenyl and other heteroaromatic nuclei, oxidative cyclization of dienes, have now reached a good level of improvement and are more and more included into complex synthetic sequences. The perruthenate ion is a ruthenium (VII) oxo-species. Since its introduction in the mid-eighties, tetrapropylammonium perruthenate (TPAP) has reached a great popularity among organic chemists and it is mostly employed in catalytic amounts in conjunction with *N*-methylmorpholine *N*-oxide (NMO) for the mild oxidation of primary and secondary alcohols to carbonyl compounds. Its use in the oxidation of other functionalities is known and recently, its utility in new synthetic transformations has been demonstrated. New processes, synthetic applications, theoretical studies and unusual transformations, published in the last eight years (2006–2013), in the chemistry of these two oxo-species, will be covered in this review with the aim of offering a clear picture of their reactivity. When appropriate, related oxidative transformations mediated by other metal oxo-species will be presented to highlight similarities and differences. An historical overview of some aspects of the ruthenium tetroxide chemistry will be presented as well.

**Keywords:** ruthenium tetroxide; perruthenate; TPAP; oxidation

---

## 1. Introduction

Oxidation is one of the fundamental reactions in synthetic organic chemistry both in academia and industry and there is always demand for selective and mild oxidation methods. Indeed, numerous research groups have directed their efforts towards the development of novel oxidation processes and the trend is relentless. In particular, significant progress has been achieved within the area of catalytic oxidations. In this regard transition metal oxo-species such as OsO<sub>4</sub> [1,2], RuO<sub>4</sub>, RuO<sub>4</sub><sup>-</sup>, MnO<sub>4</sub><sup>-</sup> [3–5], rhenium [6,7] and references therein] and chromium oxo-species [8], play a primary role since they catalyze a wide spectrum of synthetically useful oxidative transformations [9,10].

## 2. Ruthenium Tetroxide Chemistry

### 2.1. An Historical Overview

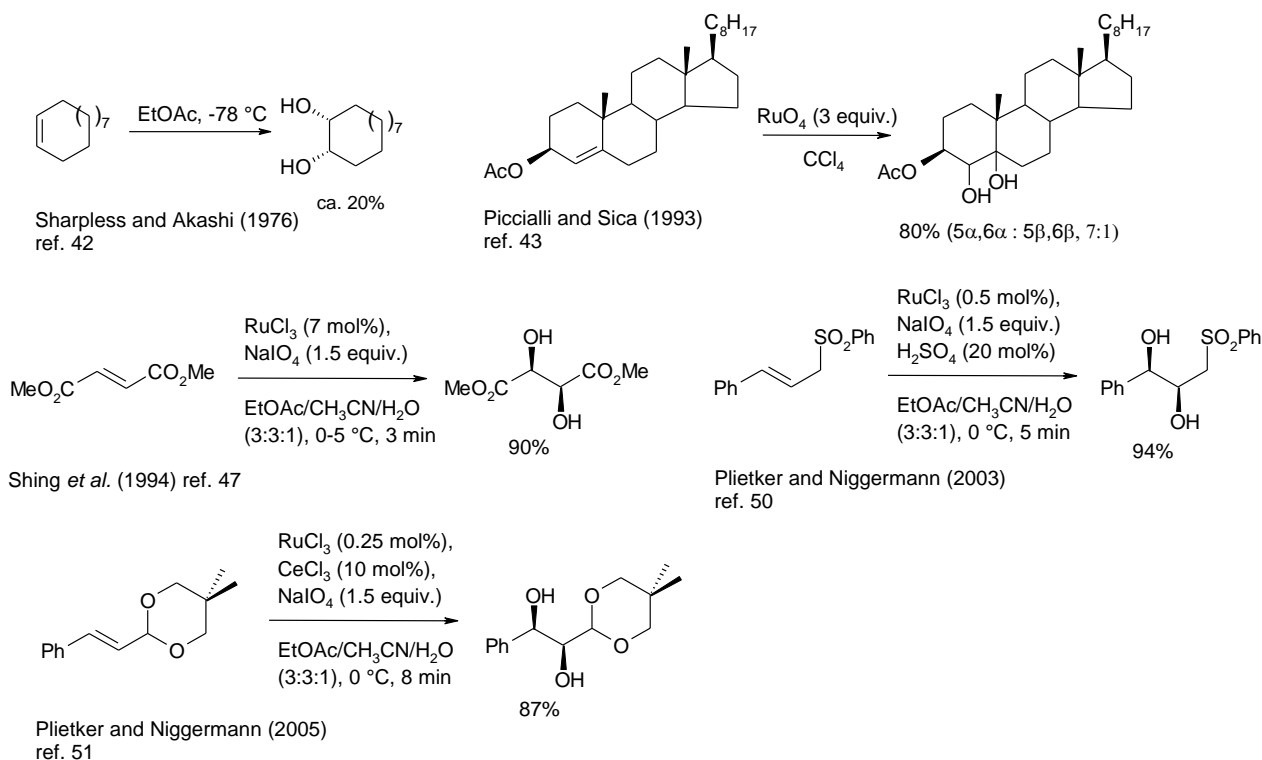
It is recognised that ruthenium tetroxide [11–15] was introduced as an organic oxidant in 1953 by Djerassi and Engle [16] who used this reagent to oxidise phenanthrene and a range of sulfides. The oxidation of a variety of compounds ensued [17] generally using catalytic amounts of a ruthenium precatalyst, usually RuCl<sub>3</sub> hydrate or ruthenium dioxide, in the presence of a co-oxidant [18]. These processes were often reported to be slow or incomplete generally due to the precipitation of ruthenium-containing species. It was not until the report by Sharpless and co-workers [19], almost thirty years later, that a new effective catalytic oxidative protocol was introduced. In particular, based upon the assumption that carboxylic acids, generated during the oxidation process or already present in solution, could inactivate the ruthenium catalyst, these authors added CH<sub>3</sub>CN to the solvent mixture to disrupt the insoluble low-valent ruthenium-carboxylate complexes and reactivate the catalytic cycle. With the new solvent system, CCl<sub>4</sub>/CH<sub>3</sub>CN/H<sub>2</sub>O (2:2:3), the effective catalytic oxidation of a variety of organic compounds was carried out in the presence of sodium metaperiodate (4.1 equiv.) and ruthenium trichloride hydrate (2.2 mol%). Since then these experimental conditions are known as “Sharpless conditions” and have been used for the oxidation of a range of functional groups [20–32]. For example, these are often the preferred conditions for cleavage of electron-poor C-C double bonds when the two-step process using osmium tetroxide (diol formation and successive diol cleavage) fails. However, the subsequent use of RuO<sub>4</sub> in organic synthesis was hampered by the perception that it was too a strong oxidant to be also selective and useful for oxidative transformations when used with multifunctional molecules. As new evidence about the reactivity of RuO<sub>4</sub> grew up, this idea proved wrong in several instances. Although a number of researchers have contributed to the advance of the knowledge about the RuO<sub>4</sub> chemistry, it is thanks to the systematic studies of a few research groups that effective oxidative protocols have been developed and are now increasingly employed in synthesis.

One of the most known, and employed, reaction catalyzed by RuO<sub>4</sub> is the oxidative cleavage of carbon-carbon double bonds. Since the seminal contribution by Sharpless and co-workers [19], new protocols have been developed [33–36] and the oxidative cleavage of olefins, even stopping the process

at the aldehyde stage, is now feasible [37]. A related oxidative cleavage of terminal and internal alkynes [38–40] was developed as well, to give carboxylic acids or ketones [41].

The ruthenium tetroxide dihydroxylation of alkenes has been the subject of various improvements in the last twenty years. Rather surprisingly, since the first report on the *cis*-dihydroxylation of (*E*)- and (*Z*)-cyclododecene by Sharpless and Akashi [42] (Scheme 1), this process has long been neglected probably due to the poor yields and the comment of these authors about the process that they considered “not a practical route to diols”, as well as to the great attention devoted to the analogous osmium tetroxide-catalyzed process.

**Scheme 1.** The evolution of the dihydroxylation of alkenes through representative examples.



In 1993 the group of Piccialli and Sica employed stoichiometric amounts of RuO<sub>4</sub> to oxidise a range of steroidal alkenes [43,44] and dienes [45] demonstrating for the first time that good yields of *syn*-diols could be obtained (Scheme 1), and therefore that the behaviour of this oxide resembled that of OsO<sub>4</sub> more than previously believed. Notably, referring to these studies, the change of solvent used in the process from acetone-water to CCl<sub>4</sub> resulted in the switch of the reaction products from  $\alpha$ -ketols, obtained in the former solvent mixture, to 1,2-diols. Indeed, in most cases, the oxidative behaviour of RuO<sub>4</sub> is strongly affected by the employed solvent. In the course of these studies Piccialli and co-workers were able to isolate for the first time the ruthenium (VI) diester intermediate [46] (see later for a more detailed discussion), formed by reaction of RuO<sub>4</sub> with two molecules of 7-dehydrocholesteryl acetate.

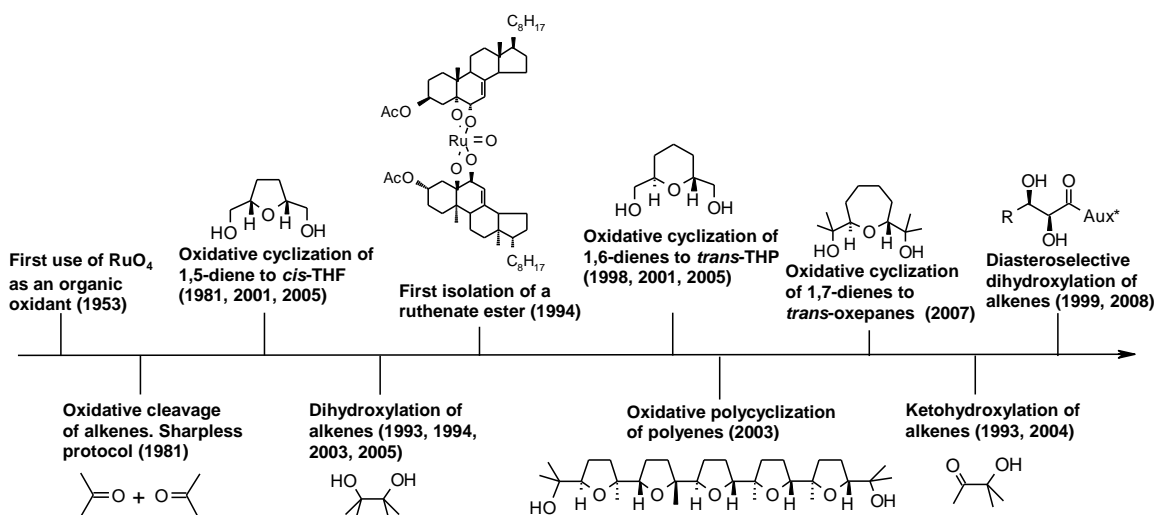
Subsequently Shing and co-workers [47–49] rendered the dihydroxylation process catalytic and coined the term “flash dihydroxylation” for this transformation due to the very short times required (Scheme 1). Since this contribution, the Shing’s protocol has been employed in several instances. More recently Plietker and co-workers were able to further improve this transformation conducting the

process under acidic conditions, by addition of catalytic amounts of a Bronsted acid [50] or by the addition of  $\text{CeCl}_3$  [51] to the reaction mixture (Scheme 1). The use of this Lewis acid allowed a decrease of the catalyst loading up to 0.25 mol% and, importantly, the short times rendered various acid-labile functional groups, including acetals, tolerant to the reaction conditions, and further increased the yields of the process. At the moment this represents the most reliable dihydroxylating system based on ruthenium tetroxide and is increasingly used in synthesis.

In the meantime, some other important processes were developed namely the stereoselective oxidative cyclization of 1,5-dienes [52,53], 1,6-dienes [54] and 1,7-dienes [55,56] to *cis*-THF, *trans*-THP and *trans*-oxepanes, respectively, addressed by Piccialli and co-workers and the stereoselective oxidative polycyclization of polyenes [57–60] to poly-THF compounds, studied by the same group. While formation of THF diols from 1,5-dienes had been recorded by Sharpless and co-workers some years before [19], the synthesis of THP and oxepanes constituted an advance of this type of process. THF [61,62] and THP-forming [63] processes were later revisited by Stark and co-workers and the development of new protocols was carried out.

Next, the ketohydroxylation of alkenes [64–67] and the regioselective monooxidation of *vic*-diols to enantiopure  $\alpha$ -ketols [67,68] were addressed by Plietker and co-workers. Although the preparation of  $\alpha$ -ketols from alkenes had previously been accomplished under classical conditions, mostly for trisubstituted alkenes [43,45,69], a turning point in the ketohydroxylation of alkenes was represented by the introduction of oxone, as a nucleophilic reoxidant, in the process [64]. In 2004 Plietker published a paper where the  $\text{RuO}_4$ -catalysed dihydroxylation and ketohydroxylation processes, as well as the mono oxidation of 1,2-diols, were fully treated [70] and, in 2005 a comprehensive review on the  $\text{RuO}_4$  chemistry [71], whereas in 2007 Piccialli reviewed the oxidative cyclization of dienes and the polycyclization of polyenes catalysed by  $\text{RuO}_4$  [72]. The asymmetric dihydroxylation of alkenes has been the subject of a few but important contributions [73,74]. Indeed, the most recent advance in the  $\text{RuO}_4$  chemistry, due once again to Plietker's group, is represented by the diastereoselective dihydroxylation of alkenes carrying suitable chiral auxiliaries. The chronological development of the oxidative transformations of alkenes, dienes and polyenes, mediated by  $\text{RuO}_4$  are summarized in Figure 1.

**Figure 1.** Chronological development of the oxidative transformations of alkenes, dienes and polyenes catalysed by  $\text{RuO}_4$ . Significant dates are shown in parentheses.

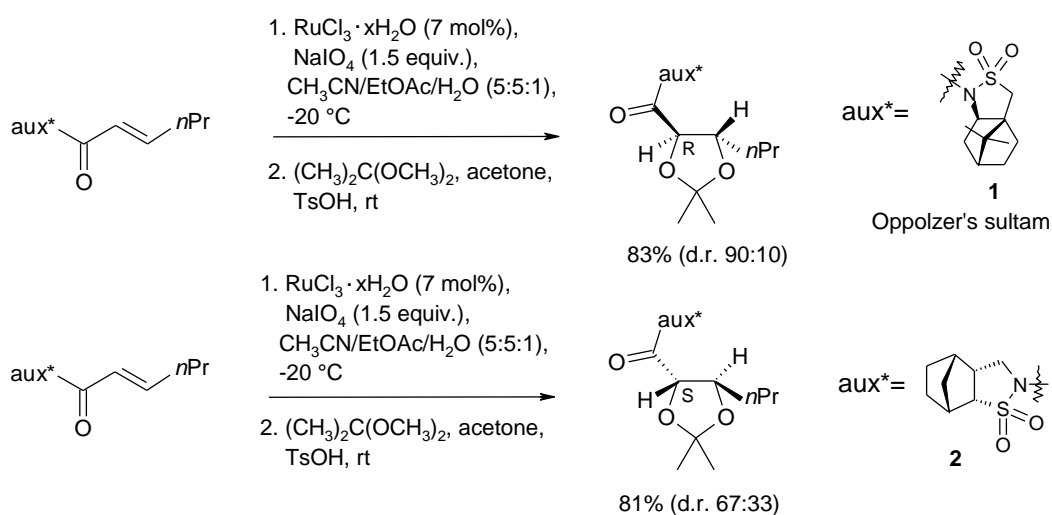


Accounts of some aspects of the RuO<sub>4</sub> chemistry have previously been published [75–78] but no comprehensive review has been published in the last years. In the present account we report an up-to-date picture of the RuO<sub>4</sub> chemistry covering the literature in the period 2006–2013, with a special focus on the oxidative chemistry of alkenes and polyenes, by also discussing some aspects of the relevant processes not fully dealt with previously. Mechanistic aspects of the RuO<sub>4</sub>-mediated transformations have been reported in the previous Plietker's review [71] and they will not be further discussed here if not specifically required. New promising transformations, such as the oxidative spiroketalization of some ω-hydroxy-THFs [79] and a few other interesting, though isolated, results will be reported as well, to give an as clearer as possible picture of the ruthenium tetroxide reactivity. Our aim is to stimulate further interest in the RuO<sub>4</sub> chemistry so that further studies, and hopefully new progresses, could result.

## 2.2. Diastereoselective Dihydroxylation of Alkenes and Tandem RCM/ Oxidation or CM/Oxidation Processes

The first examples of diastereoselective dihydroxylation of olefins catalyzed by RuO<sub>4</sub> were reported in 1999 by Lee and co-workers [73]. Oxidation of enoyl derivatives of the Oppolzer's camphorsultam auxiliary **1** (Scheme 2), using the Shing's dihydroxylation protocol [48], gave good yields of diols and an up to 9:1 selectivity was observed. The sense of diastereoselectivity was the same observed in the analogous OsO<sub>4</sub>-catalyzed process. An opposite sense of diastereoselectivity was observed with the related sultam **2**, but a poorer *ca* 6:4 selectivity was generally observed.

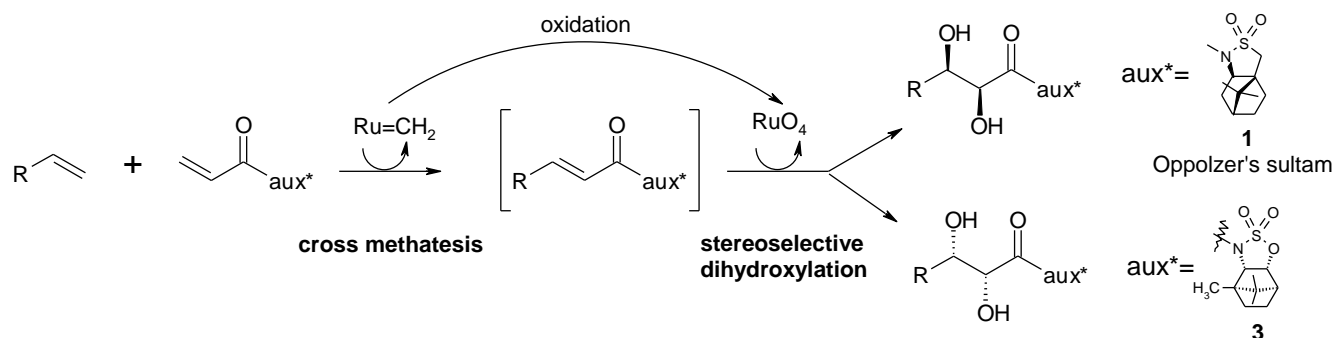
**Scheme 2.** Examples of diastereoselective dihydroxylation of α,β-unsaturated carbonyl compounds (major diastereomers shown) [73].



More recently, Neisius and Plietker have carried out a thorough investigation of the diastereoselective dihydroxylation of olefins developing an auxiliary-based diastereoselective sequential cross metathesis(CM)/dihydroxylation protocol [74] (Scheme 3). It is based on the concept of sequential catalysis: the use of a single catalytic source to mediate two or more different sequential reactions. Initially, the dihydroxylation of α,β-unsaturated corboxamides, using various enantiopure oxazolidinones as chiral auxiliaries, was addressed. Importantly, a reversal π-facial selectivity was

observed compared to the Oppolzer's camphorsultam-based dihydroxylation previously reported Lee and co-workers [73], allowing the access to diols of the opposite enantiomeric series.

**Scheme 3.** Sequential CM/dihydroxylation developed by Neisius and Plietker [74].



Yields were good, but the desired products were obtained with moderate diastereoselectivities. Better results were obtained with a new, *ad hoc* synthesized, camphor-derived sulfamidate auxiliary **3** (Scheme 3) that gave diols in good yields and the desired opposite sense of stereoinduction. In this sense the new auxiliary could be considered a “pseudoenantiomeric camphorsultam”. A comparison with the results obtained by the same group on a range of substrates, using the Oppolzer's sultam auxiliary, proved that the new developed auxiliary gave higher diastereoselectivities (d.r. up to 12:1; best d.r. with the Oppolzer's sultam auxiliary 9:1).

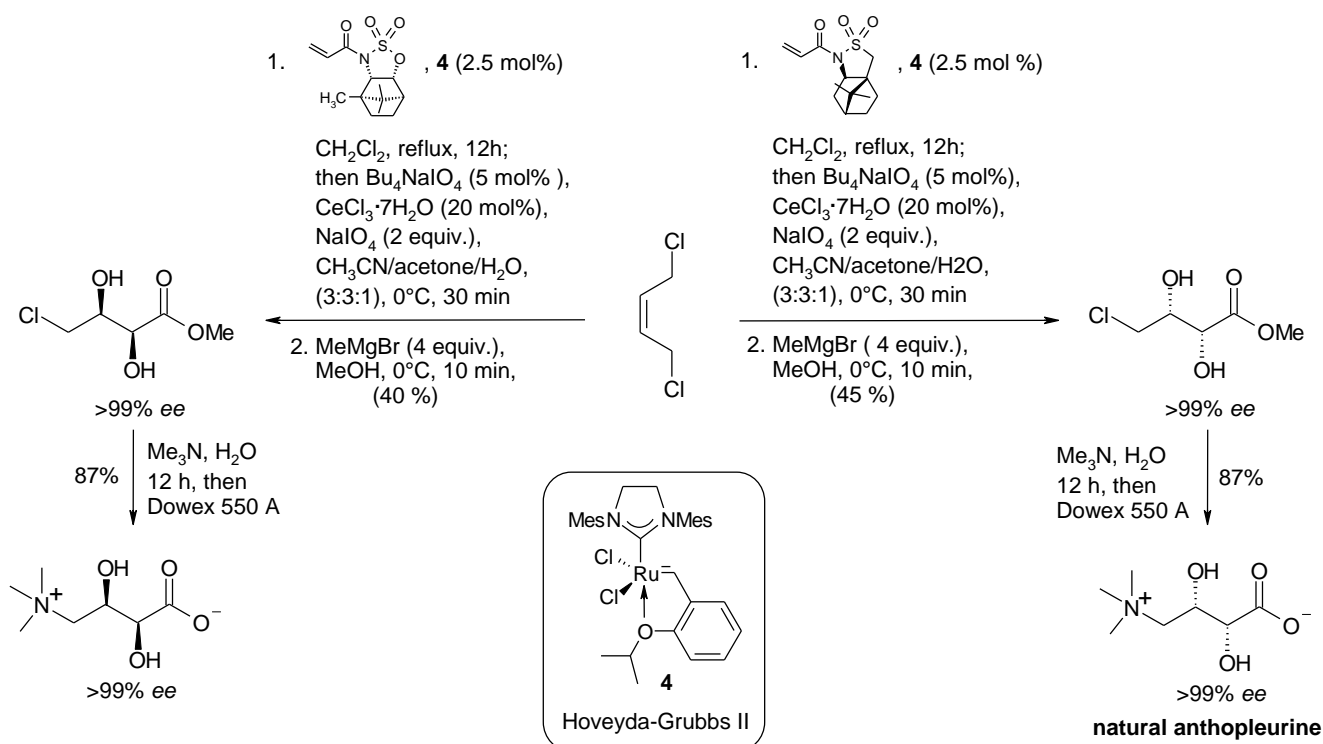
Next, the sequential CM/dihydroxylation protocol was addressed. The use of various catalysts showed that the highest catalytic activity in the CM process was displayed by the Hoveida-Grubbs II complex **4** (Scheme 4) that, importantly, was also active as a ruthenium source in the subsequent dihydroxylation step. An investigation of the influence of some additives in this step showed that the addition of Bu<sub>4</sub>NiO<sub>4</sub> in acetone allowed the obtaining of diols in good yields though with moderate diastereoselectivity. The developed whole catalytic sequence was shown to be broadly applicable and the selectivities obtained in the dihydroxylation step significantly improved in the final methanolysis step. Overall, the diols were obtained with enantiomeric excesses in the range 91%–99%. The synthesis of both the enantiomers of anthopleurine, an alarm pheromone isolated from the sea anemone *Anthopleura elegantissima* (Scheme 4), was carried out using the new protocol. This synthesis also highlights the whole developed CM/dihydroxylation sequence.

Independently, Blechert and co-workers [80] developed related Ru-mediated sequential RCM/dihydroxylation and CM/dihydroxylation protocols using Grubbs I and Hoveyda-Grubbs I precatalysts, respectively. The addition of a 10–15 mol% amount of YbCl<sub>3</sub>·6H<sub>2</sub>O was required for the process. Selected examples are shown in Scheme 5. This represents the first use of a Ru-carbene species as a source of RuO<sub>4</sub> in the dihydroxylation of alkenes.

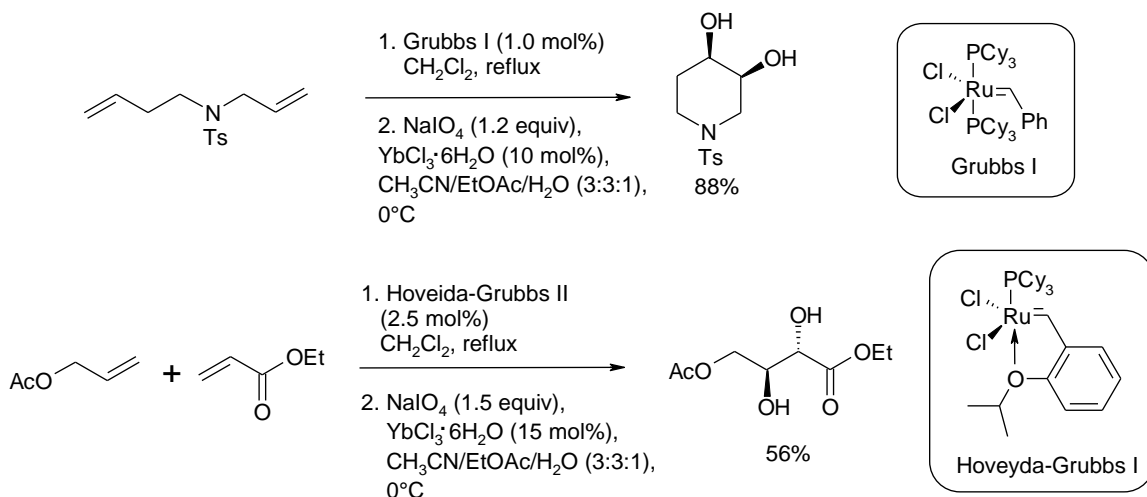
Similarly, shortly after the Blechert's report, Snapper and co-workers [81] developed two ruthenium-catalyzed protocols consisting of a RCM or CM step followed by either a Ru-catalyzed dihydroxylation or a Ru-catalyzed  $\alpha$ -ketoxylation, generally using a 5 mol% of Grubbs II pre-catalyst, under Plietker's conditions. Selected examples of such processes are shown in Scheme 6. Yields for the RCM/dihydroxylation process were in the range 63%–81% and five-, six-, and seven-membered diols could be obtained. The reaction displayed high diastereoselectivity when a nearby

stereocenter was present. The CM/dihydroxylation process proceeded with 42%–77% yields and could be performed in a variety of solvents. Even hindered diols, obtained from trisubstituted olefins, could be accessed in good yields with this process. The tandem RCM/ $\alpha$ -keto-hydroxylation process gave cyclic  $\alpha$ -ketols in 42%–61% yields. In some cases a 10 mol% amount of Grubbs II catalyst was required. The CM/ $\alpha$ -keto-hydroxylation sequence proceeded in 49%–76% yields but the regioselectivity of the oxidation step was generally low.

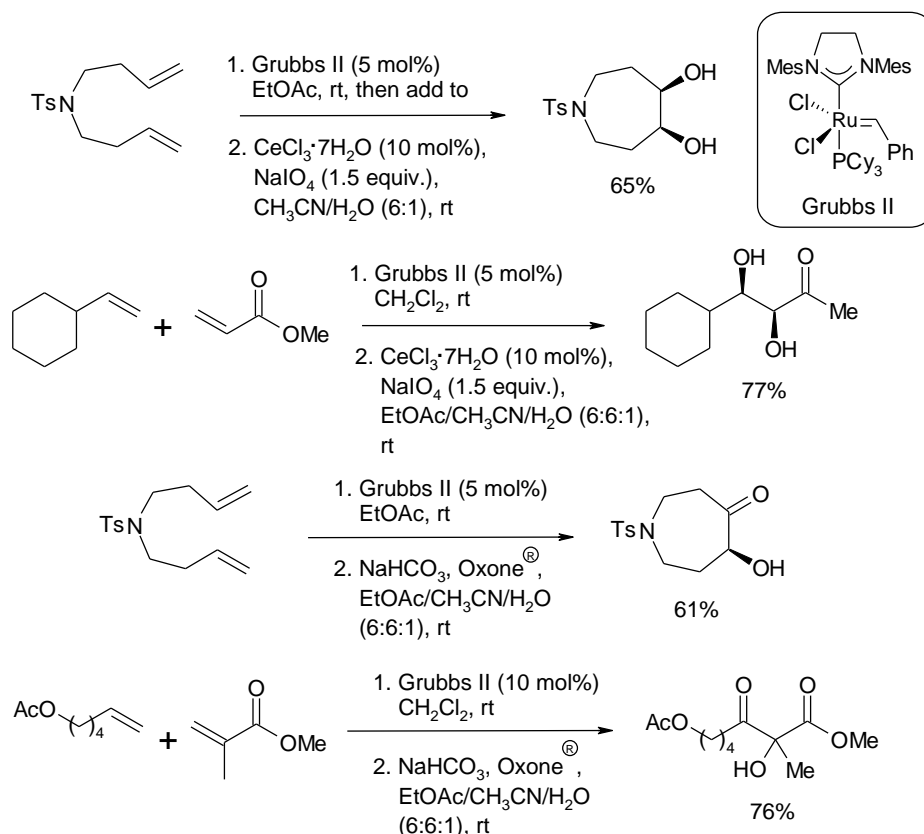
**Scheme 4.** Synthesis of both the enantiomers of anthopleurine by sequential Ru-catalyzed CM/dihydroxylation [74].



**Scheme 5.** RCM/dihydroxylation and CM/dihydroxylation protocols developed by Blechert and co-workers [80].



**Scheme 6.** RCM or CM/dihydroxylation and RCM or CM/ $\alpha$ -ketoxylation protocols developed by Snapper and co-workers [81].

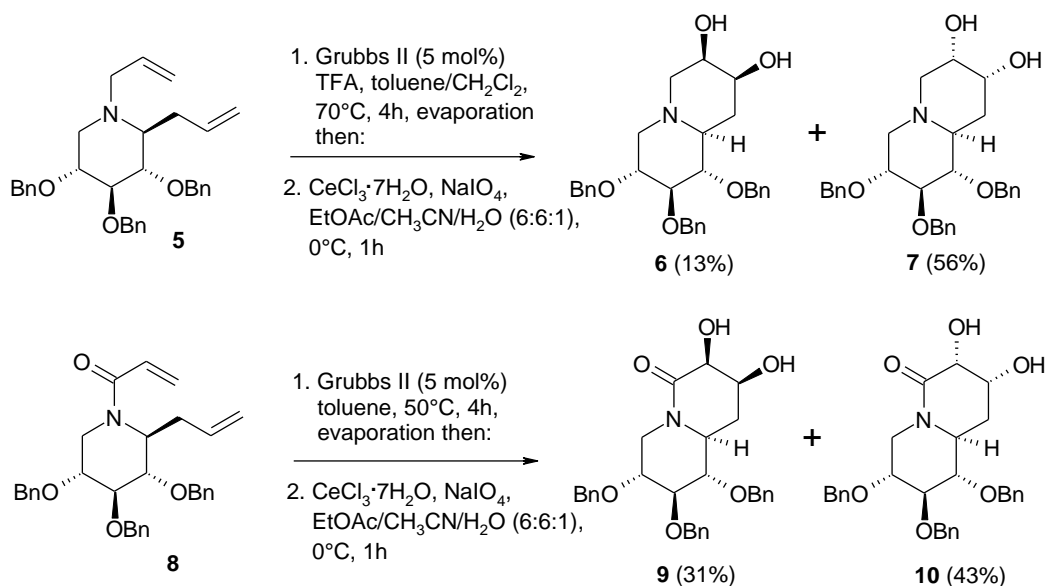


The synthetic potential of the above RCM/dihydroxylation sequence for the synthesis of functionalized five to seven-membered rings is evident. Recently, for example, it has been used in the synthesis of some polyhydroxylated quinolizidines [82] (Scheme 7). Starting from the bis-allyl compound **5**, the expected bicyclic diol was obtained in 69% yield as a mixture of the diastereomers **6** and **7** (**6/7**, 1:4.3). Since amines are known to deactivate the catalyst in olefin metathesis, the RCM step was accomplished in the presence of TFA that converts the amine into the TFA salt *in situ*. Interestingly, the analogous OsO<sub>4</sub>-catalyzed dihydroxylation of the first-formed olefin gave a reversed ratio of the two diastereomers (**6/7**, 3.5:1). Similarly, the related acryloyl substrate **8** gave the desired diol **9/10** in a good overall yield (74%) but poor diastereoselectivity (**9/10**, 1:1.4). In this case no TFA was required for the RCM step.

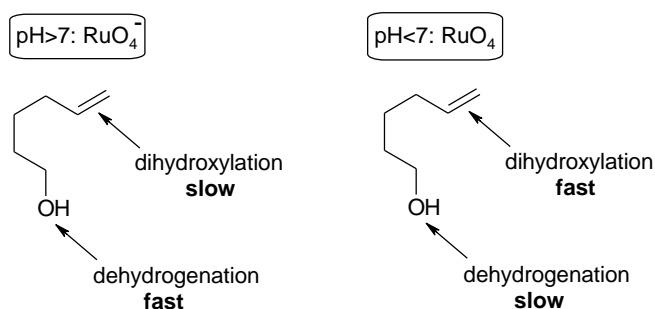
### 2.3. Synthetic Applications of the Ru-Catalyzed Dihydroxylation of Olefins

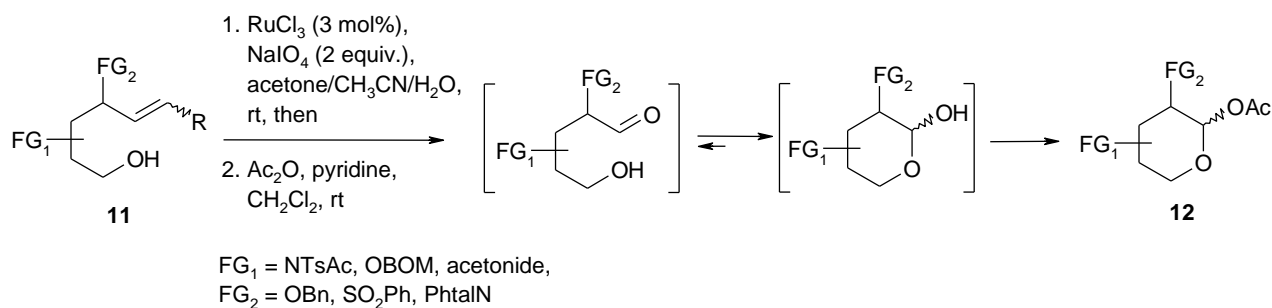
Although novel protocols for the dihydroxylation of olefins have been developed over recent years [77], the OsO<sub>4</sub>-catalyzed process is still the most used for this transformation and its asymmetric version is one of the most important processes ever developed in synthesis [83]. However, sometimes this route is not effective whereas the related process catalyzed by RuO<sub>4</sub> is successfully employed. Some synthetic applications of the latter process are presented in this section.



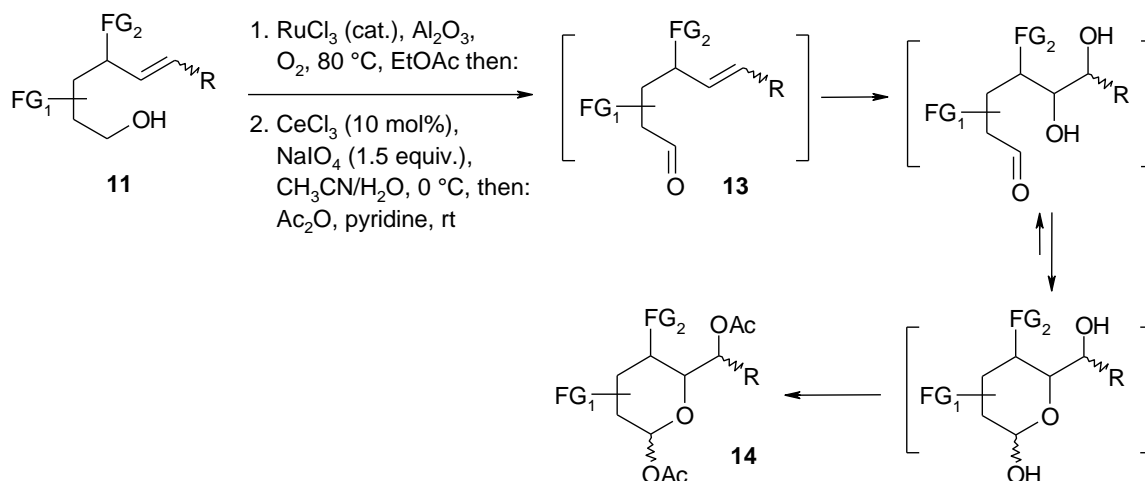
**Scheme 7.** Tandem RCM/dihydroxylation in the synthesis of polyhydroxylated quinolizidines [82].

A notable application of the RuO<sub>4</sub>-catalyzed dihydroxylation of alkenes has been reported by Plietker and co-workers [84]. In particular, a synthetic strategy was developed that allowed to obtain a small carbohydrate library based on the pH dependence of three Ru-catalyzed processes: the dehydrogenation of alcohols, the oxidative cleavage of olefins and the dihydroxylation of olefins (Schemes 8–10). By suitably tuning the pH value of the medium, substituted  $\delta$ -hydroxyalkenes **11** could be driven towards to two different oxidative routes: an oxidative C=C fragmentation/cyclization sequence (Scheme 9) or a dehydrogenation/dihydroxylation/cyclization sequence (Scheme 10). Under slightly acidic pH conditions (pH = 4–6) the stable species is RuO<sub>4</sub> that causes the fragmentation of the C=C bond and the resulting aldehydes spontaneously cyclize to lactols that are eventually acetylated to give compounds **12** (Scheme 9). A slightly modified Yang's protocol [37] was used for this transformation. Under these conditions the alcohol oxidation is slow and this functionality survives and is trapped into the lactol. On the other hand, under slightly basic conditions the stable species is the perruthenate ion that selectively oxidize the alcohol function in the same starting materials **11** to give the unsaturated aldehydes **13** (Scheme 10). Acidification of this reaction mixture to pH < 4 *in situ* generates RuO<sub>4</sub> from RuO<sub>4</sub><sup>-</sup>, which dihydroxylates the olefin function and eventually gives the undegraded acetylated lactols **14**, after acetylation.

**Scheme 8.** Chemoselectivity switch in the Ru-catalyzed oxidations by changing the pH [84].

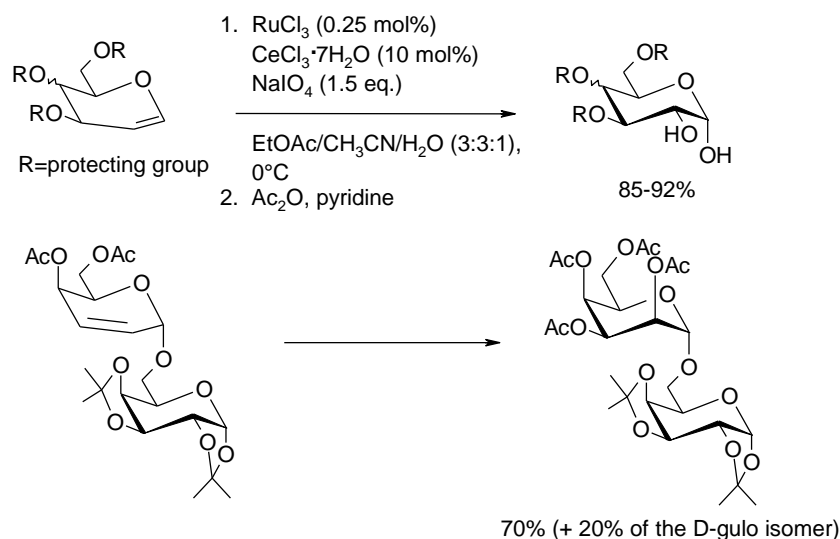
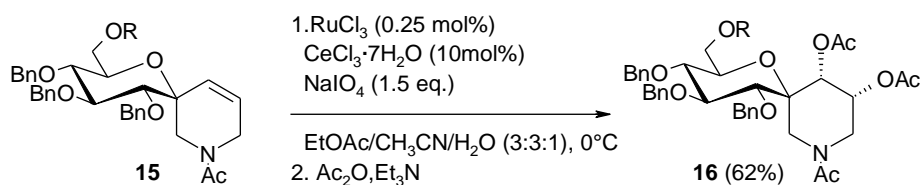
**Scheme 9.** Oxidative C=C bond cleavage/cyclization/acetylation sequence [84].

Although the  $\text{RuCl}_3/\text{NaBrO}_3$  system at pH 10 proved successful to oxidize the alcohol function in the latter sequence, it was found that the protocol developed by Yamaguchi and Mizuno [85], using molecular oxygen and the supported ruthenium catalyst  $\text{RuCl}_3/\text{Al}_2\text{O}_3$ , in ethyl acetate at 80 °C, was the best method (Scheme 10).

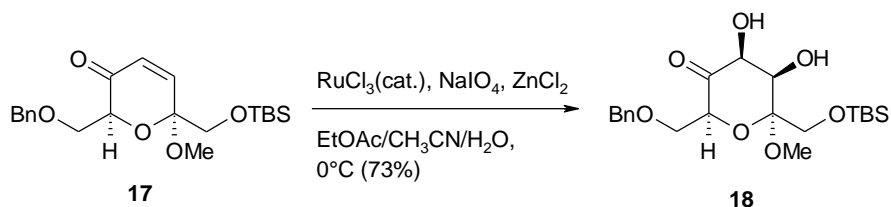
**Scheme 10.** Dehydrogenation/dihydroxylation/cyclization/acetylation sequence [84,85].

The dihydroxylation protocol developed by Plietker and co-workers [51] has been successfully applied in various instances. For example, the dihydroxylation of glycals and 2,3-unsaturated mono- and disaccharides [86] (Scheme 11) gave sugar 1,2- or 2,3-diols, respectively, in excellent yields and stereoselectivity. Common protecting groups used in the protection of carbohydrates such as acetyl, benzoyl, pivaloyl, TBDPS, benzylidene and isopropylidene, and even the potentially  $\text{RuO}_4$ -oxidable benzyl group, are stable under the reaction conditions. The stereoselectivity observed is explained in all cases by the *syn* attack of  $\text{RuO}_4$  from the less hindered face of the olefin.

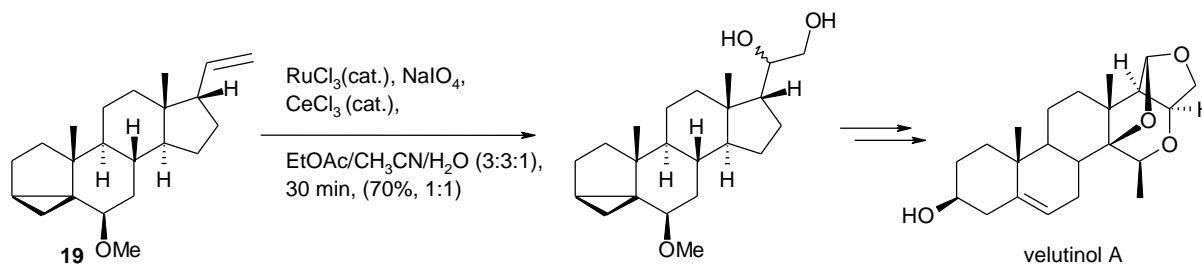
Another application of the  $\text{RuO}_4$ -catalyzed dihydroxylation is found in the synthesis of a fused oxa-aza spiro sugar, a glucose-tethered isofagomine analogue designed for glycosidases inhibition activity studies [87]. Diastereoselective dihydroxylation of spiro olefin **15** (Scheme 12) failed under various  $\text{OsO}_4$ -catalyzed dihydroxylation conditions as well as using *m*-CPBA and  $\text{H}_2\text{O}_2/\text{HCO}_2\text{H}$  systems whereas the desired product **16** was obtained in 62% yield by the Ru-mediated process and acetylation.

**Scheme 11.** Stereoselective dihydroxylation of glycols and a 2,3-unsaturated disaccharide [86].**Scheme 12.** Synthesis of a glucose-tethered isofagomine analogue [87].

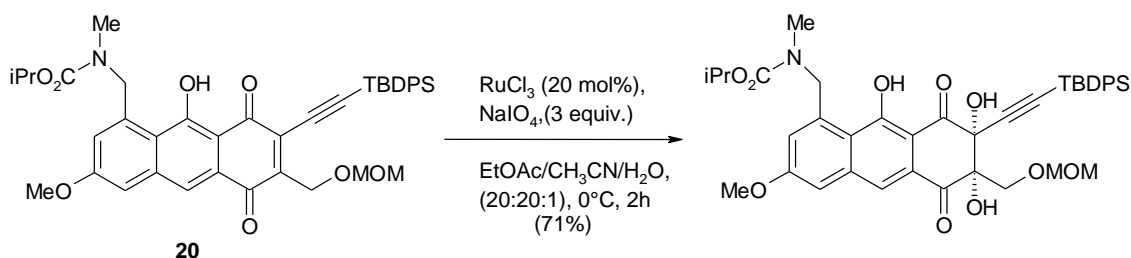
During the synthesis of the C94-C104 fragment of symbiodinolide, a marine natural product [88], the dihydroxylation of the electron-deficient enone **17** (Scheme 13) was required. While the  $\text{OsO}_4^-$  dihydroxylation procedure failed, the desired product **18** was obtained in good yields (73%) with the  $\text{RuCl}_3/\text{NaIO}_4$  system in the presence of  $\text{ZnCl}_2$  as Lewis acid. Interestingly, the process conducted under Plietker's standard conditions, using  $\text{CeCl}_3$ , gave lower yields (51%).

**Scheme 13.** Dihydroxylation of an enone intermediate in the synthesis of the C94-C104 fragment of symbiodinolide [88].

The synthesis of the bradykinin B1 receptor antagonist velutinol A [89] (Scheme 14), a natural product isolated from *Mandevilla velutina*, required a dihydroxylation step of the side-chain double bond in the intermediate **19**. This was accomplished under Plietker's conditions in 70% yield in short times (30 min). A similar process carried out with  $\text{OsO}_4/\text{NMO}$ , though giving the product in higher yields (82%), required 1 day.

**Scheme 14.** A Ru-catalyzed dihydroxylation step during the synthesis of velutinol A [89].

The preparation of an advanced intermediate in the total synthesis of lactonamycin and lactonamycin Z [90] required the dihydroxylation of the electron-poor C–C double bond in anthraquinone **20** (Scheme 15). This was accomplished under Shing's [48] modified conditions in good yields. Notably, the potentially reactive alkyne functionality was unaffected probably as a consequence of its shielding caused by the TBDPS protecting group.

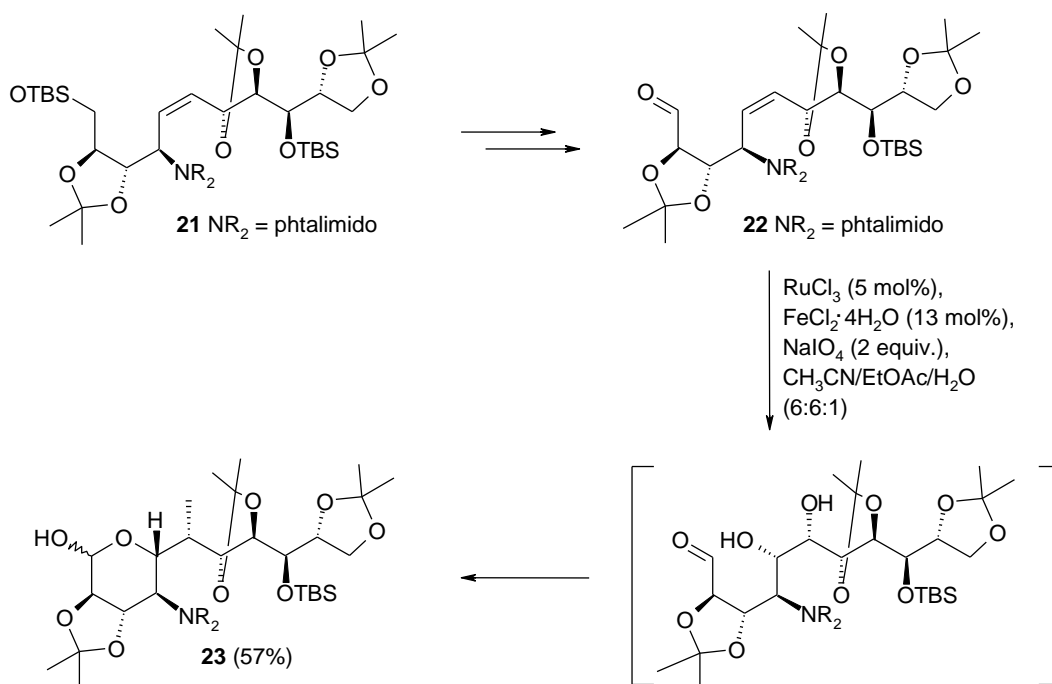
**Scheme 15.** A dihydroxylation step during the synthesis of lactonamycin and lactonamycin Z [90].

During the synthesis of the hikosamine core of the antibiotic hikizimycin [91], the transformation of compound **21** into the hemiacetal **23** was required (Scheme 16). However, the the crucial double bond dihydroxylation in **21**, with catalytic  $\text{OsO}_4$ , failed to give the desired diol (<5% conversion). A good conversion required the unattractive use of stoichiometric amounts of  $\text{OsO}_4$  in the presence of TMEDA and successive hydrolysis of the osmate ester. In addition, successive synthetic steps carried out on the dihydroxylation product were equally difficult. The problem was overcome by the  $\text{RuO}_4$ -catalyzed dihydroxylation of the aldehyde **22**, where  $\text{FeCl}_2\cdot 4\text{H}_2\text{O}$  turned out to be the best Lewis acid for the conversion. Under these conditions the first-formed diol spontaneously cyclized to the required pyranose ring of **23**. Notably, the aldehyde function in **22** survived to the dihydroxylation conditions.

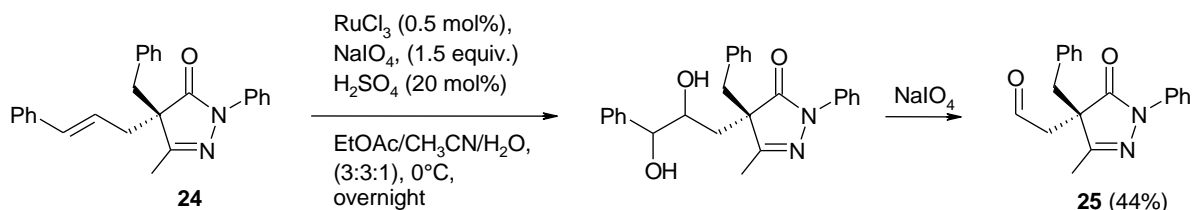
An application of the Ru-catalyzed protocol using catalytic amounts of a Bronstedt acid [50] is found in the dihydroxylation of pyrazol-5-one **24** [92] (Scheme 17) which gave aldehyde **25** in 44% yield after diol cleavage.

In a recent synthesis of  $4\alpha$ -hydroxy-7-dehydrocholesterol by Iida and co-workers [93] the stereoselective dihydroxylation of the  $\Delta^4$  double bond of cholest-4-en- $3\beta$ -yl acetate **26** was required (Scheme 18). While  $\text{OsO}_4$  and  $\text{KMnO}_4$  failed to give the desired product, the  $\text{RuO}_4$ -catalyzed process was successful giving the  $4\alpha,5\alpha$ -diol in a 72% yield and in a fast way. This compound had previously been synthesized in our group (Scheme 1) [43] using stoichiometric amounts of  $\text{RuO}_4$  in  $\text{CCl}_4$ . Interestingly, though the experimental conditions used by the Japanese group differed, the yield of **27** was in perfect agreement with that reported by us. This is a further confirmation of the importance of the  $\text{RuO}_4$ -mediated dihydroxylation as a valuable alternative to other methods.

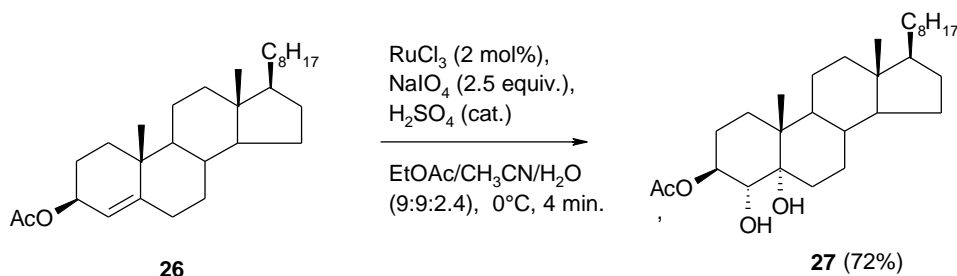
**Scheme 16.** A highly diastereoselective dihydroxylation step during the synthesis of the core of hikizimycin [91].



**Scheme 17.** Oxidation of a pyrazol-5-one [92].



**Scheme 18.** Dihydroxylation of cholest-4-en-3 $\beta$ -yl acetate [93].

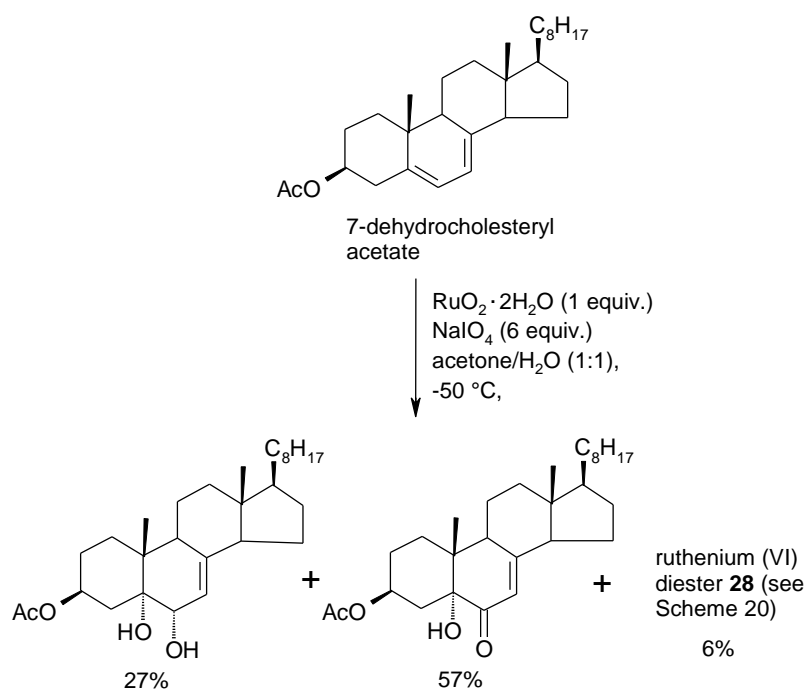


#### 2.4. The Ruthenium Diester Intermediates in the Oxidation of Alkenes

In this section the current knowledge of ruthenate ester intermediates involved in the interaction of  $\text{RuO}_4$  and olefins is summarized. Kinetic studies performed by Lee and Spitzer in 1976 [94] had suggested that the  $\text{RuO}_4$ -mediated cleavage of carbon-carbon double bonds could proceed through the formation of a cyclic ruthenium (VI) diester intermediate similar to that involved in the reaction of alkenes with  $\text{OsO}_4$ . However, it was not until 1994 that the first ruthenium(VI) diester intermediate in the dihydroxylation of an alkene could be isolated [46]. In particular, Piccialli and Sica carried out the

oxidation of 7-dehydrocholesteryl acetate with stoichiometric amounts of  $\text{RuO}_4$  at  $-50\text{ }^\circ\text{C}$ , in acetone water (1:1). The reaction led to a mixture of the 1,2-diol and the corresponding  $\alpha$ -ketol (Scheme 19) along with a precipitate that was then disclosed to be the ruthenium(VI) diester **28** (Scheme 20), analogous to the osmate ester intermediate of the second cycle of the osmium tetroxide-catalyzed asymmetric dihydroxylation of olefins [83]. A more in-depth look to this process seems appropriate here since no other example of this type of substance has been reported ever since and previous discussions of this topic were rather incomplete.

**Scheme 19.** Oxidation of 7-dehydrocholesteryl acetate with  $\text{RuO}_4$  [46].



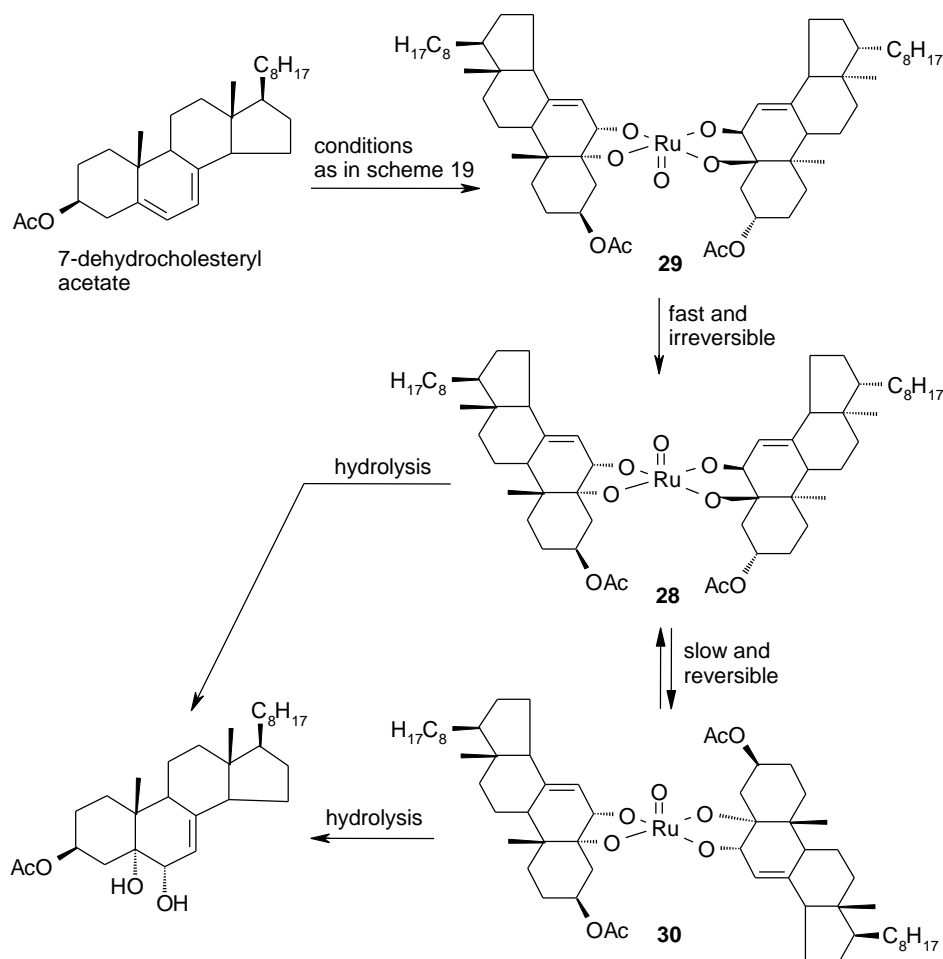
The use of stoichiometric amounts of  $\text{RuO}_4$  as well as both the nature of the substrate and the solvent mixture employed, all played a key role for the isolation of this substance. Indeed, the steroid substrate was soluble in the polar solvent mixture used for this reaction but when two steroidal units bonded to  $\text{RuO}_4$ , a rather insoluble species resulted. Hydrolytic, or oxidative, decomposition of this species took place for the most part though a little amount (6%) of it precipitated subtracting itself to the further decomposition. Compound **28** proved sufficiently stable to be isolated and purified by HPLC in hexane–EtOAc mixtures and its NMR characterization could be accomplished in  $\text{CDCl}_3$  solutions.

In a successive study, [95] a careful investigation of this process was carried out and further evidence was gained. In particular, it was observed that three distinct species (**28–30**, Scheme 20) were produced during the oxidation of 7-dehydrocholesteryl acetate and that the most abundant one (>95%) was the new compound **29**. This species underwent isomerization to two other isomeric ruthenium (VI) species, namely previously isolated **28**, and the new species **30**, under mild acidic conditions ( $\text{SiO}_2/\text{CDCl}_3$ ). The isomerization process could be monitored by  $^1\text{H-NMR}$  starting from pure samples (HPLC) of the three isomers and the picture shown in Scheme 20 resulted. Eventually, after several hours the mixture of **28** and **30** hydrolysed to the sole 1,2-diol product. In addition, chromatographic (TLC), and  $^1\text{H-}$  and  $^{13}\text{C-NMR}$  features of **28** and **30** proved strictly similar to those displayed by their

analogous osmium (VI) diesters synthesized for comparison. These osmate esters showed no tendency to convert one another a fact that testifies the different stability of these related species. In addition, no osmate ester corresponding to **29** was obtained when 7-dehydrocholesterol acetate was reacted with OsO<sub>4</sub>.

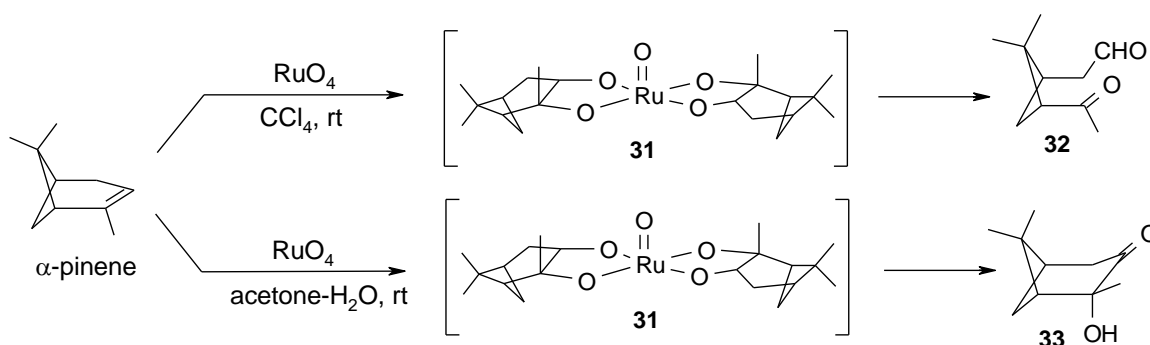
The behaviour of cholesterol acetate was then studied under the same oxidative conditions [95]. A similar precipitate was obtained though in a smaller 1% amount. NMR evidence clearly indicated that it was composed of a 1:4 mixture of ruthenium diesters similar to **29** (major isomer) and **28** (minor isomer). The most abundant compound could be purified by HPLC and studied in pure form. It displayed a more pronounced instability compared with its analogue **29** derived from 7-dehydrocholesterol acetate. Presumably, this can be attributed to the  $\Delta^7$  double bond present in **29** that for some reason may play a stabilizing role. Further studies on this point, aimed at the comprehension of the stability and properties of these materials, would be suitable. As previously pointed out [72], we believe that the labile nature of the ruthenate esters of the above type, or the first-formed 1:1 species derived by cycloaddition of RuO<sub>4</sub> and one molecule of the alkene, may be responsible for some of the reactions peculiar to RuO<sub>4</sub> that do not have counterpart with OsO<sub>4</sub> such as formation of variable amounts of *trans*-THF in the oxidative cyclization of 1,5-dienes [52], formation of *trans*-THP from 1,6-dienes [54] and the oxidative polycyclization of polyenes [57–60] (for a detailed discussion on this point see reference [72]).

**Scheme 20.** Isomeric ruthenium(VI) diesters obtained by reaction of 7-dehydrocholesterol acetate with RuO<sub>4</sub> [95].



In a related study, conducted in our group, NMR evidence was collected on the involvement of a similar cyclic ruthenium diester species **31** (Scheme 21), both in the oxidative cleavage and the ketohydroxylation of  $\alpha$ -pinene [69]. Interestingly, once again the change in the solvent used for the reaction channelled the process towards two different oxidative routes. Cleavage of the olefin was observed in  $\text{CCl}_4$  solutions leading to ketoaldehyde **32** as the sole product whereas ketol **33** was obtained in acetone-water (2:1). NMR data collected for both processes monitored by  $^1\text{H-NMR}$  indicated that the same intermediate was involved but, in this case, it was too unstable and could not be isolated. However, it could be seen to migrate without decomposition on silica TLC in hexane-acetate mixtures and had the very same  $R_f$  value of the corresponding, stable, osmate ester, the structure of which was secured by X-ray analysis. Once again, as observed for the ruthenium(VI) diesters of 7-dehydrocholesteryl acetate, the ruthenium and osmium diesters of  $\alpha$ -pinene showed strictly similar  $^1\text{H-NMR}$  features as well.

**Scheme 21.** Oxidation of  $\alpha$ -pinene with  $\text{RuO}_4$  [69].

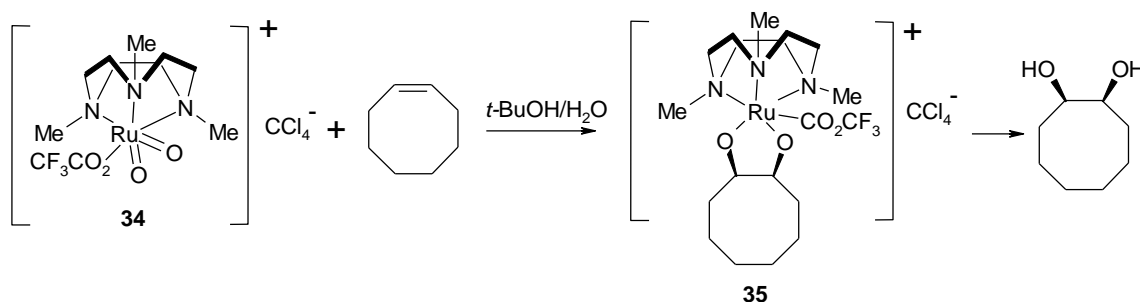


As far as this author knows, no other experimental evidence of the intermediate of the oxidation of alkenes with  $\text{RuO}_4$  have appeared in the literature successive to these studies, but theoretical studies were independently conducted by Strassner [96] and Frenking [97]. In both cases a [3+2] mechanism was shown to be favourite over the [2+2] mechanism and the former seems to have been definitively accepted as the operating route.

Related Ru(III) species, supposed to be the intermediates of novel Ru-catalyzed alkene *cis*-dihydroxylation and alkene cleavage protocols were more recently isolated when using the *cis*-dioxoruthenium (VI) complex **34** (Scheme 22) as the dihydroxylating species [98]. The collected evidence indicated that both processes involve the direct interaction of the two oxo ligands of Ru with the C=C bond, with formation of [3+2] cycloadducts. The cycloadducts with cyclooctene (Scheme 22) and *trans*- $\beta$ -methylstyrene were isolated and characterized by X-ray crystallography. Though in this case no  $\text{RuO}_4$  is involved, once again a cycloaddition mechanism similar to that working for  $\text{RuO}_4$  seems to be operative.



**Scheme 22.** Stoichiometric cyclooctene dihydroxylation by  $[(\text{Me}_3\text{tacn})(\text{CF}_3\text{CO}_2)\text{Ru}^{\text{VI}}\text{O}_2]\text{ClO}_4$  [98].



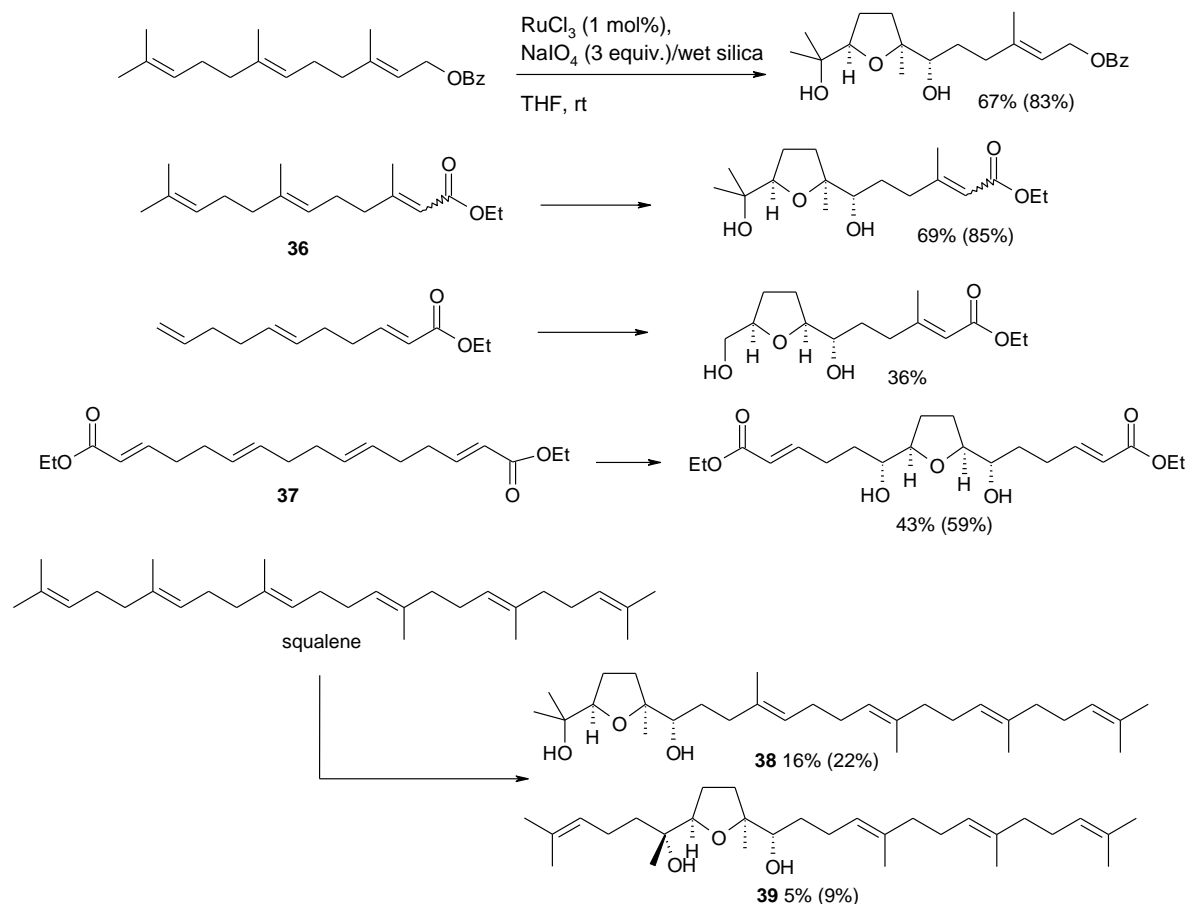
### 2.5. Oxidative Cyclization of Dienes and Polyenes

The oxidative cyclization of 1,5-dienes to THF diols can be carried out by four metal oxo-species namely  $\text{RuO}_4$ ,  $\text{RuO}_4^-$ ,  $\text{MnO}_4^-$  and  $\text{OsO}_4$ , with various degrees of effectiveness. The analogous cyclization of 1,6-dienes to THP diols can be carried out with  $\text{RuO}_4$  [54] and permanganate [99]. Interestingly, in the first case *trans*-THP are obtained in moderate to good yields. On the contrary, permanganate leads to *cis*-THP though yields not exceed 35% and a few examples have been reported. A similar transformation is not known to occur with  $\text{OsO}_4$ . The oxidative cyclization of 1,7-dienes to *trans*-oxepanes [55,56] is peculiar to ruthenium tetroxide and a similar process is not known for other oxo-species. The  $\text{RuO}_4$ -catalyzed oxidative mono-cyclization of 1,*n*-dienes has previously been reviewed [72]. Recent developments in this field, mostly concerning the  $\text{OsO}_4$  chemistry, have been summarized in a review by Pilgrim and Donohoe [100] where a comparative picture of the oxidative cyclizations of 1,5- and 1,6-dienes, and related processes mediated by various metal oxo-species, including  $\text{RuO}_4$ , has been presented.

Kirchner *et al.* [101] carried out density functional theory studies to investigate the mechanism of the  $\text{RuO}_4$ -mediated oxidative cyclization of 1,5- and 1,6-dienes. Considering an operating [3+2] cycloaddition mechanism, they concluded that the transition structure for the formation of the *cis*-THF ring was more stable by about 40 kJ/mol than the *trans*-THF-forming transition structure. In the formation of tetrahydropyran compounds from 1,6-dienes, a transition structure for the formation of the *trans*-THP was less than 4 kJ/mol more stable than the transition structure leading to the *cis*-THP isomer. Their conclusions were in agreement with observed experimental selectivities.

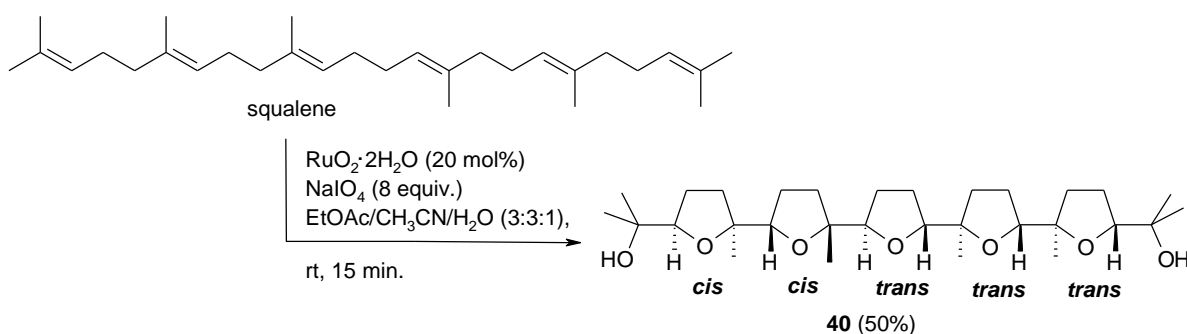
As a more recent contribution in this field Stark and co-workers investigated the mono-cyclization of a range of polyenes, namely 1,5,9-trienes, 1,5,9,12-tetraenes and squalene [102]. Selected examples are reported in Scheme 23. Various protected farnesol-derived substrates were subjected to the protocol using catalytic  $\text{RuCl}_3$  and  $\text{NaIO}_4$  on wet silica, to give mono-THF diol products in moderate to good yields. Yields are generally good if calculated including the overoxidized ketol products. The higher yield of the THF diol derived from triene **36** could be attributed to the survival of the terminal electron-deficient double bond. Non-terpenoid 1,5,9-trienes gave lower yields (21%–42%) of similar mono-THFs. Tetraenes gave mono-THF products in a 19%–51% yield. The yield and the position selectivity depends on the electronic properties of the substrate (see for example the oxidation of **37**) and possibly is influenced by steric factors. Squalene led to poor yields of the two isomeric mono-THF compounds **38** and **39** possibly due to the growing side reactions triggered by the presence of six double bonds in this compound.

**Scheme 23.** Oxidative monocyclization of polyenes. Overall yields including overoxidation products are shown in parentheses [102].



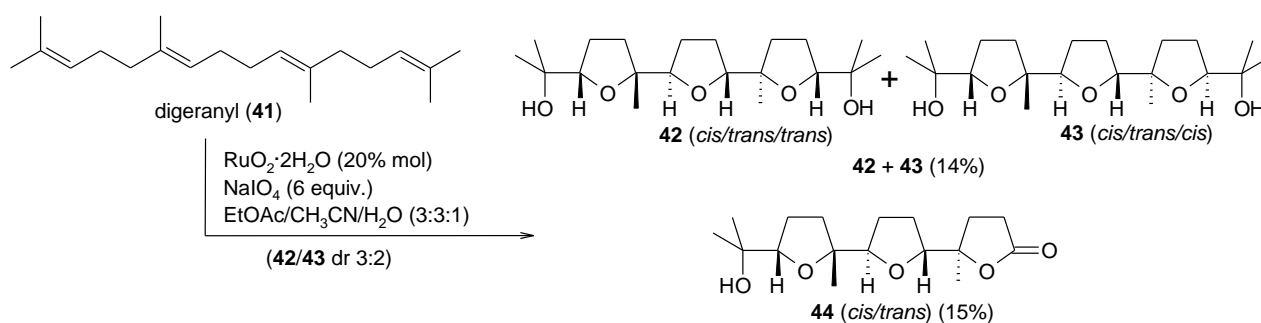
The  $\text{RuO}_4$ -catalyzed oxidative polycyclization (OP) of polyenes characterized by a repetitive 1,5-diene structural motif is a stereoselective cascade process discovered some years ago in our laboratories [57–60,72]. Some representative isoprenoid polyenes such as farnesyl acetate, geranylgeranyl acetate and squalene, as well as unbranched linear polyenes, were transformed into bis-tris and penta-THF products by this process. The oxidation of squalene [57] is a notable example since it is transformed into the structurally complex penta-THF compound **40** (Scheme 24) in a remarkable 50% yield in a straightforward and fast way. The process has been scaled up and multigram amounts of the product could be obtained [103].

**Scheme 24.** Stereoselective oxidative polycyclization of squalene with  $\text{RuO}_4$  under catalytic conditions [57,103].



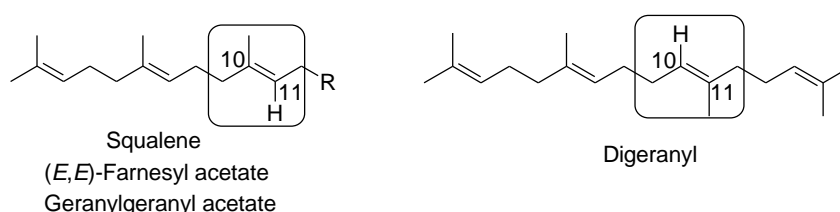
More recently we tested the reactivity of the  $C_5$ -symmetric tetraene digeranyl **41** (Scheme 25) [104]. We were interested to collect further evidence on the stereoselectivity of the process and in particular to evaluate the effect of the tail-to-tail fusion of the central isoprene units in digeranyl, on the second cyclization step. The oxidation of **41** led to the two isomeric tris-THF products **42** and **43** along with the stereostructurally related truncated bis-THF lactone **44** in a 29% overall yield. Interestingly, an unexpected stereochemical outcome was obtained as compared to the OP of all the other polyenes previously tested. While in previous instances the second cyclization step constantly led to a *cis*-THF ring, in this case a *trans*-THF ring was obtained in the second cyclization for all three compounds **42–44**.

**Scheme 25.** Oxidative polycyclization of digeranyl with catalytic  $\text{RuO}_4$  [104].

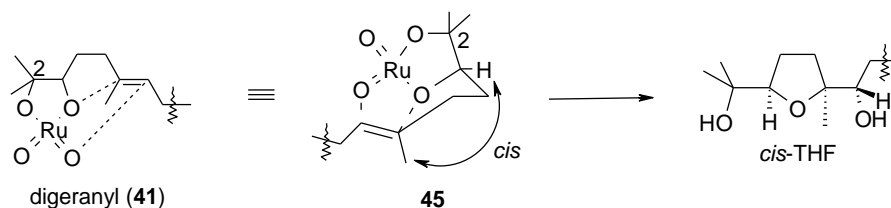


It is to be noted that from a structural point of view, the exchange of the Me-10 and H-11 occurs on going from FA, GGA and squalene to digeranyl (Figure 2). This structural change likely triggers the formation of a *trans*-THF in the second cyclization step.

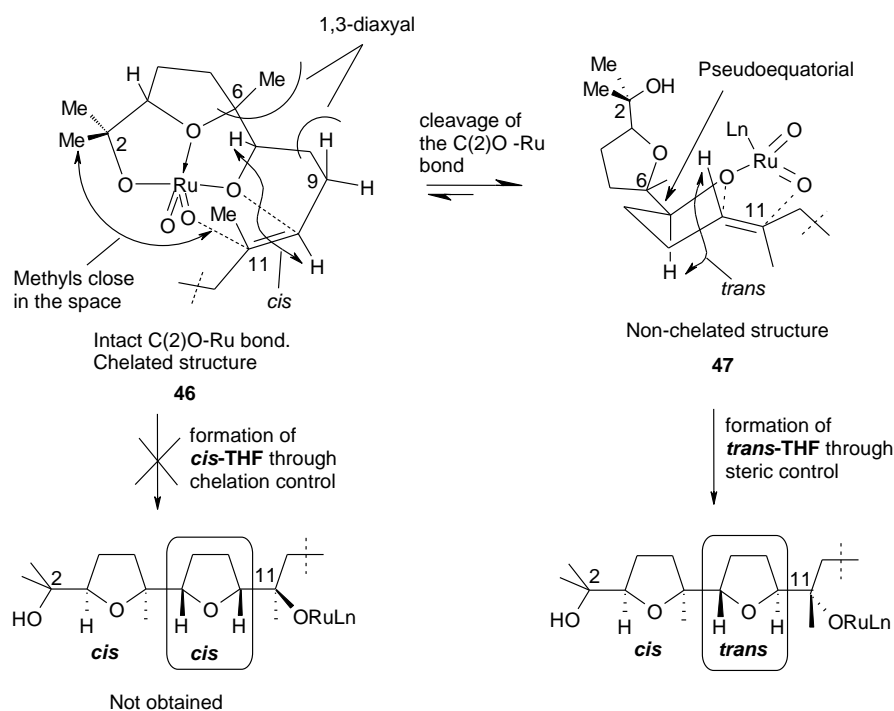
**Figure 2.** Head-to-tail type isoprenoid polyenes and digeranyl compared [104].



An explanation of the observed stereoselectivity, based on previously proposed chelation/steric control models [60] operating in each cyclization step, is reported in Figures 3 and 4. In particular, the *cis*-selectivity of the first cyclization step can be explained through a [3+2] cycloaddition in the intact ruthenium bis-glycolate intermediate **45** (Figure 3) with the molecule assuming a chair-like conformation in the transition state. This type of *cis*-selective cyclization characterizes the oxidative cyclization of 1,5-dienes with permanganate [105,106],  $\text{OsO}_4$  [107–110],  $\text{RuO}_4$  [19,52,53,61] and perruthenate [111].

**Figure 3.** Model for the *cis*-selective first cyclization of digeranyl [52,53,60,61,106–111].

When referring to the transition state for the second cyclization step, the conformation **46** (Figure 4), leading to the closure of a *cis*-THF ring in the second cyclization step, is disfavoured due to steric interactions within the C(11)-Me/C(2)-Me and H<sub>ax</sub>-9/C(6)-grouping pairs. As a result, the alternative non-chelated arrangement **47**, generated by cleavage of the C(2)O-Ru bond, is favoured leading to a *trans*-THF, through steric control.

**Figure 4.** Chelation *versus* steric control in the second cyclization step of digeranyl [104].

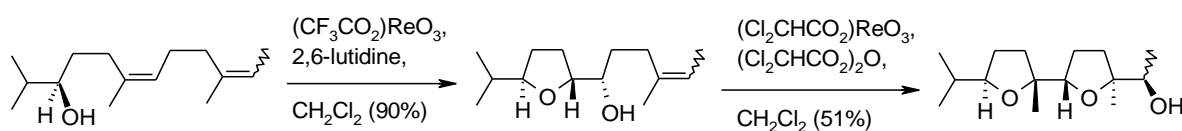
The scarce stereoselectivity observed for the third cyclization step can be explained in a similar manner considering that the *trans* configuration of the second THF ring affects the course of the third cyclization. In particular, less severe steric repulsions in the TS for the third cyclization step result that render the *cis*-THF-forming step now more viable if compared to the analogous cyclization step for GGA and squalene and, as a consequence, both *cis*- and *trans*-THF rings can now be formed. On the other hand, formation of lactone **44**, not observed previously, indicates that the hydrolysis of the ruthenate ester intermediate in part takes place after the second cyclization step thus stopping the process. Successive oxidation/cyclization events lead to the lactone formation.

An interesting point emerged from this study: the stereoselectivity of the second and third cyclization steps in the OP of digeranyl are affected by its alkyl substitution pattern that drives the cyclization steps successive to the first one.

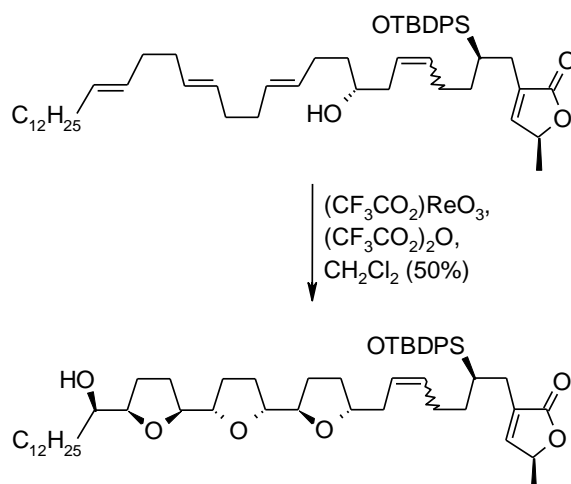
## 2.5.1. Oxidative Polycyclization of Hydroxypolyenes

The above Ru-catalyzed oxidative polycyclization process is clearly related to the oxidative polycyclization of hydroxypolyenes catalyzed by  $\text{CF}_3\text{CO}_2\text{ReO}_3$  [112–114] that allows formation of bis- or tris- THF products in a single step. Although the closure of up to three adjacent THF rings in hydroxypolyenes has generally been accomplished in a sequential manner [115–117], a single-step bis-cyclization (Scheme 26) [112,118–120] or tris-cyclization (Scheme 27) [112,121] has been carried out in some instances. This multiple cyclization process is the evolution of the rhenium (VII) methodology developed by Kennedy and Tang [122] for the synthesis of THF alcohols, starting from alkenyl alcohols. The system  $\text{CF}_3\text{CO}_2\text{ReO}_3/(\text{CF}_3\text{CO}_2)_2\text{O}$ , developed by McDonald and co-workers showed to be the best choice to induce the formation of two or three contiguous THF rings in a single step. This chemistry has mostly been applied to the synthesis of the poly-THF core of annonaceous acetogenin metabolites. However, no case of the Re(VII)-mediated formation of poly-tetrahydrofuran products with four or more adjacent THF rings has been reported.

**Scheme 26.** Acylperhenate-induced, tandem *syn*-oxidative cyclization of an hydroxydiene [112,118–120].

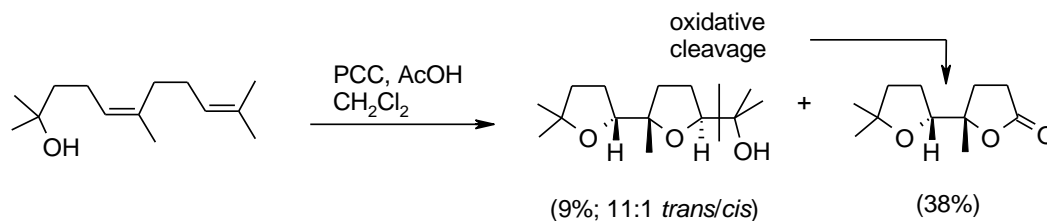


**Scheme 27.** Triple oxidative cyclization of a bis-homoallylic trienol [112,121].



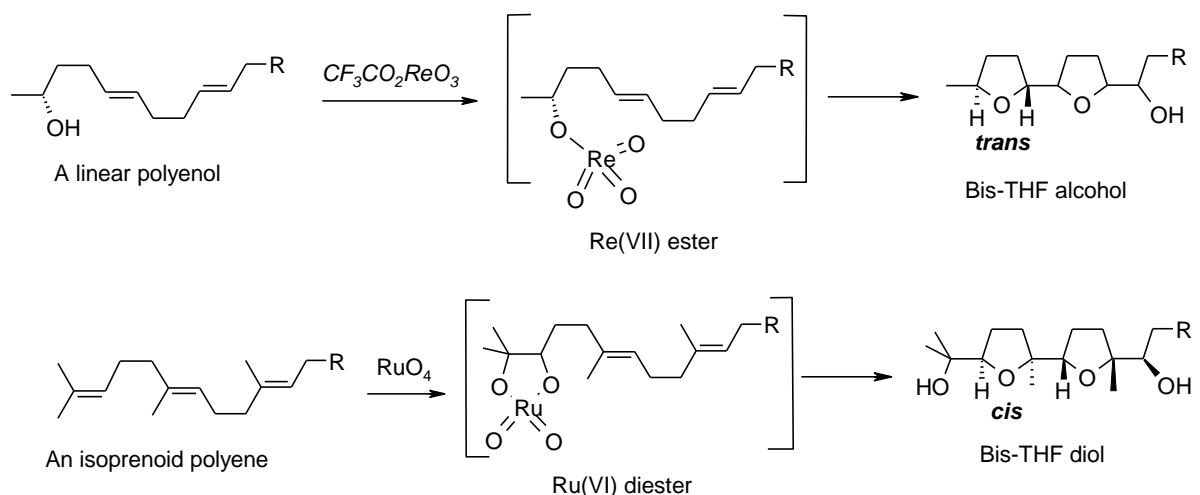
McDonald and Towne [123] also showed that pyridinium chlorochromate (PCC) could induce the *syn*-oxidative cyclization of hydroxydienes (Scheme 28). However, the method suffers by oxidative cleavage pathways and was limited to tertiary alcohols due to the rapid oxidation of primary and secondary alcohols by PCC.

**Scheme 28.** Bis-cyclized (only the *trans* isomer is shown) and cleavage products by PCC-mediated oxidative cyclization [123].



It is worth highlighting some differences between the  $\text{RuO}_4$ -catalyzed and the  $\text{Re(VII)}$ -mediated processes. While the  $\text{Re(VII)}$ -mediated process constantly gives a *trans*-THF in the first cyclization, a *cis*-THF is always obtained in the first cyclization in the  $\text{Ru}$ -catalyzed transformation (Scheme 25 and fig. 3). This is a direct consequence of the type of ester intermediate formed in the initial step. While the  $\text{Re}$ -mediated process needs an  $\text{OH}$  group in the structure to give a  $\text{Re(VII)}$  ester intermediate ( $\text{RO-ReO}_3$ ), the  $\text{Ru}$ -mediated oxidation begins with a [3+2] cycloaddition of  $\text{RuO}_4$  and a  $\text{C-C}$  double bond, leading to a ruthenium(VI) diester intermediate. As a consequence, a poly-tetrahydrofuran-diol product is obtained with  $\text{RuO}_4$ , while a mono-, bis- or tris-tetrahydrofuran alcohol is obtained when a rhenium(VII) oxo-species is used.

**Scheme 29.** Comparison of  $\text{Re}$ - and  $\text{Ru}$ -mediated oxidative polycyclization of a polyenol and a polyene, respectively.

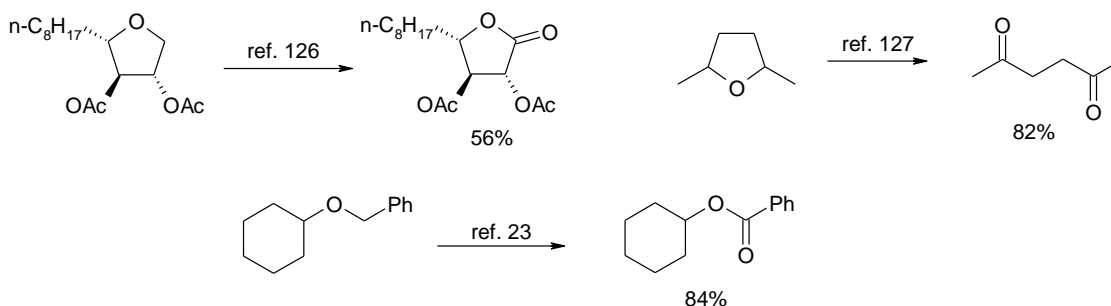


## 2.6. Oxidation of Ethers

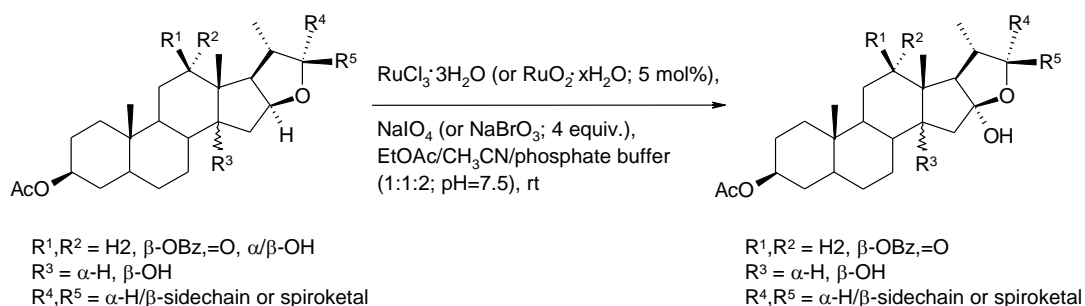
Ethers possessing a methyl or a methylene group adjacent to the oxygen are generally oxidized in good yields to esters by  $\text{RuO}_4$  (Scheme 30) [17,124–126]. This chemistry can be fruitfully used, for example, to convert benzyl protecting groups into benzoates (Scheme 30) [23] thus modifying the removal conditions of the former. On the contrary, few examples have been reported on the oxidation of ether methine carbons [127,128] in cyclic or acyclic ethers though the oxidative opening or the oxyfunctionalization of 2,5-disubstituted cyclic ethers would have synthetic value [129]. An interesting example of this type of transformation has been reported by Fuchs and co-workers [130] where acid-sensitive steroidal ethers were oxidized to hemiketals under new developed buffered conditions.

(Scheme 31). This process has recently been used by the same group to synthesize 14,16-dihydroxyhecogenin acetate **49** in high yields (Scheme 32), a key intermediate in the synthesis of the potent anticancer cephalostatin/ritterazide hybrid 25-*epi*-ritterostatin GN1N [131], starting from C-12,14 dihydroxy hecogenin acetate **48**. Notably, 90.5 g of compound **49** could be obtained starting from 100 g of **48**.

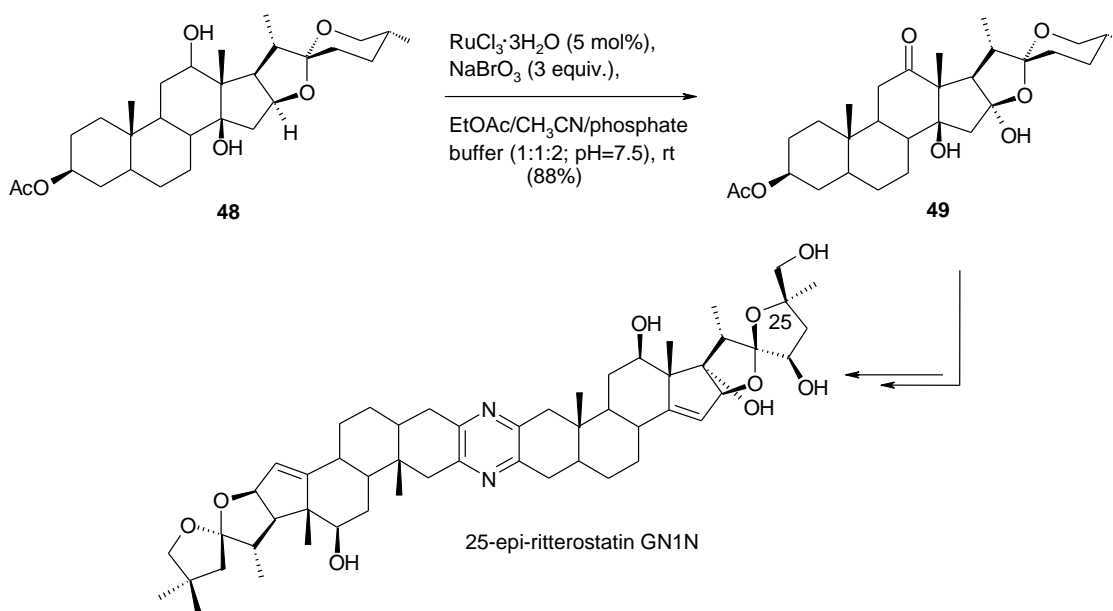
**Scheme 30.** Representative examples of the RuO<sub>4</sub>-catalyzed oxidation of ethers.



**Scheme 31.** RuO<sub>4</sub>-catalyzed oxyfunctionalization of steroidal ethers [130].



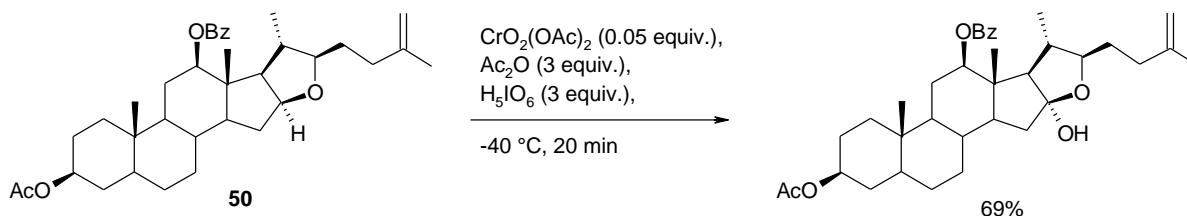
**Scheme 32.** C-14 oxyfunctionalization of C-12,14 dihydroxy hecogenin acetate [131].



A strictly similar chromyl acetate-mediated oxyfunctionalization process has been reported by the same group [132]. Chromyl acetate was used in catalytic amounts in the presence of periodic acid as

primary oxidant to hydroxylate the C-14 position of the steroidal substrate **50** (Scheme 33). The authors postulate the intermediacy of a chromoylperiodate species that evolves to a peroxo intermediate which then adds to the C(14)-H bond.

**Scheme 33.** Chromyl acetate catalyzed oxyfunctionalization [132].

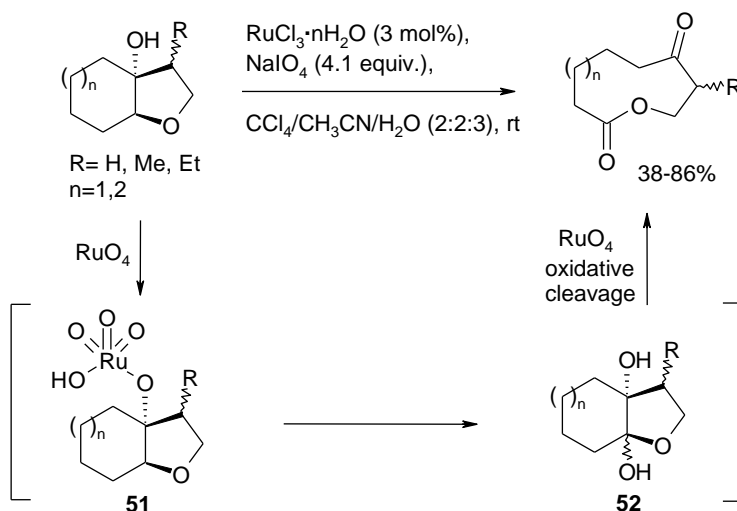


A related ether oxidation process is represented by the oxidative cleavage of THF and THP alcohols ( $\beta$ -hydroxy ethers) to  $\gamma$ - and  $\delta$ -lactones, respectively. Some examples of this type of  $\text{RuO}_4$ -mediated transformation have been shown above (Scheme 25; see also Scheme 39 later). While this is generally a detrimental side-process in oxidative mono- and poly-cyclizations, it may have *per se* synthetic value since lactones of various sizes are structural motifs in many natural products.

As a continuation of their previous studies [133], Ferraz and Longo Jr. [134] used this  $\text{RuO}_4$ -catalyzed transformation to obtain nine and ten-membered functionalized lactones by oxidative cleavage of *cis*-fused bicyclic  $\beta$ -hydroxytetrahydrofurans (Scheme 34).

Since the  $\beta$ -positioned hydroxyl group was shown to be essential for the process, it is likely that the process involves the preliminary formation of ruthenate ester **51** (Scheme 34). The tethered oxoruthenium appendage then participates to the oxidation of the angular methyne ether. These authors presume that the oxidation generates an intermediate diol compound **52**, that is then oxidatively cleaved by  $\text{RuO}_4$  itself. However, a concerted step can also be envisaged were a cyclic ruthenium (VI) ester is formed that then fragments, in accord with the mechanism proposed by Waegell and co-workers for the oxidation of 8-hydroxy-neoisocedranol oxide (Scheme 35) [135]. As far as this author knows, all the reported examples of this type of process involving  $\text{RuO}_4$  are relevant to THF or THP rings flanked by tertiary alcohol functions.

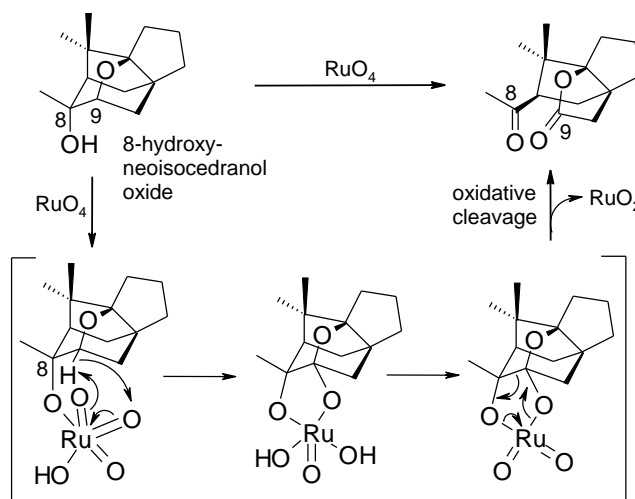
**Scheme 34.** Synthesis of ketolactones by oxidative cleavage of  $\beta$ -hydroxytetrahydrofurans [133,134].





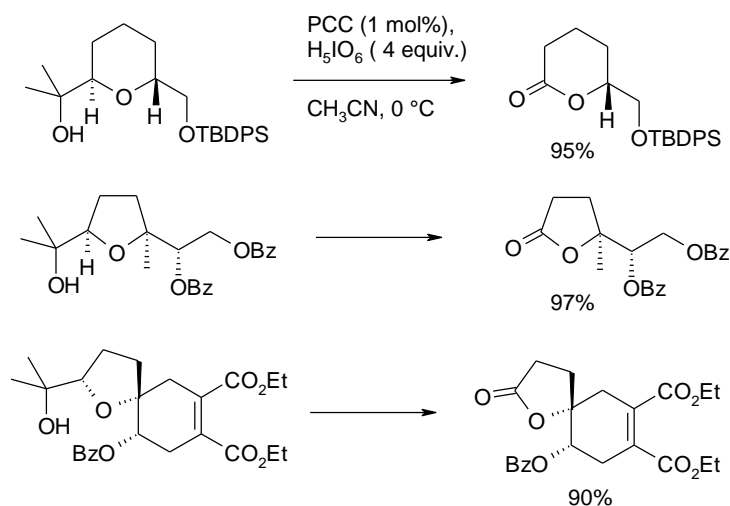
A similar chemistry is promoted by pyridinium chlorochromate (see for example Scheme 28) [123]. Baskaran and Chandrasekaran [136] used PCC to convert a range of THF-methanol compounds to  $\gamma$ -lactones. In this case, the process worked well with substrates possessing primary, secondary and tertiary alcohol moieties. Substrates possessing primary or secondary hydroxyl groups gave the products in moderate yields (52–58) whereas excellent yields (73%–98%) were obtained for those embodying tertiary alcohol functions. Synthetic applications of this process have been reported [59,104,137–141].

**Scheme 35.** Mechanism proposed for the oxidative cleavage of 8-hydroxy-neoiscedranol oxide with  $\text{RuO}_4$  [135].



In a more recent investigation, Roth and Stark [142] developed an improved procedure involving catalytic amount of PCC and periodic acid as co-oxidant. THF or THP rings flanked by tertiary alcohol groups were cleaved in excellent yields (Scheme 36). It is presumed that chlorochromate is first activated by reaction with periodic acid to form a mixed anhydride [143], that is more reactive as compared to PCC, in a manner similar to that proposed for the above chromyl acetate-catalyzed process.

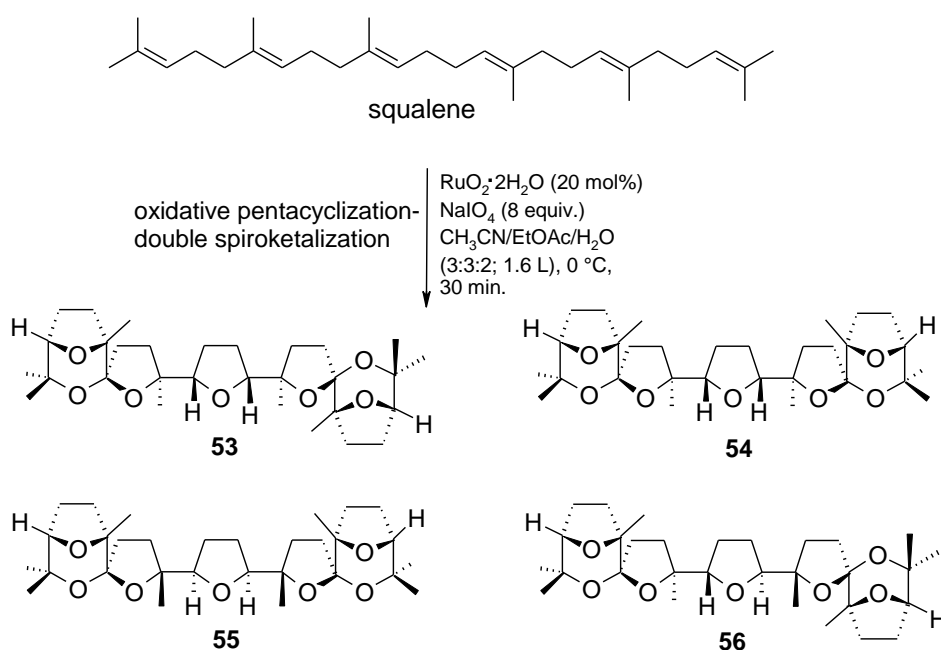
**Scheme 36.** Oxidative cleavage of tertiary THF and THP alcohols with PCC/ $\text{H}_5\text{IO}_6$  [142].



## 2.6.1. Oxidative Spiroketalization

In a recent study carried out in our group, a new RuO<sub>4</sub>-catalysed tandem oxidative polycyclization/double oxidative spiroketalization process [79] was discovered, by conducting the oxidation of squalene under new conditions. This process allowed the one-step assembly of the new structurally complex polyether bis-spiroketal **53–56** characterized by unprecedented terminal tricyclic spiroketal moieties (Scheme 37). Contrary to the OP of squalene under previous conditions [57,59], in this case the process was not stereoselective. Only the first THF-forming step proceeds with the usual *cis*-selectivity [52,53,57–62] whereas all the other THF rings were formed in a non-stereoselective manner with a *cis* or *trans* configuration. The reason of this behaviour is still unclear. The overall yields of these compounds was of ca. 5% but considering the seven consecutive cyclization steps involved, this is a remarkable result (65% per cyclization step) and hundred mg of these material could be obtained conducting the process on 122 mmol of squalene. Indeed this is the most complex transformation catalyzed by RuO<sub>4</sub> ever discovered. A mechanistic hypothesis explaining the formation of compound **53** is shown in Scheme 38. Interestingly, compounds **53–56** exhibited antitumor activity on HEY ovarian-derived cancer cell line and BT474 breast-derived cancer cell line paving the way to the investigation of a new class of cytotoxic substances.

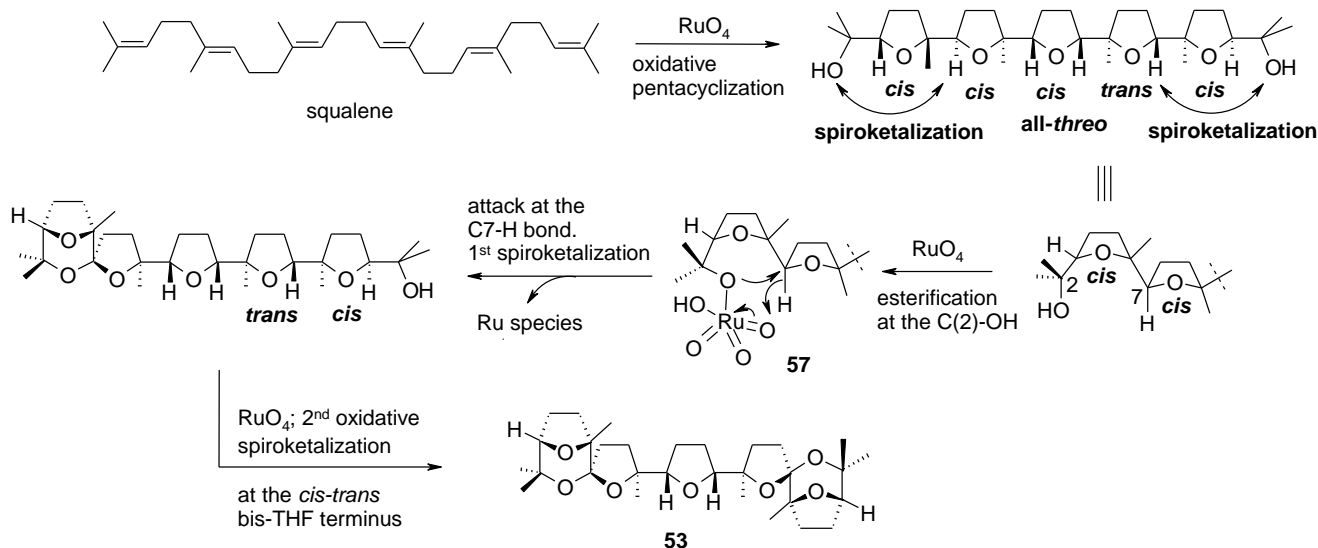
**Scheme 37.** Novel C<sub>30</sub> bis-spiroketal by RuO<sub>4</sub>-catalysed tandem oxidative polycyclization/double oxidative spiroketalization of squalene [79].



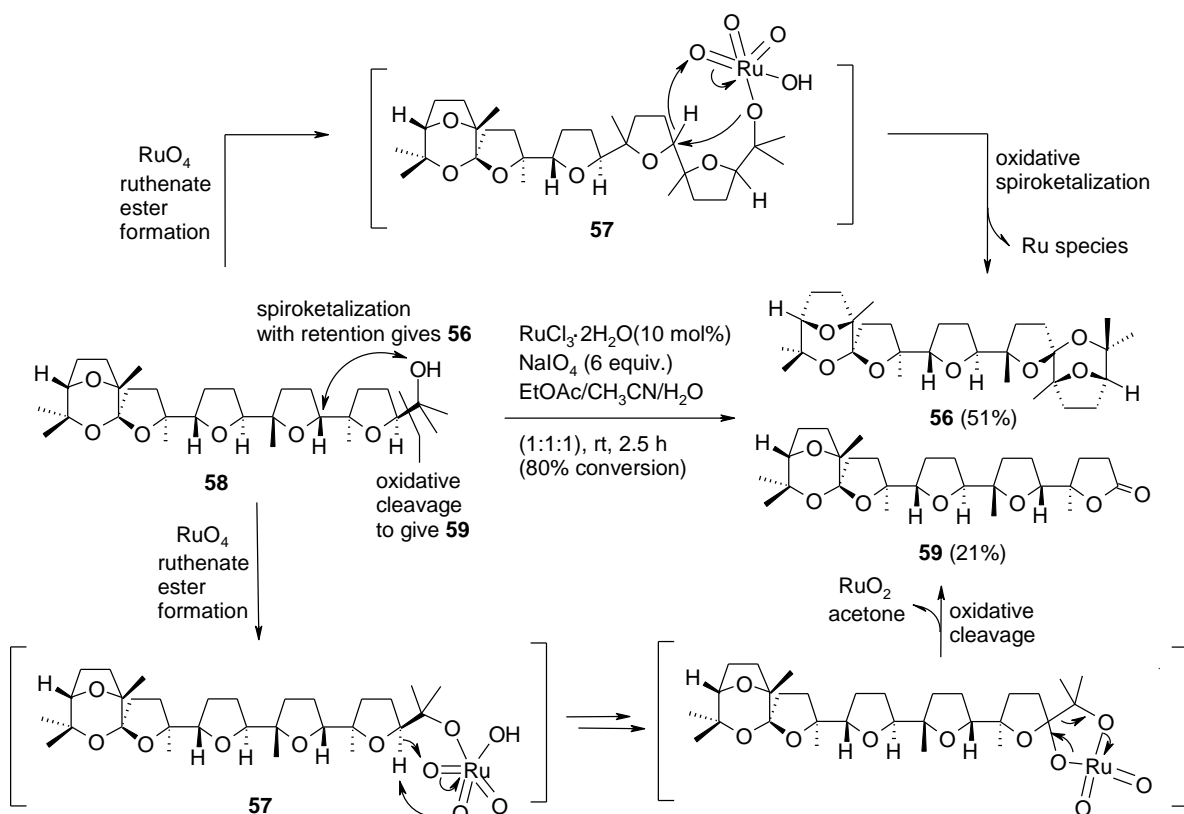
To further study the spiroketal-forming step involved into the process, mono-spiroketal **58** (Scheme 39) was treated with the RuCl<sub>3</sub>(cat)/NaIO<sub>4</sub> system under further optimised conditions. Bis-spiroketal **56** was obtained from mono-spiroketal **58** at 80% conversion along with a minor amount of lactone **59** derived from the cleavage of the terminal hydroxypropyl moiety. The two competing processes appear to involve the same ruthenium-containing intermediate **57**. Interestingly, the spiroketalization process proceeds with retention of configuration at the newly-formed spiro-centre, as observed for the

hydroxylation of epicedrane at C-8 under similar conditions [135]. The oxidative cleavage step may follow the mechanism proposed by Waegell and co-workers [135]. Although more detailed studies are to be carried out to probe the scope and limitations of this transformation, it may have synthetic value.

**Scheme 38.** A mechanistic hypothesis explaining the formation of compound **53** [79].



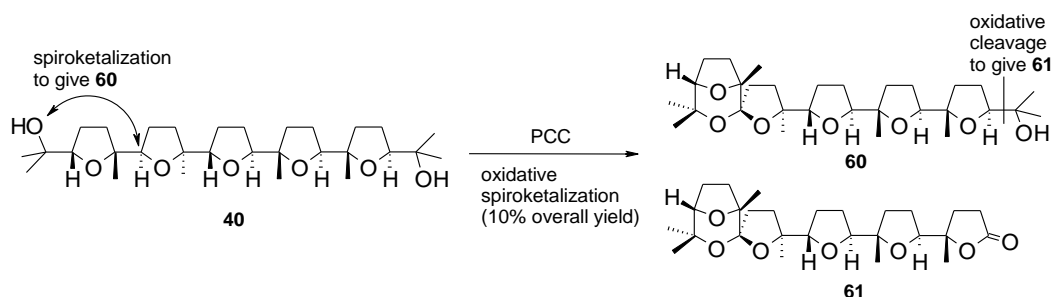
**Scheme 39.** RuO<sub>4</sub>-mediated oxidative mono-spiroketalization and the competing oxidative cleavage [79].



Related studies conducted in our group showed that the same oxidative spiroketalization could be accomplished by treating penta-THF **31** with pyridinium chlorochromate (Scheme 40) [144]. Compounds **60** and **61** were obtained in this case, though in a low 10% yield. The process proceeds

with retention of configuration in this case too. Lactone **61** derived from the oxidative cleavage of the terminal hydroxypropyl side-chain in a manner similar to that shown above in the  $\text{RuO}_4$ -mediated process (Scheme 39) and in the bis-cyclization of hydroxydienes with the same oxidant (Scheme 28). This reaction further highlights that  $\text{RuO}_4$  and PCC show similar oxidizing behaviour a fact that may have mechanistic and theoretical implications.

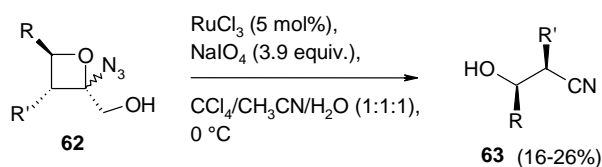
**Scheme 40.** PCC-mediated oxidative spiroketalization [144].



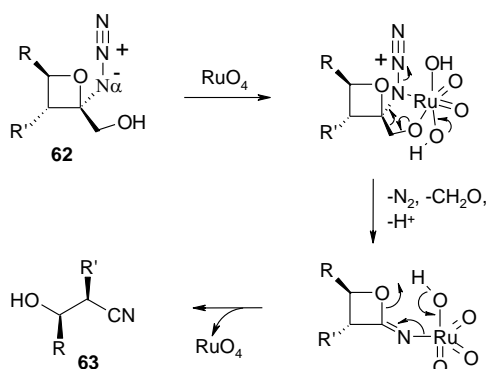
### 2.7. Some Unexpected Results

2-Azido-2-(hydroxymethyl)oxetanes **62** were transformed into acyclic nitriles **63** with loss of the alcohol carbon (Scheme 41) by reaction with  $\text{RuCl}_3$  (cat.)/ $\text{NaIO}_4$  under classical conditions [145]. The process proceeds with low yields but is interesting from a mechanistic point of view. The authors proposed (Scheme 42) the interaction between  $\text{RuO}_4$  and both the alcohol hydroxyl and the  $\text{N}_\alpha$  atom of the azido group. The so formed five-membered, Ru-containing, ring then cleaves with expulsion of molecular nitrogen and formaldehyde. Eventually the opening of the oxetane ring follows with nitrile formation and regeneration of  $\text{RuO}_4$ . As far as this author knows, this is the sole known example of the interaction of  $\text{RuO}_4$  with the azide group. The ability of transition metals to coordinate azides [146] and cyclic 2-azidoalcohols [147] is known and the mechanism proposed seems plausible.

**Scheme 41.** Cleavage of 2-azido-2-(hydroxymethyl)oxetanes with  $\text{RuO}_4$  [145].

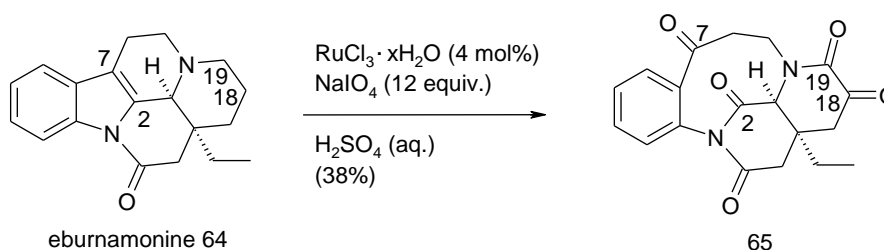


**Scheme 42.** Proposed mechanism for cleavage of 2-azido-2-(hydroxymethyl)oxetanes with  $\text{RuO}_4$  [145].



During the synthesis of melohenine B the cleavage of a tetrasubstituted double bond in eburnamonine **64** was required (Scheme 43) [148]. The catalytic system  $\text{RuCl}_3/\text{NaIO}_4$ , using excess periodate (12 equiv.), led to the desired C2/C7 cleavage but the concomitant oxidation of the piperidine ring occurred with formation of an unexpected  $\alpha$ -ketoamide functionality in the product **65**. A low number of equivalents of periodate gave a complex mixture of products. The structure of **65** was secured by X-ray analysis. While the oxidation of the carbon adjacent to nitrogen is well known [76 and references therein], this is an unusual result. The authors do not propose any mechanism for this transformation though the formation of a C-18/C-19 unsaturated intermediate, could be involved.

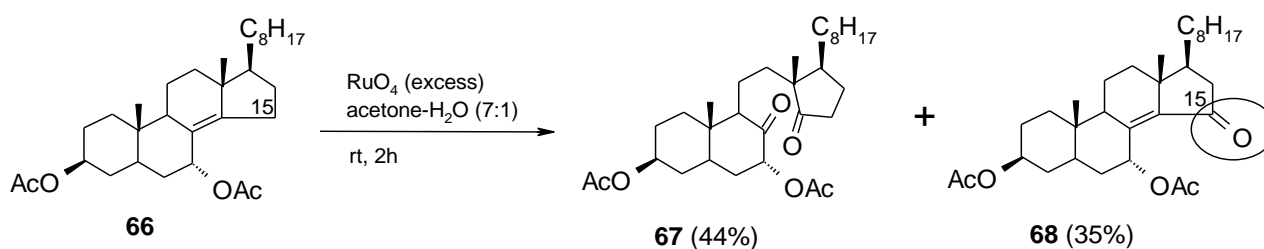
**Scheme 43.** Oxidation of eburnamonine with catalytic  $\text{RuO}_4$  [148].



Another interesting result was obtained some years ago by Piccialli and co-workers [43]. In particular, the oxidation of the  $\Delta^{8(14)}$  steroid **66** (Scheme 44) performed with stoichiometric amounts of  $\text{RuO}_4$  gave, in addition to the expected cleavage product **67**, the C-15 ketosteroid **68** derived from an unusual allylic oxidation. Similar results (C-C double bond oxidative cleavage plus a double allylic oxidation) were obtained by Rodewal and Jagodzinski for the oxidation of  $3\beta$ -acetoxy- $25,26,27$ -trinorlanost-8-en-24-oic acid methyl ester [149], and  $3\beta$ -acetoxy- $25,26,27$ -trinorlanost-8-en-25-ol [150] using the  $\text{RuO}_2(\text{cat.})/\text{NaIO}_4$  system.

In view of the  $\text{RuO}_4$  reactivity this result is difficult to be explained. It is interesting to note that the allylic oxidation occurs with sterically hindered, tetrasubstituted,  $\Delta^8$  and  $\Delta^{8(14)}$  double bonds. No other example of this type of reactivity has later been reported. However, ruthenium-catalyzed allylic oxidations of olefins to enones is a known transformation and various ruthenium reagents have been used [151]. For example, the use of ruthenium (III) chloride, in conjunction with *tert*-butyl hydroperoxide as stoichiometric oxidant, has been reported [151].

**Scheme 44.** Oxidation of  $5\alpha$ -cholest-8(14)-ene- $3\beta,7\alpha$ -diol diacetate with  $\text{RuO}_4$  [43].

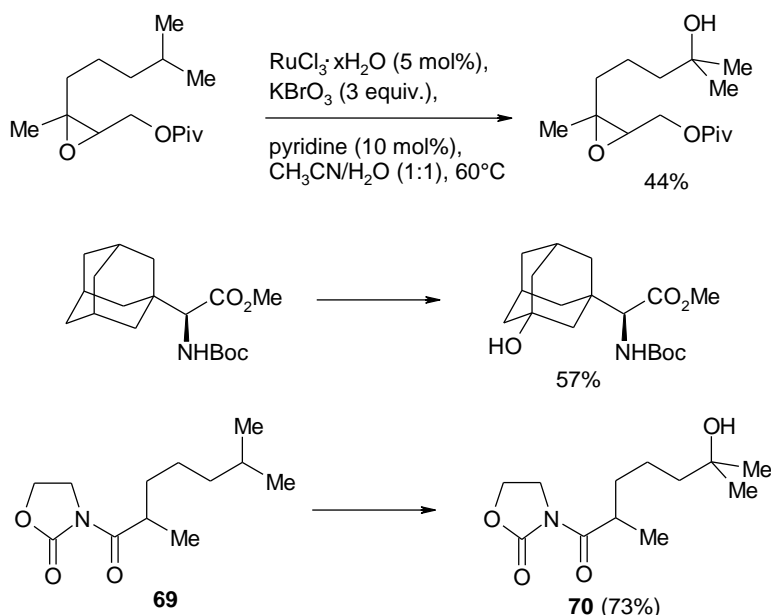
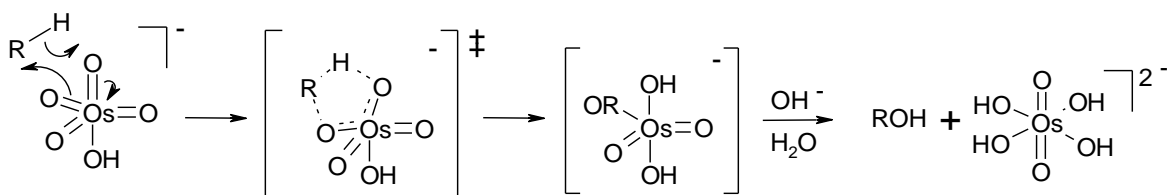


## 2.8. Oxidation of Alkanes

The oxidation of alkanes is a process of great industrial importance as well as biological relevance [152]. For the sake of completeness we will briefly mention this type of transformation here. The inherent non reactive nature of unactivated hydrocarbons makes it necessary to use strong oxidizing reagents to accomplish these oxidations and ruthenium tetroxide is one of these species. The RuO<sub>4</sub>-catalyzed oxidation of alkanes has mostly been independently addressed by Bakke [153–158] and Waegell [159–161] using the classical RuCl<sub>3</sub>(cat)/NaIO<sub>4</sub> system. The order of reactivity in these transformations is known to be CH>CH<sub>2</sub>>CH<sub>3</sub> and the oxidation takes preferentially place at the less hindered tertiary C-H bonds. On the other hand, the oxidation of various alkanes containing the cyclopropane ring showed that the oxidation of methylenes α to the cyclopropyl group takes place to give ketones [162]. When such a position is tertiary, and is part of a ring, cleavage of the ring occurs possibly through a hydroxylation/dehydration/cleavage sequence. Interestingly, in no case the cyclopropyl group is affected and it simply plays an activating role in these oxidations. Following the independent mechanistic proposals by Bakke and Waegell, Drees and Strassner [163] carried out theoretical studies that substantiated a [3+2] mechanism for the alkane oxidations that was in good agreement with experimental Bakke's results.

The most recent contribution on this topic is represented by the RuO<sub>4</sub>-catalysed selective hydroxylation of tertiary C-H bonds in a range of variously functionalised substances, developed by McNeill and Du Bois (Scheme 45) [164]. Although NaIO<sub>4</sub> had previously been reported to be the best reoxidant for the alkane oxidations [135], these authors developed a new procedure employing catalytic amounts of RuCl<sub>3</sub> and KBrO<sub>3</sub> as primary oxidant, in the presence of catalytic pyridine. The yields of the process were generally higher than 50%, with best yields obtained by using a 1:1 mixture of H<sub>2</sub>O/MeCN as solvent. The new protocol was tested for the oxidation of some substrates, in comparison with the protocols previously employed by Bakke and Waegell. A substantial improvement was observed and the presence of pyridine was also shown to be crucial for the process as lower yields resulted in its absence. Functional groups such as ester, epoxide, sulfone, unprotected tertiary alcohols, carbamate and sulfamate, were tolerant to these conditions. As previously observed, when multiple tertiary positions competed for oxidation, the hydroxylation occurred at the most electron-rich C-H bond that is at the site as remote as possible from the electron-withdrawing group. For example, a >20:1 ratio of isomeric alcohols, in favour of **70**, was obtained on oxidation of **69**.

More recently, Mayer and co-workers have shown that osmium tetroxide can oxidize alkanes both under stoichiometric and catalytic conditions, using periodate as co-oxidant [165]. The oxidation of a small number of alkanes was conducted at 85 °C and pH = 12.1 for 7 days. Isobutane gave *tert*-butyl alcohol, cyclopentane gave glutarate, cyclohexane gave a mixture of adipate and succinate, *cis*-decalin gave *cis*-9-decalinol. Although a radical mechanism could not be firmly ruled out [166], the collected data were in agreement with a concerted [3+2] mechanism (Scheme 46) similar to that proposed for related RuO<sub>4</sub> alkane oxidations and the proposed mechanism for H<sub>2</sub> oxidation by OsO<sub>4</sub> [167] in the presence of hydroxide. The reactive species is thought to be OsO<sub>4</sub>(OH)<sup>-</sup>.

**Scheme 45.** Ruthenium-catalyzed tertiary C-H bonds hydroxylation [164].**Scheme 46.** Proposed mechanism for the osmium tetroxide oxidation of alkanes [165].

Permanganate [168] and references therein] and oxochromium (VI) reagents such as chromyl acetate and chromyl chloride [169–172] are well-known to oxidize alkanes. The above examples and literature data indicate that the  $\text{RuO}_4$ -catalyzed process has the greatest synthetic potential both for regioselectivity and effectiveness reasons.

### 3. Perruthenate Chemistry

#### 3.1. An Overview of the Previous Work

Tetrapropylammonium perruthenate was introduced by Griffith and Ley in 1987 [173]. Since then it has been used in catalytic amounts, in combination with *N*-methylmorpholine *N*-oxide (NMO) as co-oxidant, for the mild oxidation of a wide range of primary and secondary alcohols to carbonyl compounds [174–176]. Many functional and protecting groups are unaffected under these conditions. More recently, NaOCl has been employed as co-oxidant [177,178] for the oxidation of secondary alcohols under biphasic (methyl *tert*-butyl ether/water or EtOAc/water mixtures) and buffered conditions (pH 9.5). The TPAP/ $\text{O}_2$  pair has also been used [75,179–181] as a green oxidizing system and many efforts have been directed towards the development of effective aerobic oxidations. A polymer-supported perruthenate (PSP) system was developed by Ley and co-workers [181,182] and used to oxidize alcohols using oxygen as a stoichiometric oxidant [183]. However, it was later shown that this PSP reagent was difficult to recycle and other supports were investigated by the same group.

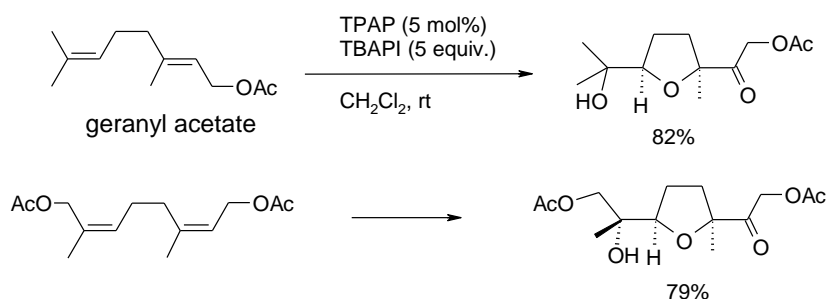
These studies led to develop a more efficient heterogeneous TPAP-based catalyst [184] by immobilizing perruthenate on the internal surface of MCM-41, a mesoporous siliceous material, that was once again used to cleanly oxidize alcohols with molecular oxygen. Similarly, Pagliaro and Ciriminna prepared an organic modified silica, referred to as ormosil, doped with TPAP, through the sol-gel process, that was used for the aerobic oxidation [185,186] of alcohols or using H<sub>2</sub>O<sub>2</sub> [187]. The same group [188] and others [189] developed aerobic alcohol oxidation procedures in supercritical CO<sub>2</sub> by using silica-supported ionic liquid doped with perruthenate. Recently, some aspects of the perruthenate chemistry, including PSP chemistry, has been reviewed by Pagliaro and co-workers [75,190].

The TPAP/NMO system has also been used to oxidize functional groups other than alcohols. Thus, secondary amines were oxidized to imines [191], *N,N*-disubstituted hydroxylamines to nitrones [192], 1,4-dihydropyridines to pyridines [193], 1,2,4-triazenes to triazoles [194], while pyrrolidinones could be obtained starting from aminoalcohols [195]. A protocol for the direct conversion of alkenes to carbonyl compounds *via* alkylborane intermediates was also developed [196]. TPAP was also used as a catalyst in an efficient isomerization of allylic alcohols into the corresponding saturated carbonyl compounds [197], in the presence of 2-undecanol as a sacrificial alcohol additive. In this case it was postulated that a Ru(III) species is generated from perruthenate by oxidation of the saturated alcohol, that then enters the catalytic cycle. In the present account we will essentially focus on some transformations, recently appeared in the literature, that lends themselves to interesting synthetic applications.

### 3.2. Formation of THF-Diols from 5,6-Dihydroxyalkenes

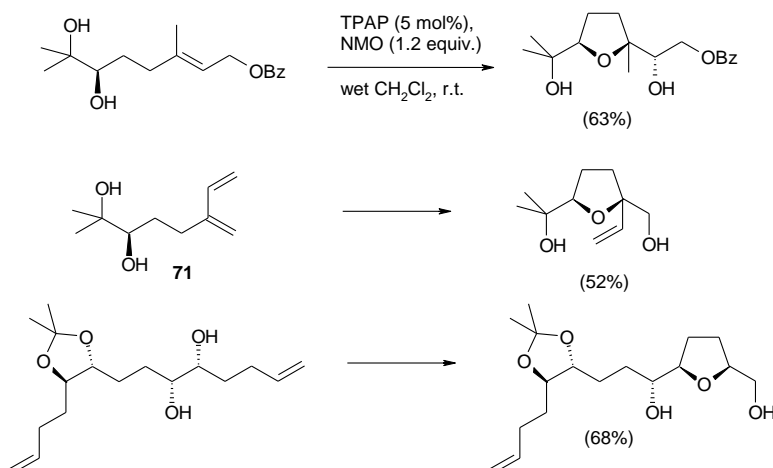
Although double bonds and polyenes are normally unaffected by TPAP-catalyzed oxidations, some years ago Piccialli and Caserta observed that 1,5-dienes were stereoselectively transformed into 2,5-disubstituted *cis*-tetrahydrofurans (Scheme 47) by using catalytic amounts of TPAP in the presence of both NMO or tetrabutylammonium periodate (TBAPI) [111]. The process is similar to the oxidative cyclization of 1,5-dienes catalyzed by other metal-oxo species previously developed [72].

**Scheme 47.** Selected examples of TPAP-catalyzed oxidative cyclization of 1,5-dienes [111].

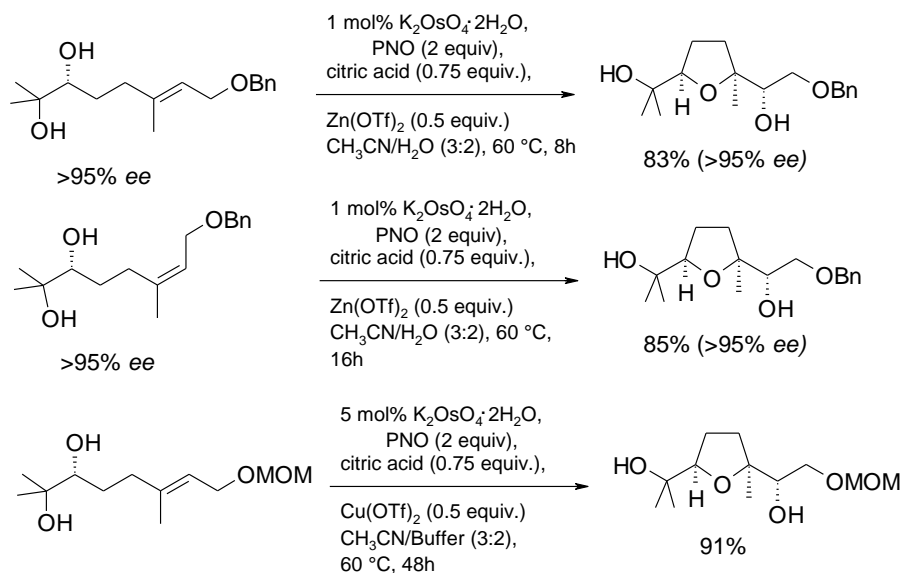


In a related study Cheng and Stark [198] recently discovered that the TPAP(cat.)/NMO system can induce the oxidative cyclization of 5,6-dihydroxyalkenes to THF diols. Enantiomerically pure 5,6-dihydroxy olefins were cyclized to enantiomerically pure THF-diols in high diastereo- and enantiopurity (d.r. >95:5; e.r. 88:12 to > 99:1) with complete stereochemical transfer. The yields were generally good and a range of substrates was screened. Some representative examples are shown in Scheme 48. Only double bonds suitably positioned to form a THF ring were reactive. In fact, cyclization of diene **71** demonstrates that formation of the THF ring is favoured over the THP ring that, in principle, could also be generated [54,63].

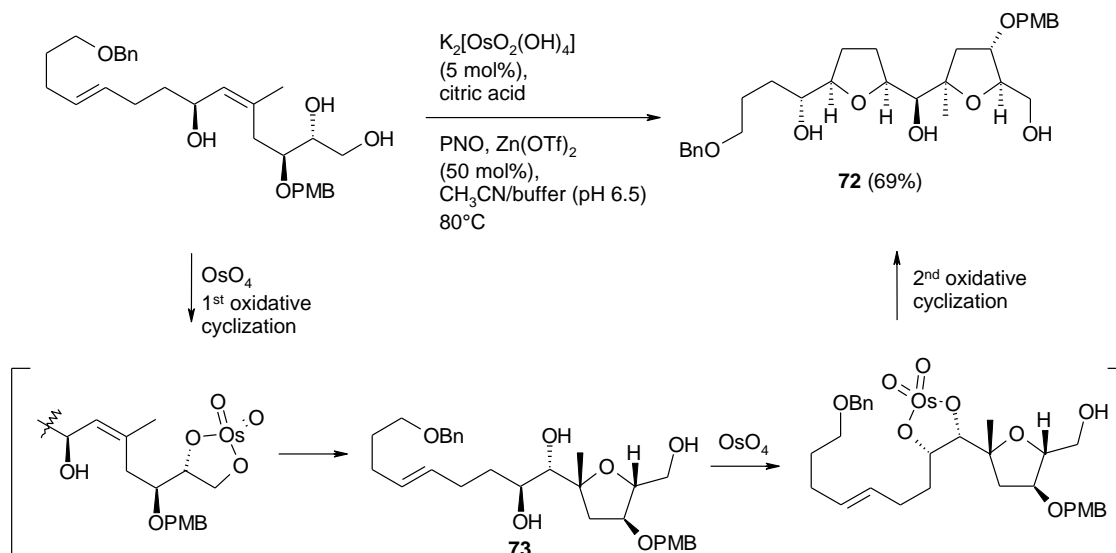


**Scheme 48.** TPAP-catalyzed oxidative cyclization of 5,6-dihydroxy olefins [198].

The above process is analogous to the osmium tetroxide-catalyzed oxidative cyclization of 5,6-dihydroxyalkenes discovered by Donohoe and Butterworth [199]. After various improvements carried out in the Donohoe's group [200,201], this methodology has become a valuable tool for the enantioselective construction of THF rings (Scheme 49). The synthesis of various biologically active natural products, such as the annonaceous acetogenins (+)-*cis*-solamin, (+)-*cis*-sylvaticin, and (+)-sylvaticin, (–)-neodysiherbaine [100], and more recently the ABC ring system of pectenotoxin-4 [202] (Scheme 50), has been accomplished by the same group. As for this latter target, the method allowed the one-pot construction of the bis-THF synthetic intermediate **72** through a cascade oxidative cyclization step, further disclosing the synthetic relevance of this methodology and expanding its applicability. The first cyclization delivers a diol system (**73**, Scheme 50) that is appropriately placed relative to the second double bond to allow the second cyclization to take place. It is not known whether this intermediate is actually formed or the entire process proceeds with translocation of the same osmium atom on to the newly generated diol.

**Scheme 49.** OsO<sub>4</sub>-catalyzed oxidative cyclization of 5,6-dihydroxy olefins under improved Donohoe's conditions [199–201].

**Scheme 50.** One-pot double oxidative cyclization in the synthesis of the ABC ring system of pectenotoxin-4 [202].



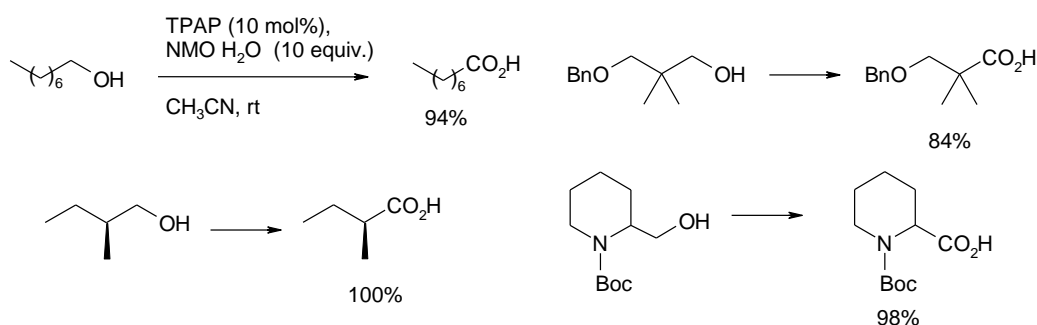
A similar process can be carried out with chromium trioxide and PCC. Discovered by Casida and coworkers [203] and later studied by Walba and Stoudt [204] it has rarely been used in synthesis probably due to the moderate yields (40%–50%). Corey and Ha [205] employed this process to obtain a chiral THF diol fragment to be used in the synthesis of venustatriol.

At the moment, the osmium-catalyzed process is the most effective one to induce the cyclization of 5,6-dihydroxyalkenes.

### 3.3. Other TPAP-Catalyzed Oxidations

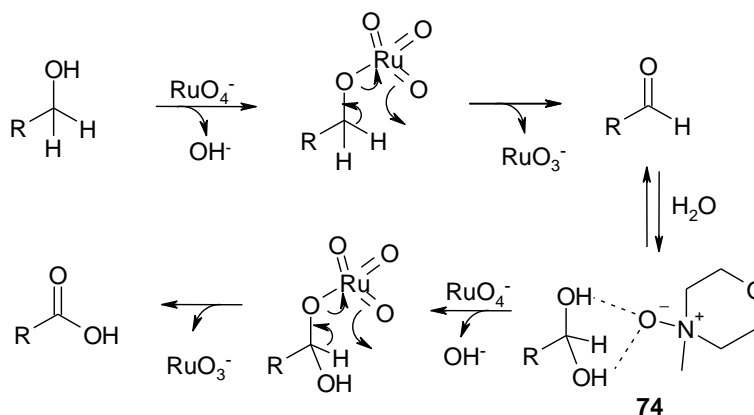
Although TPAP is usually used to oxidize primary alcohols to aldehydes, Stark and co-workers have recently developed an efficient oxidation procedure for the direct conversion of primary alcohols into carboxylic acids using catalytic amounts of TPAP in the presence of NMO·H<sub>2</sub>O [206]. It was postulated that the latter plays a dual role: stabilization of the aldehyde hydrate intermediate while acting as a co-oxidant to regenerate the active Ru(VII) catalyst. For this purpose it was found that 10 equiv. of NMO·H<sub>2</sub>O were required. A range of primary alcohols were oxidized leading to carboxylic acids in good to excellent yields in short reaction times (Scheme 51). Several functionalities are unaffected and  $\alpha$  and  $\beta$ -stereocentres remain intact as well.

**Scheme 51.** TPAP-catalyzed oxidation of primary alcohols to carboxylic acids [206].



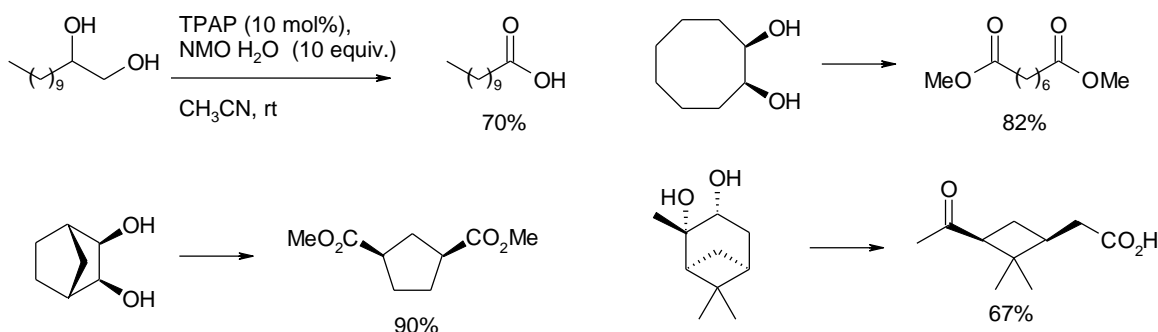
The proposed mechanism is shown in scheme 52. The oxidation to the aldehyde intermediate proceeds in the usual way [71]. The aldehyde is then hydrated and the hydrate form is stabilized by interaction with NMO to give species **74**. The latter is engaged into a Ru(VII) ester-formation step with perruthenate. Hydrogen transfer to the oxo-ruthenium moiety then follows to deliver the carboxylic acid.

**Scheme 52.** Proposed mechanism for the TPAP-catalyzed oxidation of primary alcohols to carboxylic acids [206].



The same oxidizing system was employed by Stark and co-workers to accomplish the direct oxidative cleavage of 1,2-diols to carboxylic acids or diacids [207]. Previously the TPAP-catalyzed oxidative cleavage of *vic*-diols to dialdehydes had been observed in some instances [208]. Since normally the above transformation requires two successive oxidizing steps (oxidative cleavage of the 1,2-diol and aldehyde oxidation), the added value of this method resides in the one-step accomplishment of the transformation. Selected examples of the new transformation are shown in Scheme 53. Some of the products were isolated as methyl esters.

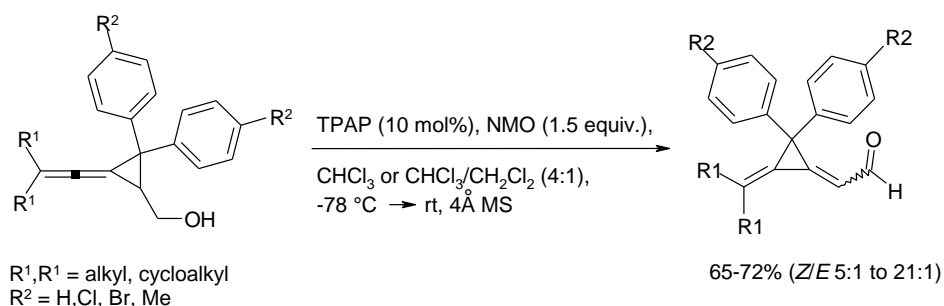
**Scheme 53.** TPAP-catalyzed oxidative cleavage of 1,2-diols to carboxylic (di)acids [207].



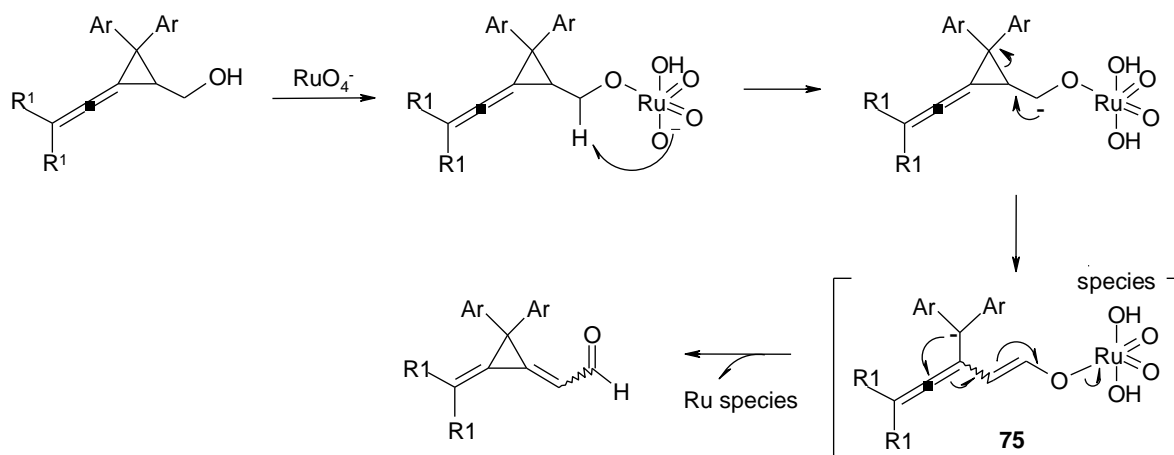
Recently, a unique oxidation/isomerisation of vinylidenecyclopropanes to dimethylenecyclopropanes using the system TPAP(cat.)/NMO has been discovered [209] (Scheme 54). The process proceeds with moderate to good yields. Other oxidants tested for the transformation gave complex mixtures or lower yields. Optimization of the process showed that chloroform or chloroform/CH<sub>2</sub>Cl<sub>2</sub> mixtures were the best solvents at low temperature. The process works well for various *gem*-aryl-disubstituted cyclopropanes. The proposed mechanism is shown in Scheme 55. The sequence begins with the usual

ester formation. Hydrogen transfer to the oxo-ruthenium portion then induces the cyclopropane ring opening to give intermediate **75** that recyclizes to give the final product. The proposed mechanism also explains the formation of minor amounts of the *E* isomer.

**Scheme 54.** Oxidation/isomerization of vinylidenecyclopropanes with TPAP(cat.)/NMO [209].



**Scheme 55.** Proposed mechanism for the oxidation/isomerization of vinylidenecyclopropanes.



## 4. Conclusions

In conclusion, ruthenium tetroxide chemistry has further been developed in the last years. The most part of the recent work has been carried out on unsaturated substrates, and in particular on alkenes. Some processes have been satisfactorily improved. For example,  $\text{RuO}_4$  is more and more emerging as a useful alternative to osmium tetroxide in the dihydroxylation of alkenes filling the lack of, or the insufficient, reactivity shown by the latter on some substrates. Most of the protecting groups used in organic synthesis are tolerant to the employed reaction conditions and stereogenic centres, even adjacent to the reacting functional group, are generally unaffected. The reactions are fast and the differential reactivity of various functional groups [71] allows for the selective oxidation of only one of the diverse functionalities present, even avoiding, in some cases, protection/deprotection steps. A major limitation of the ruthenium tetroxide chemistry is currently represented by the impossibility of using asymmetric versions of the reactions catalyzed by this oxidant due to the strong oxidizing power of  $\text{RuO}_4$  that appears to be incompatible with the use of most of the known chiral ligands. Nonetheless, auxiliary-based diastereoselective alkene dihydroxylation procedures have been developed. On the other hand, perruthenate chemistry has also expanded further. New TPAP reactions have been

discovered that enlarge the previously known TPAP reactivity. TPAP-catalyzed aerobic oxidations are a still developing research area and is presumable that further advances towards green processes will be realized in the future. An overview of some of important oxidative transformations mediated by other metal-oxo species, strictly related to RuO<sub>4</sub> oxidation processes, has also been presented.

### Conflicts of Interest

The author declares no conflict of interest.

### References and Notes

1. Schroder, M. Osmium tetroxide *cis* hydroxylation of unsaturated substrates. *Chem. Rev.* **1980**, *80*, 187–213.
2. Muñiz, K. Imido-osmium(VIII) compounds in organic synthesis: Aminohydroxylation and diamination reactions. *Chem. Soc. Rev.* **2004**, *33*, 166–174.
3. Dash, S.; Patel, S.; Mishra, B.K. Oxidation by permanganate: synthetic and mechanistic aspects. *Tetrahedron* **2009**, *65*, 707–739.
4. Singh, N.; Lee, D.G. Permanganate: A green and versatile industrial oxidant. *Org. Process Res. Dev.* **2001**, *5*, 599–603.
5. Fatiadi, A.J. The classical permanganate ion: still a novel oxidant in organic chemistry. *Synthesis* **1987**, 85–127.
6. Kühn, F.E.; Scherbaum, A.; Herrmann, W.A. Methyltrioxorhenium and its applications in olefin oxidation, metathesis and aldehyde olefination. *J. Organomet. Chem.* **2004**, *689*, 4149–4164.
7. Herrmann, W.A.; Rost, A.M.J.; Mitterpleininger, J.K.M.; Szesni, N.; Sturm, S.; Fischer, R.W.; Kühn, F.E. A cheap, efficient, and environmentally benign synthesis of the versatile catalyst methyltrioxorhenium (MTO). *Angew. Chem. Int. Ed.* **2007**, *46*, 7301–7303.
8. Piancatelli, G.; Scettri, A.; D'Auria, M. Pyridinium chlorochromate: A versatile oxidant in organic synthesis. *Synthesis* **1982**, 245–258.
9. Mijs, W.J., De Jonge, C.R.H.I., Eds. *Organic Syntheses by Oxidation with Metal Compounds*; Plenum Press: New York, NY, USA, 1986.
10. Baeckvall, J.-E., Ed. *Modern Oxidation Methods*, 2nd ed.; Wiley-VCH: Weinheim, Germany, 2010.
11. Lee, D.G.; van den Hengh, M. The oxidation of organic compounds by RuO<sub>4</sub>. In *Oxidation in Organic Chemistry*; Trahanovsky, W.S., Ed.; Academic Press: New York, NY, USA, 1973; Volume 5, pp. 177–227.
12. Haines, A.H., Ed. *Methods for the Oxidation of Organic Compounds: alkanes, alkenes, alkynes and arenes*; Academic Press: London, UK, 1985.
13. Haines, A.H., Ed. *Methods for the Oxidation of Organic Compounds: alcohols, alcohol derivatives, alkyl halides, nitroalkanes, alkyl azides, carbonyl compounds, hydroxyarenes and aminoarenes*; Academic Press: London, UK, 1988.
14. Courtney, J.L. Ruthenium tetroxide oxidations. In *Organic Syntheses by Oxidation with Metal Compounds*; Mijs, W.J., De Jonge, C.R.H.I., Eds.; Plenum Press: New York, NY, USA, 1986; pp. 445–467.

15. Murahashi, S.-I.; Komiya, N. Ruthenium-catalyzed oxidation for organic synthesis. In *Modern Oxidation Methods*, 2nd ed.; Baekvall, J.-E., Ed.; Wiley-VCH: Weinheim, Germany, 2010; pp. 241–275.
16. Djerassi, C.; Engle, R.R. Oxidations with ruthenium tetroxide. *J. Am. Chem. Soc.* **1953**, *75*, 3838–3840.
17. Berkowitz, L.M.; Rylander, P.N. Use of ruthenium tetroxide as a multi-purpose oxidant. *J. Am. Chem. Soc.* **1958**, *80*, 6682–6684.
18. Wolfe, S.; Hasan, S.K.; Campbell, J.R. Ruthenium trichloride-catalyzed hypochlorite oxidation of organic compounds. *Chem. Commun.* **1970**, 1420–1421 and references therein.
19. Charlsen, P.H.J.; Katsuki, T.; Martin, V.S.; Sharpless, K.B. A greatly improved procedure for ruthenium tetroxide catalyzed oxidations of organic compounds. *J. Org. Chem.* **1981**, *46*, 3936–3938.
20. Rossiter, B.E.; Katsuki, T.; Sharpless, K.B. Asymmetric epoxidation provides shortest routes to four chiral epoxy alcohols which are key intermediates in syntheses of methymycin, erythromycin, leukotriene C-1, and disparlure. *J. Am. Chem. Soc.* **1981**, *103*, 464–465.
21. Kasai, M.; Ziffer, H. On the absolute stereochemistries of (–)-benzocyclohepten-3-ol, (–)-2,3,4,5-tetrahydro-1-benzoxepin-5-ol, and (–)-benzocycloocten-3-ol. *J. Org. Chem.* **1983**, *48*, 712–715.
22. Kasai, M.; Ziffer, H. Ruthenium tetroxide catalyzed oxidations of aromatic and heteroaromatic rings. *J. Org. Chem.* **1983**, *48*, 2346–2349.
23. Schuda, P.F.; Cichowicz, M.B.; Heimann, M.R. A facile method for the oxidative removal of benzyl ethers: the oxidation of benzyl ethers to benzoates by ruthenium tetraoxide. *Tetrahedron Lett.* **1983**, *24*, 3829–3830.
24. Chong, J.M.; Sharpless, K.B. Nucleophilic openings of 2,3-epoxy acids and amides mediated by  $Ti(O-i-Pr)_4$ . Reliable C-3 selectivity. *J. Org. Chem.* **1985**, *50*, 1560–1563.
25. Webster, F.X.; Rivas-Enterrios, J.; Silverstein, R.M. Synthesis of diacids and keto acids by ruthenium tetraoxide catalyzed oxidation of cyclic allylic alcohols and  $\alpha,\beta$ -unsaturated ketones. *J. Org. Chem.* **1987**, *52*, 689–691.
26. Adam, G.; Zibuck, R.; Seebach, D. Total synthesis of (+)-gloeosporone: assignment of absolute configuration. *J. Am. Chem. Soc.* **1987**, *109*, 6176–6177.
27. Martin, V.S.; Nuñez, M.T.; Tonn, C.E. Easy and general method to synthesize chiral 2-hydroxyacid benzoates. *Tetrahedron Lett.* **1988**, *29*, 2701–2702.
28. Kobayashi, Y.; Kusakabe, M.; Kitano, Y.; Sato, F. Preparation of optically active 2-furylcarbinols by kinetic resolution using the Sharpless reagent. *J. Org. Chem.* **1988**, *53*, 1586–1587.
29. Zibuck, R.; Seebach, D. The preparation of 1,2-diketones from acetylenes. *Helv. Chim. Acta* **1988**, *71*, 237–240.
30. Gao, Y.; Sharpless, K.B. Vicinal diol cyclic sulfates: like epoxides only more reactive. *J. Am. Chem. Soc.* **1988**, *110*, 7538–7538.
31. Caron, M.; Carlier, P.R.; Sharpless, K.B. Regioselective azide opening of 2,3-epoxy alcohols by  $[Ti(O-i-Pr)_2(N_3)_2]$ : synthesis of  $\alpha$ -amino acids. *J. Org. Chem.* **1988**, *53*, 5185–5187.

32. Nuñez, M.T.; Martin, V.S. Efficient oxidation of phenyl groups to carboxylic acids with ruthenium tetroxide. A simple synthesis of (R)- $\gamma$ -caprolactone, the pheromone of *Trogoderma granarium*. *J. Org. Chem.* **1990**, *55*, 1928–1932.
33. Baumer, U.-S.; Schäfer, H.J. Cleavage of olefinic double bonds by mediated anodic oxidation. *Electrochim. Acta* **2003**, *48*, 489–495.
34. Cornely, J.; Su Ham, L.M.; Meade, D.E.; Dragojlovic, V. Dimethyl carbonate-water: An environmentally friendly solvent system for ruthenium tetroxide oxidations. *Green Chem.* **2003**, *5*, 34–37.
35. Zimmermann, F.; Meux, E.; Mieloszynski, J.-L.; Lecuire, J.-M.; Oget, N. Ruthenium catalysed oxidation without CCl<sub>4</sub> of oleic acid, other monoenic fatty acids and alkenes. *Tetrahedron Lett.* **2005**, *46*, 3201–3203.
36. Rup, S.; Zimmermann, F.; Meux, E.; Schneider, M.; Sindt, M.; Oget, N. The ultrasound-assisted oxidative scission of monoenic fatty acids by ruthenium tetroxide catalysis: Influence of the mixture of solvents. *Ultrason. Sonochem.* **2009**, *16*, 266–272.
37. Yang, D.; Zhang, C. Ruthenium-catalyzed oxidative cleavage of olefins to aldehydes. *J. Org. Chem.* **2001**, *66*, 4814–4818.
38. Gopal, H.; Gordon, A.J. Ruthenium tetroxide oxidation of alkynes. A new one step synthesis of  $\alpha$ -diketones. *Tetrahedron Lett.* **1971**, *12*, 2941–2944.
39. Mukai, C.; Miyakawa, M.; Hanaoka, M. A highly stereoselective synthesis of the *N*-terminal aminoacid analogue of nikkomycin B and Bx. *Synlett* **1994**, 165–166.
40. Griffith, W.P.; Shoair, A.G.; Suriaatmaja, M. Ruthenium-catalysed cleavage of alkenes and alkynes to carboxylic acids. *Synth. Commun.* **2000**, *30*, 3091–3095.
41. Yang, D.; Chen, F.; Dong, Z.-M.; Zhang, D.-W. Ruthenium-catalyzed oxidative cleavage of alkynes to carboxylic acids. *J. Org. Chem.* **2004**, *69*, 2221–2223.
42. Sharpless, K.B.; Akashi, K. Osmium-catalyzed vicinal hydroxylation of olefins by *tert*-butyl hydroperoxide under alkaline conditions. *J. Am. Chem. Soc.* **1976**, *98*, 1986–1987.
43. Piccialli, V.; Smaldone, D.M.A.; Sica, D. Studies towards the synthesis of polyoxygenated steroids. Reaction of some tri- and tetrasubstituted monoene steroids with RuO<sub>4</sub>. *Tetrahedron* **1993**, *49*, 4211–4228.
44. Albarella, L.; Piccialli, V.; Smaldone, S.; Sica, D. Ruthenium tetroxide oxidation of alkenes. Part 7: A more complete picture. *J. Chem. Res. (S)* **1996**, 400–401.
45. Notaro, G.; Piccialli, V.; Sica, D.; Smaldone, D. Studies towards the synthesis of polyoxygenated steroids. Reaction of 7,9(11)-diene steroids with RuO<sub>4</sub>. *Tetrahedron* **1994**, *50*, 4835–4852.
46. Piccialli, V.; Sica, D.; Smaldone, D. Reaction of 7-dehydrocholesteryl acetate with RuO<sub>4</sub>. First isolation of a cyclic ruthenium (VI) diester. *Tetrahedron Lett.* **1994**, *35*, 7093–7096.
47. Shing, T.K.M.; Tai, V.W.-F.; Tam, E.K.W. Practical and rapid vicinal hydroxylation of alkenes by catalytic ruthenium tetroxide. *Angew. Chem. Int. Ed.* **1994**, *33*, 2312–2313.
48. Shing, T.K.M.; Tam, E.K.W.; Tai, V.W.-F.; Chung, I.H.F.; Jiang, Q. Ruthenium-catalyzed *cis*-dihydroxylation of alkenes: scope and limitations. *Chem. Eur. J.* **1996**, *2*, 50–57. These authors erroneously reported (see Scheme 2 in this publication) that the best yields of diols obtained in our investigation (see Piccialli *et al.*, ref. 43) was 32% and was relevant to the oxidation of cholesteryl acetate. Actually, we obtained yields of the diol products in the range

55%–80% for the tested steroids embodying trisubstituted double bonds by conducting the process in carbon tetrachloride. In most of the substrates we tested, the yields are in line with those later reported by these authors for the dihydroxylation of cyclohexene derivatives embodying trisubstituted double bonds.

49. Shing, T.K.M.; Tam, E.K.W. Solvent effect on ruthenium catalyzed dihydroxylation. *Tetrahedron Lett.* **1999**, *40*, 2179–2180.
50. Plietker, B.; Niggemann, M. An improved protocol for the RuO<sub>4</sub>-catalyzed dihydroxylation of olefins. *Org. Lett.* **2003**, *5*, 3353–3356.
51. Plietker, B.; Niggemann, M. RuCl<sub>3</sub>/CeCl<sub>3</sub>/NaIO<sub>4</sub>: A new bimetallic oxidation system for the mild and efficient dihydroxylation of unreactive olefins. *J. Org. Chem.* **2005**, *70*, 2402–2405.
52. Piccialli, V.; Cavallo, N. Improved RuO<sub>4</sub>-catalyzed oxidative cyclization of geraniol-type 1,5-dienes to *cis*-2,5-bis(hydroxymethyl)-tetrahydrofuryldiols. *Tetrahedron Lett.* **2001**, *42*, 4695–4699.
53. Albarella, L.; Musumeci, D.; Sica, D. Reaction of RuO<sub>4</sub> with carbon-carbon double bonds, part 9. Reaction of 1,5-dienes with ruthenium tetroxide: Stereoselective synthesis of tetrahydrofuryldiols. *Eur. J. Org. Chem.* **2001**, 997–1003.
54. Piccialli, V. RuO<sub>4</sub>-catalysed oxidative cyclization of 1,6-dienes to *trans*-2,6-bis(hydroxymethyl)-tetrahydropyrans. A novel stereoselective process. *Tetrahedron Lett.* **2000**, *48*, 3731–3733.
55. Piccialli, V.; Borbone, N.; Oliviero, G. Ruthenium-catalyzed oxidative cyclization of 1,7-dienes. A novel diastereoselective synthesis of 2,7-disubstituted *trans*-oxepane diols. *Tetrahedron Lett.* **2007**, *48*, 5131–5135.
56. Centore, R.; Piccialli, V.; Tuzi, A. *Rac*-2,7-bis(2-hydroxy-2-propyl)-*trans*-oxepane. *Acta Cryst.* **2007**, *E63*, o2907–o2908.
57. Bifulco, G.; Caserta, T.; Gomez-Paloma, G.; Piccialli, V. RuO<sub>4</sub>-promoted *syn*-oxidative polycyclization of isoprenoid polyenes: a new stereoselective cascade process. *Tetrahedron Lett.* **2002**, *43*, 9265–9269.
58. Bifulco, G.; Caserta, T.; Gomez-Paloma, L.; Piccialli, V. RuO<sub>4</sub>-promoted oxidative polycyclization of isoprenoid polyenes. A further insight into the stereochemistry of the process. *Tetrahedron Lett.* **2003**, *44*, 5499–5503.
59. Caserta, T.; Piccialli, V.; Gomez-Paloma, L.; Bifulco, G. RuO<sub>4</sub>-catalyzed oxidative cyclization of squalene. Determination of the configuration of the penta-tetrahydrofuryl diol product. *Tetrahedron* **2005**, *61*, 927–939.
60. Piccialli, V.; Caserta, C.; Caruso, L.; Gomez-Paloma, L.; Bifulco, G. RuO<sub>4</sub>-mediated oxidative polycyclization of linear polyenes. A new approach to the synthesis of the bis-THF diol core of antitumour *cis-cis* adjacent bis-THF annonaceous acetogenins. *Tetrahedron* **2006**, *62*, 10989–11007.
61. Roth, S.; Göhler, S.; Cheng, H.; Stark, C.B.W. A highly efficient procedure for ruthenium tetroxide catalyzed oxidative cyclization of 1,5-dienes. *Eur. J. Org. Chem.* **2005**, 4109–4118.
62. Göhler, S.; Roth, S.; Cheng, H.; Göksel, H.; Rupp, A.; Haustedt, L.O.; Stark, C.B.W. Multigram synthesis of diastereomerically pure tetrahydrofuran-diols. *Synthesis* **2007**, *17*, 2751–2754.
63. Roth, S.; Stark, C.B.W. Efficient oxidative cyclization of 1,6-dienes: A highly diastereoselective entry to substituted tetrahydropyrans. *Angew. Chem. Int. Ed.* **2006**, *45*, 6218–6221.
64. Plietker, B. RuO<sub>4</sub>-catalyzed ketohydroxylation of olefins. *J. Org. Chem.* **2003**, *68*, 7123–7125.



65. Plietker, B. RuO<sub>4</sub>-catalyzed ketohydroxylation. Part 1. Development, scope, and limitation. *J. Org. Chem.* **2004**, *69*, 8287–8296.
66. Plietker, B. The RuO<sub>4</sub>-catalyzed ketohydroxylation, Part II: A regio-, chemo- and stereoselectivity study. *Eur. J. Org. Chem.* **2005**, 1919–1929.
67. Plietker, B. New oxidative pathways for the synthesis of  $\alpha$ -hydroxyketones, the  $\alpha$ -hydroxylation and ketohydroxylation. *Tetrahedron* **2005**, *16*, 3453–3459.
68. Plietker, B. Alkenes as ketol surrogates-A new approach toward enantiopure acyloins. *Org. Lett.* **2003**, *6*, 289–291.
69. Albarella, L.; Giordano, F.; Lasalvia, M.; Piccialli, V.; Sica, D. Evidence for the existence of a cyclic ruthenium(VI) diester as an intermediate in the oxidative scission of (–)- $\alpha$ -pinene with RuO<sub>4</sub>. *Tetrahedron Lett.* **1995**, *36*, 5267–5270.
70. Plietker, B.; Niggemann, M. The RuO<sub>4</sub>-catalysed dihydroxylation, ketohydroxylation and mono-oxidation- novel oxidation reactions for the synthesis of diols and  $\alpha$ -hydroxy ketones. *Org. Biomol. Chem.* **2004**, *2*, 2403–2407.
71. Plietker, B. Selectivity versus reactivity. Recent advances in RuO<sub>4</sub>-catalyzed oxidations. *Synthesis* **2005**, *15*, 2453–2472.
72. Piccialli, V. Oxidative cyclization of dienes and polyenes mediated by transition-metal-oxo species. *Synthesis* **2007**, *17*, 2585–2607.
73. Lee, A.W.M.; Chan, W.H.; Yuen, W.H.; Xia, P.F.; Wong, W.Y. Ruthenium catalyzed asymmetric dihydroxylation with sultams as chiral auxiliaries. *Tetrahedron: Asymmetry* **1999**, *10*, 1421–1424.
74. Neisius N.M.; Plietker, B. Diastereoselective Ru-catalyzed cross-methathesis-dihydroxylation sequence. An efficient approach toward enantiomerically enriched *syn*-diols. *J. Org. Chem.* **2008**, *73*, 3218–3227.
75. Pagliaro, M.; Campestrini, S.; Criminna, R. Ru-based oxidation catalysis. *Chem. Soc. Rev.* **2005**, *34*, 837–845.
76. Zhou, M.; Crabtree, R.H. C-H oxidation by platinum group metal oxo or peroxo species. *Chem. Soc. Rev.* **2011**, *40*, 1875–1884.
77. Bataille, J.R.; Donohoe, T.J. Osmium-free direct *syn*-dihydroxylation of alkenes. *Chem. Soc. Rev.* **2011**, *40*, 114–128.
78. Sperry, S. The oxidation of amides to imides: A powerful synthetic transformation. *Synthesis* **2011**, *22*, 3569–3580.
79. Piccialli, V.; Zaccaria, S.; Borbone, N.; Oliviero, G.; D'Errico, S.; Hemminki, A.; Cerullo, V.; Romano, V.; Tuzi, A.; Centore, R. Discovery of a novel one-step RuO<sub>4</sub>-catalysed tandem oxidative polycyclization/double spiroketalization process. Access to a new type of polyether bis-spiroketal compound displaying antitumour activity. *Tetrahedron* **2010**, *66*, 9370–9378.
80. Beligny, S.; Eibauer, S.; Maechling, S.; Blechert, S. Sequential catalysis: A metathesis/dihydroxylation sequence. *Angew. Chem. Int. Ed.* **2006**, *45*, 1900–1903.
81. Sholte, A.A.; An, M.H.; Snapper, M.L. Ruthenium-catalyzed tandem olefin methathesis-oxidations. *Org. Lett.* **2006**, *8*, 4759–4762.
82. Malik, M.; Witkowsky, G.; Ceborska, M.; Jarosz, S. Synthesis of polyhydroxylated quinolizidines and azaspiro[4.5]decanes from D-xylose. *Org. Lett.* **2013**, *15*, 6214–6217.

83. Kolb, H.C.; VanNieuwenhze, M.S.; Sharpless, K.B. Catalytic asymmetric dihydroxylation. *Chem. Rev.* **1994**, *94*, 2483–2547.
84. Niggemann, M.; Jelonek, A.; Biber, N.; Wuchrer, M.; Plietker, B. A general, iterative, and modular approach toward carbohydrate libraries based on ruthenium-catalyzed oxidative cyclizations. *J. Org. Chem.* **2008**, *73*, 7028–7036.
85. Yamaguchi, K.; Mizuno, N. Scope, kinetics, and mechanistic aspects of aerobic oxidations catalyzed by ruthenium supported on alumina. *Chem. Eur. J.* **2003**, *9*, 4353–4361.
86. Tiwari, P.; Misra, A.K. An efficient stereoselective dihydroxylation of glicals using a bimetallic system, RuCl<sub>3</sub>/CeCl<sub>3</sub>/NaIO<sub>4</sub>. *J. Org. Chem.* **2006**, *71*, 2911–2913.
87. John Pal, A.P.; Gupta, P.; Reddy, Y.S.; Vankar, Y.D. Synthesis of fused oxa-aza spiro sugars from D-glucose-derived  $\delta$ -lactone as glycosidase inhibitors. *Eur. J. Org. Chem.* **2010**, 6957–6966.
88. Takamura, H.; Tsuda, K.; Kawakubo, Y.; Kadota, I.; Uemura, D. Stereoselective synthesis of the C94-C104 fragment of symbiodinolide. *Tetrahedron Lett.* **2012**, *53*, 4317–4319.
89. Isaka, N.; Tamyia, M.; Hasegawa, A.; Ishiguro, M. A concise total synthesis of the non-peptide bradykinin B1 receptor antagonist velutinol A. *Eur. J. Org. Chem.* **2012**, 665–668.
90. Adachi, S.; Watanabe, K.; Iwata, Y.; Kameda, S.; Miyaoka, Y.; Onozuka, M.; Mitsui, R.; Saikawa, Y.; Nakata, M. Total syntheses of lactonamycin and lactonamycin Z with late-stage A-ring formation and glycosylation. *Angew. Chem. Int. Ed.* **2013**, *52*, 2087–2091.
91. Furstner, A.; Wuchrer, M. Concise approach to the “higher sugar” core of the nucleoside antibiotic hikizimycin. *Chem. Eur. J. Chem.* **2006**, *12*, 76–89.
92. Tao, Z.L.; Zhang, W.-Q.; Chen, D.-F.; Adele, A.; Gong, L.-Z. Pd-catalyzed asymmetric allylic alkylation of pyrazol-5-ones with allylic alcohols: the role of the chiral phosphoric acid in C-O bond cleavage and stereocontrol. *J. Am. Chem. Soc.* **2013**, *135*, 9255–9258.
93. Kawamoto, H.; Ohmori, Y.; Maekawa, M.; Shimada, M.; Mano, N.; Iida, T. An efficient synthesis of 4 $\alpha$ - and 4 $\beta$ -hydroxy-7-dehydrocholesterol, biomarkers for patients with and animal models of the Smith-Lemli-Opitz syndrome. *Chem. Phys. Lipids* **2013**, *175–176*, 73–78.
94. Lee, D.G.; Spitzer, U.A. The Oxidation of methyl cinnamate by ruthenium tetroxide. *J. Org. Chem.* **1976**, *41*, 3644.
95. Albarella, L.; Lasalvia, M.; Piccialli, V.; Sica, D. Reaction of RuO<sub>4</sub> with carbon-carbon double bonds. Part 8. Reaction of 7-dehydrocholesteryl acetate and cholesteryl acetate with RuO<sub>4</sub> and OsO<sub>4</sub>. A comparative view. *J. Chem. Soc. Perkin Trans. 2* **1998**, 737–743.
96. Strassner, T.; Drees, M. Rutheniumtetraoxide oxidation of alkenes—A density functional theory study. *J. Mol. Struct. (Theochem)* **2004**, *671*, 197–204.
97. Frunzke, J.F.; Loschen, C.; Frenking, G. Why are olefins oxidized by RuO<sub>4</sub> under cleavage of the carbon-carbon bond whereas oxidation by OsO<sub>4</sub> yields *cis*-diols. *J. Am. Chem. Soc.* **2004**, *126*, 3642–3652.
98. Yip, W.-P.; Yu, W.-Y.; Zhu, N.; Che, C.-M. Alkene *cis*-dihydroxylation by [(Me<sub>3</sub>tacn)(CF<sub>3</sub>CO<sub>2</sub>)Ru<sup>VI</sup>O<sub>2</sub>]ClO<sub>4</sub> (Me<sub>3</sub>tacn=1,4,7-trimethyl-1,4,7-triazacyclononane): Structural characterization of [3 + 2] cycloadducts and kinetic studies. *J. Am. Chem. Soc.* **2005**, *127*, 14239–14249.

99. Cecil, A.R.L.; Brown, R.C.D. Stereoselective synthesis of *cis*-2,6-bis-hydroxyalkyl-tetrahydropyrans by permanganate promoted cyclisation of 1,6-dienes. *Tetrahedron Lett.* **2004**, *45*, 7269–7271.
100. Pilgrim, B.S.; Donohoe, T.J. Osmium-catalyzed oxidative cyclization of dienes and their derivatives. *J. Org. Chem.* **2013**, *78*, 2149–2167.
101. Di Dio, P.J.; Zahn, S.; Stark, C.B.W.; Kirchner, B. Understanding selectivities in ligand-free oxidative cyclizations of 1,5- and 1,6-dienes with RuO<sub>4</sub> from density functional theory. *Z. Naturforsch.* **2010**, *65B*, 367–375.
102. Göhler, S.; Stark, C.B.W. Catalytic diastereo- and positionselective mono-cyclization of 1,5,9-trienes and polyenes. *Org. Biomol. Chem.* **2007**, *5*, 1605–1614.
103. An efficient stirring and the complete dissolution of periodate are of prime importance to obtain high and reproducible yields in this process. We were able to obtain a 50% yield (5.5 g of the penta-THF **40**) by performing the process on 21 mmol of squalene under mechanical stirring, in 15 min at rt (unpublished results).
104. Piccialli, V.; Borbone, N.; Oliviero, G. RuO<sub>4</sub>-catalyzed oxidative polycyclization of the C<sub>5</sub>-symmetric isoprenoid polyene digeranyl. An unexpected stereochemical outcome. *Tetrahedron* **2008**, *64*, 11185–11192.
105. Klein, E.; Rojahn, W. Die permanganatoxydation von 1,5-dienverbindungen. *Tetrahedron* **1965**, *21*, 2353–2358.
106. Poethig, A.; Strassner, T. The mechanism of the permanganate-promoted oxidative cyclization of 1,5-dienes—A DFT study. *Collect. Czech. Chem. Commun.* **2007**, *72*, 715–727.
107. de Champdoré, M.; Lasalvia, M.; Piccialli, V. OsO<sub>4</sub>-catalyzed oxidative cyclization of geranyl and neryl acetate to *cis*-2,5-bis(hydroxymethyl)tetrahydrofurans. *Tetrahedron Lett.* **1998**, *39*, 9781–9784.
108. Donohoe, T.J.; Winter, J.J.G.; Helliwell, M.; Stemp, G. Hydrogen bonding control in the oxidative cyclisation of 1,5-dienes. *Tetrahedron Lett.* **2001**, *42*, 971–974.
109. Donohoe, T.J.; Butterworth, S. A general oxidative cyclization of 1,5-dienes using catalytic osmium tetroxide. *Angew. Chem. Int. Ed.* **2003**, *42*, 948–951.
110. Poethig, A.; Strassner, T. Stereoselective OsO<sub>4</sub>-catalyzed oxidative cyclization of 1,5-dienes. *J. Org. Chem.* **2010**, *75*, 1967–1973.
111. Piccialli, V.; Caserta, T. Perruthenate ion. Another metal oxo species able to promote the oxidative cyclization of 1,5-dienes to 2,5-disubstituted *cis*-tetrahydrofurans. *Tetrahedron Lett.* **2004**, *45*, 303–308.
112. Towne, T.B.; McDonald, F.E. *syn*-Oxidative polycyclizations of hydroxypolyenes: highly stereoselective and potentially biomimetic syntheses of all-*trans*-polytetrahydrofurans. *J. Am. Chem. Soc.* **1997**, *119*, 6022–6028.
113. McDonald, F.E.; Towne, T.B.; Schultz, C.C. Metal-oxo induced *syn*-oxidative polycyclizations of hydroxypolyenes: Biomimetic synthesis of polycyclic ether natural products. *Pure Appl. Chem.* **1998**, *70*, 355–358.
114. Keinan, E.; Sinha, S.C. Oxidative polycyclizations with rhenium(VII) oxides. *Pure Appl. Chem.* **2002**, *74*, 93–105.

115. McDonald, F.E.; Towne, T.B. Acylperhenate-induced *syn*-oxidative cyclizations of hydroxydienes. *J. Org. Chem.* **1995**, *60*, 5750–5751.
116. Morimoto, Y.; Iwai, T. Highly diastereoselective cyclizations of bishomoallylic tertiary alcohols promoted by rhenium(VII) oxide. Critical steric versus chelation effects in alkoxyrhenium intermediates. *J. Am. Chem. Soc.* **1998**, *120*, 1633–1634.
117. Morimoto, Y.; Kinoshita, T.; Iwai, T. Asymmetric total synthesis of highly symmetric squalene-derived cytotoxic polyethers. *Chirality* **2002**, *14*, 578–586.
118. Sinha, S.C.; Sinha-Bagchi, A.; Keinan, E. Combined osmium-rhenium approach to synthesis of naturally occurring polyethers. *J. Am. Chem. Soc.* **1995**, *117*, 1447–1448.
119. Sinha, S.C.; Keinan, E.; Sinha, S.C. Rules of stereoselectivity in tandem oxidative polycyclization reaction with rhenium(VII) oxides. *J. Am. Chem. Soc.* **1998**, *120*, 9076–9077.
120. Das, S.; Li, L.-S.; Abraham, S.; Chen, Z.; Sinha, S.C. A bidirectional approach to the synthesis of complete library of adjacent-bis-THF annonaceous acetogenins. *J. Org. Chem.* **2005**, *70*, 5922–5931.
121. Sinha, S.C.; Sinha, A.; Sinha, S.C.; Keinan, E. Tandem oxidative cyclization with rhenium oxide. Total synthesis of 17,18-*bisepi*-goniocin. *J. Am. Chem. Soc.* **1997**, *119*, 12014–12015.
122. Kennedy, R.M.; Tang, S. Directed oxidative cyclization of 5-hydroxyalkenes with rhenium oxide. *Tetrahedron Lett.* **1992**, *33*, 3729–3732.
123. McDonald, F.E.; Towne, T.B. *Syn*-oxidative polycyclization of hydroxyl polyenes: A new approach to polyether synthesis. *J. Am. Chem. Soc.* **1994**, *116*, 7921–7922.
124. Lee, D.G.; van den Hengh, M. The oxidation of tetrahydrofuran by ruthenium tetroxide. *Can. J. Chem.* **1972**, *50*, 3129–3134.
125. Bakke, J.M.; Frøhaug, A.E. The mechanism of RuO<sub>4</sub>-mediated oxidations of ethers: Isotope effects, solvent effects and substituent effects. *Acta Chem. Scand.* **1995**, *49*, 615–622.
126. Diaz, D.D.; Ramirez, M.A.; Cenal, J.P.; Saad, J.R.; Tonn, C.E.; Martin, V.S. Stereocontrolled synthesis of 1-acetylen-2,3-di-*O*-benzyl-tetrahydrofurans, 1,4-anhydro-arabinitol, and  $\alpha,\beta$ -dihydroxy- $\gamma$ -alkyl-butyrolactones. *Chirality* **2003**, *15*, 148–155.
127. Smith, A.B.; Scarborough, R.M., Jr. Ruthenium tetroxide oxidation of simple ethers: A systematic study. *Synth. Commun.* **1980**, *10*, 205–211.
128. Miranda, L.S.M.; Vasconcellos, L.A.A. Chemoselective RuO<sub>4</sub> oxidation of phenyl or *p*-methoxyphenyl groups to carboxylic acid functions in the presence of tetrahydropyran ring. *Synthesis* **2004**, *11*, 1767–1770.
129. Piccialli, V.; D'Errico, S.; Borbone, N.; Oliviero, G.; Centore, R.; Zaccaria, S. A general synthesis of bis- $\alpha$ -acyloxy-1,4- and -1,5-diketones through catalytic oxidative opening of acylated THF and THP diols. *Eur. J. Org. Chem.* **2013**, 1781–1789.
130. Lee, J.S.; Cao, H.; Fuchs, P.L. Ruthenium-catalyzed mild C-H oxyfunctionalization of cyclic steroidal ethers. *J. Org. Chem.* **2007**, *72*, 5820–5823.
131. Kanduluru, A.K.; Banerjee, P.; Beutler, J.A.; Fuchs, P.L. A convergent total synthesis of the potent cephalostatin/ritterazine hybrid-25-*epi* ritterostatin G<sub>N1N</sub>. *J. Org. Chem.* **2013**, *78*, 9085–9092.
132. Lee, S.; Fuchs, P.L. Chemospecific chromium(VI) catalyzed oxidation of C-H bonds at -40 °C. *J. Am. Chem. Soc.* **2002**, *124*, 13978–13979.

133. Ferraz, H.M.; Longo, L.S., Jr. Efficient entry into medium-ring keto-lactones. Ruthenium tetraoxide-promoted oxidative cleavage of  $\beta$ -hydroxyethers. *Org. Lett.* **2003**, *5*, 1337–1339.
134. Ferraz, H.M.; Longo, L.S., Jr. Bicyclic  $\beta$ -hydroxytetrahydrofurans as precursors of medium ring keto-lactones. *J. Org. Chem.* **2007**, *72*, 2945–2950.
135. Tenaglia, A.; Terranova, E.; Waegell, B. Ruthenium-catalyzed carbon-hydrogen bond activation. Oxyfunctionalization of nonactivated carbon-hydrogen bonds in the cedrane series with ruthenium tetraoxide generated in situ. *J. Org. Chem.* **1992**, *57*, 5523–5528.
136. Baskaran, S.; Chandrasekaran, S. Oxidation of tetrahydrofuran methanol derivatives with pyridinium chlorochromate: a facile synthesis of  $\gamma$ -butyrolactones. *Tetrahedron Lett.* **1990**, *31*, 2775–2778.
137. Ali, S.M.; Ramesh, K.; Borchardt, R.T. Efficient enantioselective synthesis of carbocyclic nucleoside and prostaglandin synthons. *Tetrahedron Lett.* **1990**, *31*, 1509–1512.
138. Edmunds, A.J.F.; Trueb, W.; Oppolzer, W.; Cowley, P. Herboxidiene: Determination of absolute configuration by degradation and synthetic studies. *Tetrahedron* **1997**, *53*, 2785–2802.
139. Yadav, J.S.; Reddy, M.S.; Prasad, A.R. A convergent route to  $\beta$ -hydroxy  $\delta$ -lactones through Prins cyclization as the key step: Synthesis of (+)-prelactones B, C, and V. *Tetrahedron Lett.* **2005**, *46*, 2133–2136.
140. Yadav, J.S.; Reddy, M.S.; Prasad, A.R. Stereoselective syntheses of (-)-tetrahydrolipstatin via Prins cyclisations. *Tetrahedron Lett.* **2006**, *47*, 4995–4998.
141. Reddy, M.S.; Narender, M.; Rao, K.R. Stereoselective synthesis of simplalactone B via Prins cyclization. *Tetrahedron* **2007**, *63*, 11011–11015.
142. Roth, S.; Stark, C.B.W. A new catalytic oxidative cleavage reaction to furnish lactones. *J. Chem. Soc. Chem. Commun.* **2008**, 6411–6413.
143. Okamura, A.; Kitani, M.; Murata, M. Kinetic studies of the catalytic oxygen exchange of chromate ions with water by periodate ions. *Bull. Chem. Soc. Jpn.* **1994**, *67*, 1522–1530.
144. Piccialli, V.; Oliviero, G.; Borbone, N.; Tuzi, A.; Centore, R.; Hemminki, A.; Ugolini, M.; Cerullo, V. Discovery of a new PCC-mediated stereoselective oxidative spiroketalization process. An access to a new type of poly-THF spiroketal compound displaying anticancer activity. *Org. Biomol. Chem.* **2009**, *7*, 3036–3039.
145. Faber, E.; Herget, J.; Gascon, J.A.; Howell, A.R. Unexpected cleavage of 2-azido-2-(hydroxymethyl)oxetanes: conformation determines reaction pathway? *J. Org. Chem.* **2010**, *75*, 7565–7572.
146. Cenini, S.; Gallo, M.; Caselli, A.; Ragaini, F.; Fantauzzi, S.; Piangiolo C. Coordination chemistry of organic azides and amination reactions catalyzed by transition metal complexes. *Coord. Chem. Rev.* **2006**, *250*, 1234–1253.
147. Chiba, S.; Xu, Y.-J.; Wang, Y.-F. A Pd(II)-catalyzed ring-expansion reaction of cyclic 2-azidoalcohol derivatives: synthesis of azaheterocycles. *J. Am. Chem. Soc.* **2009**, 12886–12887.
148. Lancefield, C.S.; Zhou, L.; Slawin, A.M.Z.; Westwood, N.J. The synthesis of melohenine B and a related natural product. *Org. Lett.* **2012**, *14*, 6166–6169.
149. Rodewal, W.J.; Jagodzinski, J.J. C<sub>(14a)</sub>-homo-B-norlanostanes. Part I. Transformation of lanosterol into derivatives of C<sub>(14a)</sub>-homo-B-norlanost-8(14a)-ene. *Pol. J. Chem.* **1979**, *53*, 1203–1210.

150. Rodewal, W.J.; Jagodzinski, J.J. C<sub>(14a)</sub>-homo-B-norlanostanes. Part III. Synthesis of some C<sub>(14a)</sub>-homo-B-norlanostanes modified in the side chain. *Pol. J. Chem.* **1981**, *55*, 1751–1757.
151. Weidmann, V.; Maison, W. Allylic oxidations of olefins to enones. *Synthesis* **2013**, *45*, 2201–2221.
152. Company, A.; Lloret, J.; Gómez, L.; Costas, M. Alkane C-H oxygenation catalyzed by transition metal complexes. In *Alkane C-H Activation by Single-Site Metal Catalysis*; Pérez, P.J., Ed.; Springer: Dordrecht, The Netherlands, 2012; pp. 143–228.
153. Bakke, J.M.; Lundquist, M. The RuO<sub>4</sub> oxidation of cyclic saturated hydrocarbons. Formation of alcohols. *Acta Chem. Scand.* **1986**, *B40*, 430–433.
154. Bakke, J.M.; Brænden, J.E. Derivatization of saturated hydrocarbons. The mechanism of RuO<sub>4</sub> oxidation. *Acta Chem. Scand.* **1991**, *45*, 418–423.
155. Bakke, J.M.; Bethell, D. The mechanism of RuO<sub>4</sub>-mediated oxidations of saturated hydrocarbons. Reactivity, kinetic isotope effect and activation parameters. *Acta Chem. Scand.* **1992**, *46*, 644–649.
156. Bakke, J.M.; Frøhaug, A.E. The mechanism of RuO<sub>4</sub>-mediated oxidations of saturated hydrocarbons. Solvent effect and substituent effect. *Acta Chem. Scand.* **1994**, *48*, 160–164.
157. Bakke, J.M.; Frøhaug, A.E. Mechanism of RuO<sub>4</sub>-mediated oxidations of saturated hydrocarbons. Isotope effect, solvent effects and substituent effects. *J. Phys. Org. Chem.* **1996**, *9*, 507–513.
158. Bakke, J.M.; Frøhaug, A.E. Ruthenium tetroxide mediated reactions: The mechanism of oxidations of hydrocarbons and ethers. *J. Phys. Org. Chem.* **1996**, *9*, 310–318.
159. Tenaglia, A.; Terranova, E.; Waegell, B. Ruthenium-catalyzed C-H bond activation oxidation of bridged bicyclic and ticyclic alkanes. *Tetrahedron Lett.* **1989**, *30*, 5271–5274.
160. Tenaglia, A.; Terranova, E.; Waegell, B. Ruthenium-catalysed C-H bond activation. Evidence for a concerted mechanism in oxyfunctionalization of cyclic saturated hydrocarbons. *J. Chem. Soc. Chem. Commun.* **1990**, 1344–1345.
161. Coudret, J.L.; Waegell, B. Oxidation of *cis*- and *trans*-pinane with RuO<sub>4</sub> generated *in situ*. *Inorg. Chim. Acta* **1994**, *222*, 115–122.
162. Coudret, J.L.; Zöllner, S.; Ravoo, B.J.; Malara, L.; Hanisch, C.; Dörre, K.; de Meijere, A.B. Waegell Role of cyclopropanes as activating groups during oxidation reactions with RuO<sub>4</sub> generated *in situ*. *Tetrahedron Lett.* **1996**, *37*, 2425–2428.
163. Drees, M.; Strassner, T. Ruthenium tetroxide oxidations of alkanes: DFT calculations of barrier heights and kinetic isotope effects. *J. Org. Chem.* **2006**, *71*, 1755–1760.
164. McNeill, E.; Du Bois, J. Ruthenium-catalyzed hydroxylation of unactivated tertiary C-H bonds. *J. Am. Chem. Soc.* **2010**, *132*, 10202–10204.
165. Bales, B.C.; Brown, P.; Dehestani, A.; Mayer, J.M. Alkane oxidation by osmium tetroxide. *J. Am. Chem. Soc.* **2005**, *127*, 2832–2833.
166. Mayer, J.M.; Mader, E.A.; Roth, J.P.; Bryant, J.R.; Matsuo, T.; Dehestani, A.; Bales, B.C.; Watson, E.J.; Osako, T.; Valliant-Saunders, K.; *et al.* Stoichiometric oxidations of  $\sigma$ -bonds: Radical and possible non-radical pathways. *J. Mol. Cat. A: Chem.* **2006**, *251*, 24–33.
167. Dehestani, A.; Lam, W.H.; Hrovat, D.A.; Davidson, E.R.; Borden, W.T.; Mayer, J.M. Ligand-assisted reduction of osmium tetroxide with molecular hydrogen via a [3+2] mechanism. *J. Am. Chem. Soc.* **2005**, *127*, 3423–3432.

168. Gardner, K.A.; Kuehnert, L.L.; Mayer, J.M. Hydrogen atom abstraction by permanganate: Oxidations of arylalkanes in organic solvents. *Inorg. Chem.* **1997**, *36*, 2069–2078.
169. Wiberg, K.B. Oxidation by chromic acid and chromyl compounds. In *Oxidation in Organic Chemistry*; Wiberg, K.B., Ed.; Academic Press: New York, NY, USA, 1965; pp. 69–184.
170. Freeman, F. Oxidation by oxochromium compounds. In *Organic Syntheses by Oxidation with Metal Compounds*; Mijs, W.J., De Jonge, C.R.H.I., Eds.; Plenum Press: New York, NY, USA, 1986; pp. 41–118.
171. Mayer, J.M. Hydrogen atom abstraction by metal-oxo complexes: Understanding the analogy with organic radical reactions. *Acc. Chem. Res.* **1998**, *31*, 441–450.
172. Tkachenko, B.A.; Shubina, T.E.; Gusev, D.V.; Gunchenko, P.A.; Yurchenko, A.G.; Schreiner, P.R.; Fokin, A.A. Mechanism of C-H activation in alkanes by chromium-oxo reagents. *Theor. Exp. Chem.* **2003**, *39*, 90–95.
173. Griffith, W.P.; Ley, S.V.; Whitcombe, G.P.; White, A.D. Preparation and use of tetra-*n*-butylammonium per-ruthenate (TBAP reagent) and tetra-*n*-propylammonium per-ruthenate (TPAP reagent) as new catalytic oxidants for alcohols. *Chem. Commun.* **1987**, 1625–1627.
174. Griffith, W.P.; Ley, S.V. TPAP: Tetra-*n*-propylammonium perruthenate, a mild and convenient oxidant for alcohols. *Aldrichim. Acta* **1990**, *23*, 13–19.
175. Ley, S.V.; Norman, J.; Griffith, W.P.; Marsden, S.P. Tetrapropylammonium perruthenate, Pr<sub>4</sub>N<sup>+</sup> RuO<sub>4</sub><sup>-</sup>, TPAP: A catalytic oxidant for organic synthesis. *Synthesis* **1994**, 639–666.
176. Langer, P. Tetra-*n*-propyl ammonium perruthenate (TPAP). An efficient and selective reagent for oxidation reactions in solution and on the solid phase. *J. Prakt. Chem.* **2000**, *342*, 728–730.
177. Gonsalvi, L.; Arends, I.W.C.E.; Sheldon, R.A. Selective ruthenium-catalyzed oxidation of 1,2:4,5-di-*O*-isopropylidene-β-D-fructopyranose and other alcohols with NaOCl. *Org. Lett.* **2002**, *4*, 1659–1661.
178. Gonsalvi, L.; Arends, I.W.C.E.; Moilanen, P.; Sheldon, R.A. The effect of pH control on the selective ruthenium-catalyzed oxidation of ethers and alcohols with sodium hypochlorite. *Adv. Synth. Catal.* **2003**, *345*, 1321–1328.
179. Lenz, R.; Ley, S.V. Tetra-*n*-propylammonium perruthenate (TPAP)-catalysed oxidations of alcohols using molecular oxygen as a co-oxidant. *J. Chem. Soc. Perkin Trans. 1* **1997**, 3291–3292.
180. Markó, I.E.; Giles, P.R.; Tsukazaki, M.; Chellé-Regnaut, I.; Urch, C.J.; Brown, S.M. Efficient, aerobic, ruthenium-catalyzed oxidation of alcohols into aldehydes and ketones. *J. Am. Chem. Soc.* **1997**, *119*, 12661–12662.
181. Arends, I.W.C.E.; Sheldon, R.A. Modern oxidation of alcohols using environmentally benign oxidants. In *Modern Oxidation Methods*, 2nd ed.; Baekvall, J.-E., Ed.; Wiley-VCH: Weinheim, Germany, 2010; pp. 147–185.
182. Hinzen, B.; Ley, S.V. Polymer supported perruthenate (PSP): A new oxidant for clean organic synthesis. *J. Chem. Soc. Perkin Trans. 1* **1997**, 1907–1908.
183. Hinzen, B.; Lenz, R.; Ley, S.V. Polymer supported perruthenate (PSP): Clean oxidation of primary alcohols to carbonyl compounds using oxygen as cooxidant. *Synthesis* **1998**, 977–979.
184. Bleloch, A.; Johnson, B.F.G.; Steven, V.; Ley, S.V.; Price, A.J.; Shephard, D.S.; Thomas, A.W. Modified mesoporous silicate MCM-41 materials: Immobilised perruthenate—a new highly active

- heterogeneous oxidation catalyst for clean organic synthesis using molecular oxygen. *Chem. Commun.* **1999**, 1907–1908.
185. Pagliaro, M.; Ciriminna, R. New recyclable catalysts for aerobic alcohols oxidation: Sol-gel ormosils doped with TPAP. *Tetrahedron Lett.* **2001**, *42*, 4511–4514.
186. Campestrini, M.; Carraro, M.; Franco, L.; Ciriminna, R.; Pagliaro, M. Stabilization of catalytic-sol-gel entrapped perruthenate. *Tetrahedron Lett.* **2007**, *49*, 419–423.
187. Campestrini, M.; Carraro, M.; Ciriminna, R.; Pagliaro, M.; Tonellato, U. Alcohols oxidation with hydrogen peroxide promoted by TPAP-doped ormosils. *Tetrahedron Lett.* **2004**, *45*, 7283–7286.
188. Ciriminna, R.; Hesemann, P.; Moreau, J.J.E.; Carraro, M.; Campestrini, M.; Pagliaro, M. Aerobic oxidation of alcohols in carbon dioxide with silica-supported ionic liquids doped with perruthenate. *Chem. Eur. J.* **2006**, *12*, 5220–5224.
189. Xie, Y.; Zhang, Z.; Hu, S.; Song, J.; Li, W.; Han, B. Aerobic oxidation of benzyl alcohol in supercritical CO<sub>2</sub> catalyzed by perruthenate immobilized on polymer supported ionic liquid. *Green Chem.* **2008**, *10*, 278–282.
190. Ciriminna, R.; Carraro, M.; Campestrini, M.; Pagliaro, M. Sol-gel entrapped TPAP: An off-the-shelf catalyst set for the clean oxidation of alcohols. *Curr. Org. Chem.* **2008**, *12*, 257–261.
191. Goti, A.; Romani, M. Catalytic oxidation of secondary amines with tetra-*n*-propylammonium perruthenate. *Tetrahedron* **1994**, *35*, 6567–6570.
192. Goti, A.; de Sarlo, F.; Romani, M. Highly efficient and mild synthesis of nitrones by catalytic oxidation of hydroxylamines with tetra-*n*-propylammonium perruthenate. *Tetrahedron* **1994**, *35*, 6571–6574.
193. Murugan, R.; Ramamoorthy, S.; Sundarajan, S.; Ramakrishna, S. Simple and efficient synthesis of 2,6-dialkyl-3,5-dialkoxycarbonyl-4-(3-aryl-1-phenyl-pyrazol-4-yl)pyridines using TPAP/NMO as a catalyst under mild conditions. *Tetrahedron* **2011**, *67*, 2998–3002.
194. Pulvannam, K.; Hale, R.; Sedehi, D.; Chen, T. Cyclization of 1,2,4-triazenes using oxidizing reagents- NaOCl, Ca(ClO)<sub>2</sub>, Dess-Martin periodinane and Ley's TPAP/NMO. *Tetrahedron* **2001**, *57*, 9677–9682.
195. Virlovet, M.; Podlech, J.  $\gamma$ -lactam-containing peptidomimetics. *Tetrahedron* **2010**, *66*, 6174–6180.
196. Yates, M.H. One-pot conversion of olefins to carbonyl compounds by hydroboration/TPAP-NMO oxidation. *Tetrahedron Lett.* **1997**, *38*, 2813–2816.
197. Markó, I.E.; Gautier, A.; Tsukazaki, M.; Llobet, A.; Plantalech-Mir, E.; Urch, C.J.; Brown, S.M. Novel and efficient isomerization of allylic alcohols promoted by a tetrapropylammonium perruthenate catalyst. *Angew. Chem. Int. Ed.* **1999**, *38*, 1960–1962.
198. Cheng, H.; Stark, C.B.W. A double donor-activated ruthenium(VII) catalyst: Synthesis of enantiomerically pure THF-diols. *Angew. Chem. Int. Ed.* **2010**, *49*, 1587–1590.
199. Donohoe, T.J.; Butterworth, S. Oxidative cyclization of diols derived from 1,5-dienes: formation of enantiopure *cis*-tetrahydrofurans by using catalytic osmium tetroxide; formal synthesis of (+)-*cis*-solamin. *Angew. Chem. Int. Ed.* **2005**, *44*, 4766–4768.
200. Donohoe, T.J.; Wheelhouse, K.M.P.; Lindsay-Scott, P.J.; Glossop, P.A.; Nash, I.A.; Parker, J.S. Pyridine-*N*-oxide as a mild reoxidant which transforms osmium-catalyzed oxidative cyclization. *Angew. Chem. Int. Ed.* **2008**, *47*, 2872–2875.



201. Donohoe, T.J.; Winship, P.C.M.; Walter, D.S.A. Lewis acid promoted oxidative cyclization. *J. Org. Chem.* **2009**, *74*, 6394–6397.
202. Donohoe, T.J.; Lipński, R.M. Interplay of cascade oxidative cyclization and hydride shifts in the synthesis of the ABC spiroketal ring system of pectenotoxin-4. *Angew. Chem. Int. Ed.* **2013**, *52*, 1–5.
203. Hammock, B.D.; Gill, S.S.; Casida, J.E. Synthesis and morphogenetic activity of derivatives and analogs of aryl geranyl ether juvenoids. *J. Agric. Food Chem.* **1974**, *22*, 379–385.
204. Walba, D.M.; Stoudt, G.S. Oxidative cyclization of 5,6-dihydroxyalkenes promoted by chromium (VI) oxo species: A novel cis-2,5-disubstituted tetrahydrofuran synthesis. *Tetrahedron Lett.* **1982**, *23*, 727–730.
205. Corey, E.J.; Ha, D.C. Total synthesis of venustatriol. *Tetrahedron Lett.* **1988**, *29*, 3171–3174.
206. Schmidt, A.-K.; Stark, C.B.W. TPAP-catalyzed direct oxidation of primary alcohols to carboxylic acids through stabilized aldehyde hydrates. *Org. Lett.* **2011**, *13*, 4164–4167.
207. Schmidt, A.-K.; Stark, C.B.W. Tetrapropylammonium perruthenate catalyzed glycol cleavage to carboxylic acids. *Org. Lett.* **2011**, *13*, 5788–5791.
208. Wiberg, K.B.; Snoonian, J.R. Synthesis, reactions, and structural studies of two-carbon bridged spiropentanes. *J. Org. Chem.* **1998**, *63*, 1402–1407.
209. Lu, B.-L.; Shi, M. Oxidative isomerization of vinylidenecyclopropanes to dimethylenecyclopropanes and Brønsted acid-catalyzed further transformation. *Eur. J. Org. Chem.* **2011**, 243–248.

© 2014 by the authors; licensee MDPI, Basel, Switzerland. This article is an open access article distributed under the terms and conditions of the Creative Commons Attribution license (<http://creativecommons.org/licenses/by/3.0/>).