

Supplementary Material

Antibacterial activity of fluorobenzoylthiosemicarbazides and their cyclic analogues with 1,2,4-triazole scaffold

Urszula Kosikowska ¹, Monika Wujec ², Nazar Trotsko ², Wojciech Płonka ³, Piotr Paneth ⁴ and Agata Paneth ^{2,*}

¹ Department of Pharmaceutical Microbiology, Faculty of Pharmacy, Medical University of Lublin, Chodźki 1, 20-093 Lublin, Poland; urszula.kosikowska@umlub.pl

² Department of Organic Chemistry, Faculty of Pharmacy, Medical University of Lublin, Chodźki 4a, 20-093 Lublin, Poland; monika.wujec@umlub.pl, nazar.trotsko@umlub.pl, agata.paneth@umlub.pl

³ FQS-Fujitsu Poland, Parkowa 11, 33-332 Kraków, Poland; w.plonka@fqs.pl

⁴ Institute of Applied Radiation Chemistry, Faculty of Chemistry, Lodz University of Technology, Żeromskiego 116, 90-924 Lodz, Poland; piotr.paneth@p.lodz.pl

*correspondence: agata.paneth@umlub.pl (A.P.)

Table of contents:

1. **Table S1.** Steric and electronic parameters for F, Cl, Br, I, and CF₃ substituents
2. Physicochemical characterisation of the thiosemicarbazides
3. Physicochemical characterization of the 1,2,4-triazole-3-thiones
4. List of descriptors used in QSAR modeling
5. Docking binding poses

Table S1. Steric and electronic parameters for F, Cl, Br, I, and CF₃ substituents

	σ_m	σ_I	MR	Es	σ_v	π
F	0.34	0.52	5.02	-2.40	0.27	0.14
Cl	0.37	0.47	0.92	-0.46	0.55	0.71
Br	0.39	0.50	6.03	-0.97	0.65	0.86
I	0.35	0.39	8.88	-1.16	0.78	1.12
CF ₃	0.43	0.42	13.94	-1.40	0.91	0.88

Note: σ_m – Hammett substituent constant; σ_I – inductive substituent constant; MR – molar refractivity parameter, Es – Taft size parameter; σ_v – Charton's steric parameter, π – Hansch substituent constant

Physicochemical characterisation of the thiosemicarbazides

1-(2-fluorobenzoyl)-4-propylthiosemicarbazide (**1a**). CAS number: 901345-11-7. Yield: 45%. M.p. 140-142°C. ¹H-NMR (DMSO-d₆) δ (ppm): 0.90 (t, 3H, CH₃, J = 9.0 Hz); 1.58 (sext, 2H, CH₂, J = 9.0 Hz); 3.39 (q, 2H, CH₂, J = 9.0 Hz); 7.32-7.41 (m, 2H, ArH); 7.60-7.69 (m, 1H, ArH); 7.86 (dt, 1H, ArH, J_1 = 1.8 Hz, J_2 = 6.0 Hz); 8.00 (s, 1H, NH); 9.43 (s, 1H, NH); 10.18 (s, 1H, NH). Anal. calcd. for C₁₁H₁₄FN₃OS: C, 51.75; H, 5.53; N, 16.46. Found: C, 51.88; H, 5.49; N, 16.76.

4-butyl-1-(2-fluorobenzoyl)thiosemicarbazide (**2a**). CAS number: 443634-89-7. Yield: 40%. M.p. 145-147°C. ¹H-NMR (DMSO-d₆) δ (ppm): 0.95 (quint, 3H, CH₃, J = 9 Hz); 1.33 (sext, 2H, CH₂, J = 9 Hz); 1.55 (quint, 2H, CH₂, J = 9 Hz); 3.49 (q, 2H, CH₂, J = 9 Hz); 7.34-7.89 (m, 4H, ArH); 7.97 (s, 1H, NH); 9.42 (s, 1H, NH); 10.17 (s, 1H, NH). Anal. calcd. for C₁₂H₁₆FN₃OS: C, 53.51; H, 5.99; N, 15.60. Found: C, 53.55; H, 5.78; N, 15.62.

1-(2-fluorobenzoyl)-4-(1-naphthyl)thiosemicarbazide (**4a**). CAS number: 891549-13-6. Yield: 64%. M.p. 154-156°C. ¹H-NMR (DMSO-d₆) δ (ppm): 7.35-8.03 (m, 11H, ArH); 9.95 (s, 1H, NH); 10.03 (s, 1H, NH); 10.54 (s, 1H, NH). Anal. calcd. for C₁₈H₁₄FN₃OS: C, 63.70; H, 4.16; N, 12.38. Found: C, 63.75; H, 4.22; N, 12.21.

1-(2-fluorobenzoyl)-4-(3-tolyl)thiosemicarbazide (**5a**). CAS number: 443296-15-9. Yield: 82%. M.p. 168-170°C. ¹H-NMR (DMSO-d₆) δ (ppm): 2.57 (s, 3H, CH₃); 7.03-7.94 (m, 8H, ArH); 9.77 (s, 1H, NH); 9.85 (s, 1H, NH); 10.38 (s, 1H, NH). Anal. calcd. for C₁₅H₁₄FN₃OS: C, 59.39; H, 4.65; N, 13.85. Found: C, 59.57; H, 4.60; N, 13.76.

1-(2-fluorobenzoyl)-4-(3-fluorophenyl)thiosemicarbazide (**7a**). CAS number: 894237-30-0. Yield: 67%. M.p. 172-174°C. ¹H-NMR (DMSO-d₆) δ (ppm): 7.17-7.92 (m, 8H, ArH); 9.85 (s, 1H, NH); 10.01 (s, 1H, NH); 10.40 (s, 1H, NH). Anal. calcd. for C₁₄H₁₁F₂N₃OS: C, 54.71; H, 3.61; N, 13.67. Found: C, 54.59; H, 3.68; N, 13.77.

4-(3-bromophenyl)-1-(2-fluorobenzoyl)thiosemicarbazide (**11a**). Yield: 79%. M.p. 166-168°C. ¹H-NMR (DMSO-d₆) δ (ppm): 7.26-7.86 (m, 8H, ArH); 9.81 (s, 1H, NH); 9.98 (s, 1H, NH); 10.33 (s, 1H, NH). Anal. calcd. for C₁₄H₁₁BrFN₃OS: C, 45.66; H, 3.01; N, 11.41. Found: C, 45.88; H, 3.09; N, 11.26.

1-(2-fluorobenzoyl)-4-(3-iodophenyl)thiosemicarbazide (**13a**). Yield: 83%. M.p. 176-178°C. ¹H-NMR (DMSO-d₆) δ (ppm): 7.17-7.92 (m, 8H, ArH); 9.84 (s, 1H, NH); 10.02 (s, 1H, NH); 10.42 (s, 1H, NH). Anal. calcd. for C₁₄H₁₁FIN₃OS: C, 40.49; H, 2.67; N, 10.12. Found: C, 40.20; H, 3.01; N, 10.29.

1-(2-fluorobenzoyl)-4-(4-iodophenyl)thiosemicarbazide (**14a**). Yield: 89%. M.p. 178-180°C. ¹H-NMR (DMSO-d₆) δ (ppm): 7.21-7.91 (m, 8H, ArH); 9.84 (s, 1H, NH); 9.98 (s, 1H, NH); 10.39 (s, 1H, NH). Anal. C₁₄H₁₁FIN₃OS (C, H, N). Anal. calcd. for C₁₄H₁₁FIN₃OS: C, 40.49; H, 2.67; N, 10.12. Found: C, 40.51; H, 2.56; N, 10.20.

1-(2-fluorobenzoyl)-4-(4-trifluoromethylphenyl)thiosemicarbazide (**16a**). Yield: 88%. M.p. 198-200°C. ¹H-NMR (DMSO-d₆) δ (ppm): 7.37-7.90 (m, 8H, ArH); 10.15 (m, 2H, NH); 10.47 (s, 1H, NH). Anal. Anal. calcd. for C₁₅H₁₁F₄N₃OS: C, 50.42; H, 3.10; N, 11.76. Found: C, 50.53; H, 3.33; N, 11.54.

1-(3-fluorobenzoyl)-4-propylthiosemicarbazide (**1b**). CAS number: 891047-47-5. Yield: 64%. M.p. 185-187°C. ¹H-NMR (DMSO-d₆) δ (ppm): 0.88 (t, 3H, CH₃, *J* = 9 Hz); 1.55-1.58 (m, 2H, CH₂); 3.38-3.47 (m, 2H, CH₂); 7.49-7.83 (m, 4H, ArH); 8.20 (s, 1H, NH); 9.33 (s, 1H, NH); 10.46 (s, 1H, NH). Anal. C₁₈H₁₄FN₃OS (C, H, N). Anal. calcd. for C₁₁H₁₄FN₃OS: C, 51.75; H, 5.53; N, 16.46. Found: C, 51.80; H, 5.57; N, 16.77.

1-(3-fluorobenzoyl)-4-(1-naphthyl)thiosemicarbazide (**4b**). CAS number: 891548-57-5. Yield: 90%. M.p. 170-172°C. ¹H-NMR (DMSO-d₆) δ (ppm): 7.55-8.02 (m, 11H, ArH); 9.90 (s, 1H, NH); 10.12 (s, 1H, NH); 10.18 (s, 1H, NH); 10.86 (s, 1H, NH). Anal. C₁₈H₁₄FN₃OS (C, H, N). Anal. calcd. for C₁₈H₁₄FN₃OS: C, 63.70; H, 4.16; N, 12.38. Found: C, 63.58; H, 4.25; N, 12.23.

1-(3-fluorobenzoyl)-4-(3-tolyl)thiosemicarbazide (**5b**). CAS number: 894216-38-7. Yield: 89%. M.p. 139-141°C. ¹H-NMR (DMSO-d₆) δ (ppm): 2.29 (s, 3H, CH₃); 6.97-7.81 (m, 8H, ArH); 9.73 (s, 1H, NH); 9.79 (s, 1H, NH); 10.64 (s, 1H, NH). Anal. calcd. for C₁₅H₁₄FN₃OS: C, 59.39; H, 4.65; N, 13.85. Found: C, 59.46; H, 4.49; N, 13.77.

1-(3-fluorobenzoyl)-4-(4-tolyl)thiosemicarbazide (**6b**). CAS number: 894216-33-2. Yield: 90%. M.p. 176-158°C. ¹H-NMR (DMSO-d₆) δ (ppm): 2.35 (s, 3H, CH₃); 7.18-7.88 (m, 8H, ArH); 9.77 (s, 1H, NH); 9.84 (s, 1H, NH); 10.69 (s, 1H, NH). Anal. C₁₅H₁₄FN₃OS (C, H, N). Anal. calcd. for C₁₅H₁₄FN₃OS: C, 59.39; H, 4.65; N, 13.85. Found: C, 59.28; H, 4.52; N, 13.72.

1,4-di(3-fluorobenzoyl)thiosemicarbazide (**7b**). CAS number: 894237-23-1. Yield: 71%. M.p. 184-186°C. ¹H-NMR (DMSO-d₆) δ (ppm): 6.81-7.84 (m, 8H, ArH); 9.97 (s, 2H, 2NH); 10.74 (s, 1H, NH). Anal. calcd. for C₁₄H₁₁F₂N₃OS: C, 54.71; H, 3.61; N, 13.67. Found: C, 54.89; H, 3.51; N, 13.46.

4-(3-chlorophenyl)-1-(3-fluorobenzoyl)thiosemicarbazide (**9b**). CAS number: 894227-15-7. Yield: 77%. M.p. 175-177°C. ¹H-NMR (DMSO-d₆) δ (ppm): 7.29-7.88 (m, 8H, ArH); 9.99 (s, 2H, 2NH); 10.75 (s, 1H, NH). Anal. calcd. for C₁₄H₁₁ClFN₃OS: C, 51.93; H, 3.42; N, 12.98. Found: C, 52.03; H, 3.39; N, 12.74.

4-(3-bromophenyl)-1-(3-fluorobenzoyl)thiosemicarbazide (**11b**). Yield: 71%. M.p. 183-185°C. ¹H-NMR (DMSO-d₆) δ (ppm): 7.35-7.87 (m, 8H, ArH); 10.00 (s, 2H, 2NH); 10.75 (s, 1H, NH). Anal. C₁₄H₁₁BrFN₃OS (C, H, N). Anal. calcd. for C₁₄H₁₁BrFN₃OS: C, 45.66; H, 3.01; N, 11.41. Found: C, 45.39; H, 3.21; N, 11.68.

1-(3-fluorobenzoyl)-4-(3-iodophenyl)-thiosemicarbazide (**13b**). Yield: 75%. M.p. 202-204°C. ¹H-NMR (DMSO-d₆) δ (ppm): 7.01-7.89 (m, 8H, ArH); 9.70 (s, 1H, NH); 9.86 (s, 1H, NH); 10.73 (s, 1H, NH). Anal. C₁₄H₁₁FIN₃OS (C, H, N). Anal. calcd. for C₁₄H₁₁FIN₃OS: C, 40.49; H, 2.67; N, 10.12. Found: C, 40.26; H, 2.81; N, 10.20.

1-(3-fluorobenzoyl)-4-(4-iodophenyl)-thiosemicarbazide (**14b**). Yield: 88%. M.p. 194-196°C. ¹H-NMR (DMSO-d₆) δ (ppm): 7.16-7.87 (m, 8H, ArH); 9.91 (s, 2H, 2NH); 10.71 (s, 1H, NH). Anal. C₁₄H₁₁FIN₃OS (C, H, N). Anal. calcd. for C₁₄H₁₁FIN₃OS: C, 40.49; H, 2.67; N, 10.12. Found: C, 40.36; H, 2.89; N, 9.99.

1-(3-fluorobenzoyl)-4-(3-trifluoromethylphenyl)thiosemicarbazide (**15b**). Yield: 71%. M.p. 165-167°C. ¹H-NMR (DMSO-d₆) δ (ppm): 7.54-7.90 (m, 8H, ArH); 10.06 (s, 2H, NH); 10.77 (s, 1H, NH). Anal. calcd. for C₁₅H₁₁F₄N₃OS: C, 50.42; H, 3.10; N, 11.76. Found: C, 50.37; H, 3.22; N, 11.59.

1-(3-fluorobenzoyl)-4-(4-trifluoromethylphenyl)thiosemicarbazide (**16b**). Yield: 73%. M.p. 249-251°C. ¹H-NMR (DMSO-d₆) δ (ppm): 7.51-7.87 (m, 8H, ArH); 10.07 (s, 2H, NH); 10.77 (s, 1H, NH). Anal. calcd. for C₁₅H₁₁F₄N₃OS: C, 50.42; H, 3.10; N, 11.76. Found: C, 50.55; H, 3.39; N, 11.78.

4-butyl-1-(4-fluorobenzoyl)thiosemicarbazide (**2c**). CAS number: 443296-09-1. Yield: 66%. M.p. 184-186°C. ¹H-NMR (DMSO-d₆) δ (ppm): 0.88 (t, 3H, CH₃, J = 7.5 Hz); 1.25 (sext, 2H, CH₂, J = 7.2 Hz); 1.46 (q, 2H, CH₂, J = 7.5 Hz); 3.43 (kw, 2H, CH₂, J = 6.6 Hz); 7.34 (t, 2H, ArH, J = 9.0 Hz); 7.99 (kw, 2H, ArH, J = 5.7 Hz); 8.11 (s, 1H, NH); 9.25 (s, 1H, NH); 10.34 (s, 1H, NH). Anal. calcd. for C₁₂H₁₆FN₃OS: C, 53.51; H, 5.99; N, 15.60. Found: C, 53.49; H, 5.81; N, 15.66.

1-(4-fluorobenzoyl)-4-(1-naphthyl)thiosemicarbazide (**4c**). CAS number: 891549-29-4. Yield: 67%. M.p. 177-179°C. ¹H-NMR (DMSO-d₆) δ (ppm): 7.37-7.59 (m, 6H, ArH); 7.88-7.16 (m, 5H, ArH); 9.91 (s, 1H, NH); 10.15 (s, 1H, NH); 10.82 (s, 1H, NH). Anal. C₁₈H₁₄FN₃OS (C, H, N). Anal. calcd. for C₁₈H₁₄FN₃OS: C, 63.70; H, 4.16; N, 12.38. Found: C, 63.69; H, 4.25; N, 12.42.

1-(4-fluorobenzoyl)-4-(3-tolyl)thiosemicarbazide (**5c**). CAS number: 443666-96-4. Yield: 73%. M.p. 178-180°C. ¹H-NMR (DMSO-d₆) δ (ppm): 2.25 (s, 3H, CH₃); 7.02-7.03 (m, 2H, ArH); 7.11-7.16 (m, 4H, ArH); 7.89-7.93 (m, 2H, ArH); 9.63 (s, 1H, NH); 9.72 (s, 1H, NH); 10.51 (s, 1H, NH). Anal. C₁₅H₁₄FN₃OS (C, H, N). Anal. calcd. for C₁₅H₁₄FN₃OS: C, 59.39; H, 4.65; N, 13.85. Found: C, 59.22; H, 4.77; N, 13.91.

1-(4-fluorobenzoyl)-4-(3-fluorophenyl)thiosemicarbazide (**7c**). CAS number: 894237-00-4. Yield: 81%. M.p. 193-195°C. ¹H-NMR (DMSO-d₆) δ (ppm): 6.99 (t, 1H, ArH, *J* = 7,5 Hz); 7.28-7.48 (m, 5H, ArH); 8.03 (kw, 2H, ArH, *J* = 5,4 Hz); 9.89 (s, 2H, 2NH₂); 10.61 (s, 1H, NH). Anal. calcd. for C₁₄H₁₁F₂N₃OS: C, 54.71; H, 3.61; N, 13.67. Found: C, 54.70; H, 3.32; N, 13.79.

4-(3-bromophenyl)-1-(4-fluorobenzoyl)thiosemicarbazide (**11c**). Yield: 81%. M.p. 185-187°C. ¹H-NMR (DMSO-d₆) δ (ppm): 7.27-7.39 (m, 4H, ArH); 7.50-7.54 (m, 1H, ArH); 7.72 (s, 1H, ArH); 8.02 (kw, 2H, ArH, *J* = 5.7); 9.90 (s, 2H, 2 NH₂); 10.61 (s, 1H, NH). Anal. C₁₄H₁₁BrFN₃OS (C, H, N). Anal. calcd. for C₁₄H₁₁BrFN₃OS: C, 45.66; H, 3.01; N, 11.41. Found: C, 45.52; H, 3.13; N, 11.55.

1-(4-fluorobenzoyl)-4-(3-iodophenyl)thiosemicarbazide (**13c**). Yield: 79%. M.p. 193-195°C. ¹H-NMR (DMSO-d₆) δ (ppm): 7.18-7.21 (m, 1H, ArH); 7.41-7.44 (m, 2H, ArH); 7.57-7.61 (m, 2H, ArH); 7.87 (s, 1H, ArH); 8.07-8.09 (m, 2H, ArH); 9.93 (s, 2H, 2NH₂); 10.66 (s, 1H, NH). Anal. calcd. for C₁₄H₁₁FIN₃OS: C, 40.49; H, 2.67; N, 10.12. Found: C, 40.18; H, 2.42; N, 10.33.

1-(4-fluorobenzoyl)-4-(4-iodophenyl)thiosemicarbazide (**14c**). Yield: 90%. M.p. 222-224°C. ¹H-NMR (DMSO-d₆) δ (ppm): 7.29-7.38 (m, 4H, ArH); 7.67-7.68 (m, 2H, ArH); 8.01-8.03 (m, 2H, ArH); 9.83 (s, 2H, 2NH₂); 10.59 (s, 1H, NH). Anal. calcd. for C₁₄H₁₁FIN₃OS: C, 40.49; H, 2.67; N, 10.12. Found: C, 40.71; H, 2.93; N, 10.09.

1-(4-fluorobenzoyl)-4-(3-trifluoromethylphenyl)thiosemicarbazide (**15c**). CAS number: 905262-01-3. Yield: 85%. M.p. 208-210°C. ¹H-NMR (DMSO-d₆) δ (ppm): 7.37 (t, 2H, ArH, *J* = 9.0Hz); 7.51-7.60 (m, 2H, ArH); 7.84 (d, 2H, ArH, *J* = 7.2 Hz); 8.04 (kw, 2H, ArH, *J* = 5.4 Hz); 10.00 (s, 2H, 2NH₂); 10.66 (s, 1H, NH). Anal. C₁₅H₁₁F₄N₃OS (C, H, N). Anal. calcd. for C₁₅H₁₁F₄N₃OS: C, 50.42; H, 3.10; N, 11.76. Found: C, 50.29; H, 3.04; N, 11.50.

1-(4-fluorobenzoyl)-4-(4-trifluoromethylphenyl)thiosemicarbazide (**16c**). Yield: 91%. M.p. 222-224°C. ¹H-NMR (DMSO-d₆) δ (ppm): 7.37 (t, 2H, ArH, *J* = 9.0Hz); 7.68-7.76 (m, 4H, ArH); 8.04 (kw, 2H, ArH, *J* = 5.7 Hz); 10.00 (s, 2H, 2NH₂); 10.67 (s, 1H, NH). Anal. calcd. for C₁₅H₁₁F₄N₃OS: C, 50.42; H, 3.10; N, 11.76. Found: C, 50.51; H, 2.97; N, 11.45.

Physicochemical characterization of the 1,2,4-triazole-3-thiones

5-(2-fluorophenyl)-4-propyl-2,4-dihydro-3*H*-1,2,4-triazole-3-thione (**1at**). CAS number: 1553509-98-0. Yield: 48%. M.p. 127-130°C. ¹H-NMR (DMSO-d₆) δ (ppm): 0.63-0.71 (m, 3H, CH₃); 1.44-1.55 (m, 2H, CH₂); 3.79-3.88 (m, 2H, CH₂); 7.40-7.71 (m, 4H, ArH); 14.11 (s, 1H, NH). Anal. calcd. for C₁₁H₁₂FN₃S: C, 55.68; H, 5.10; N, 17.71. Found: C, 55.52; H, 5.33; N, 17.49.

4-butyl-5-(2-fluorophenyl)-2,4-dihydro-3*H*-1,2,4-triazole-3-thione (**2at**). CAS number: 892217-67-3. Yield: 51%. M.p. >300°C. ¹H-NMR (DMSO-d₆) δ (ppm): 0.69 (t, 3H, CH₃, *J* = 7.5 Hz); 1.08 (sext, 2H, CH₂, *J* = 7.5 Hz); 1.44 (quint, 2H, CH₂, *J* = 7.5 Hz); 14.11 (s, 1H, NH). Anal. calcd. for C₁₂H₁₄FN₃S: C, 57.35; H, 5.61; N, 16.72. Found: C, 57.33; H, 5.39; N, 16.90.

4-(1-naphthyl)-5-(2-fluorophenyl)-2,4-dihydro-3*H*-1,2,4-triazole-3-thione (**4at**). CAS number: 496787-38-3. Yield: 78%. M.p. 242-244°C. ¹H-NMR (DMSO-*d*₆) δ (ppm): 7.07-7.14 (m, 2H, ArH); 7.40-7.45 (m, 3H, ArH); 7.54-7.58 (m, 4H, ArH); 7.99-8.02 (m, 2H, ArH); 14.44 (s, 1H, NH). Anal. calcd. for C₁₈H₁₂FN₃S: C, 67.27; H, 3.76; N, 13.08. Found: C, 66.98; H, 3.32; N, 12.96.

5-(2-fluorophenyl)-4-(3-tolyl)-2,4-dihydro-3*H*-1,2,4-triazole-3-thione (**5at**). CAS number: 694478-51-8. Yield: 90%. M.p. 214-216°C. ¹H-NMR (DMSO-*d*₆) δ (ppm): 2.25 (s, 3H, CH₃); 7.04-7.57 (m, 8H, ArH); 14.29 (s, 1H, NH). Anal. calcd. for C₁₅H₁₂FN₃S: C, 63.14; H, 4.24; N, 14.73. Found: C, 63.03; H, 4.41; N, 14.56.

5-(2-fluorophenyl)-4-(3-fluorophenyl)-2,4-dihydro-3*H*-1,2,4-triazole-3-thione (**7at**). Yield: 78%. M.p. 202-204°C. ¹H-NMR (DMSO-*d*₆) δ (ppm): 7.27-7.56 (m, 8H, ArH); 14.32 (s, 1H, NH). Anal. calcd. for C₁₄H₉F₂N₃S: C, 58.12; H, 3.14; N, 14.53. Found: C, 57.91; H, 3.18; N, 14.67.

4-(3-chlorophenyl)-5-(2-fluorophenyl)-2,4-dihydro-3*H*-1,2,4-triazole-3-thione (**9at**). CAS number: 694473-88-6. Yield: 75%. M.p. 215-217°C. ¹H-NMR (DMSO-*d*₆) δ (ppm): 7.25-7.38 (m, 4H, ArH); 7.52-7.61 (m, 4H, ArH); 14.31 (s, 1H, NH). Anal. calcd. for C₁₄H₉ClFN₃S: C, 55.00; H, 2.97; N, 13.74. Found: C, 55.03; H, 3.13; N, 13.56.

4-(3-bromophenyl)-5-(2-fluorophenyl)-2,4-dihydro-3*H*-1,2,4-triazole-3-thione (**11at**). Yield: 68%. M.p. >300°C. ¹H-NMR (DMSO-*d*₆) δ (ppm): 7.13-7.65 (m, 8H, ArH); 14.28 (s, 1H, NH). Anal. calcd. for C₁₄H₉BrFN₃S: C, 48.01; H, 2.59; N, 12.00. Found: C, 47.99; H, 2.22; N, 12.09.

4-(3-iodophenyl)-5-(2-fluorophenyl)-2,4-dihydro-3*H*-1,2,4-triazole-3-thione (**13at**). Yield: 65%. M.p. 218-220°C. ¹H-NMR (DMSO-*d*₆) δ (ppm): 7.21-7.32 (m, 4H, ArH); 7.64-7.57 (m, 2H, ArH); 7.73-7.78 (m, 2H, ArH); 14.36 (s, 1H, NH). Anal. calcd. for C₁₄H₉FIN₃S: C, 42.33; H, 2.28; N, 10.58. Found: C, 42.38; H, 2.53; N, 10.50.

4-(4-iodophenyl)-5-(2-fluorophenyl)-2,4-dihydro-3*H*-1,2,4-triazole-3-thione (**14at**). Yield: 88%. M.p. 284-286°C. ¹H-NMR (DMSO-*d*₆) δ (ppm): 7.05-7.30 (m, 4H, ArH); 7.48-7.55 (m, 2H, ArH); 7.73-7.81 (m, 2H, ArH); 14.31 (s, 1H, NH). Anal. calcd. for C₁₄H₉FIN₃S: C, 42.33; H, 2.28; N, 10.58. Found: C, 42.50; H, 2.51; N, 10.36.

4-(3-trifluoromethylphenyl)-5-(2-fluorophenyl)-2,4-dihydro-3*H*-1,2,4-triazole-3-thione (**15at**). Yield: 65%. M.p. 212-214°C. ¹H-NMR (DMSO-*d*₆) δ (ppm): 7.21-7.60 (m, 8H, ArH); 14.36 (s, 1H, NH). Anal. calcd. for C₁₅H₉F₄N₃S: C, 53.10; H, 2.67; N, 12.38. Found: C, 53.24; H, 2.45; N, 12.35.

4-(4-trifluoromethylphenyl)-5-(2-fluorophenyl)-2,4-dihydro-3*H*-1,2,4-triazole-3-thione (**16at**). Yield: 68%. M.p. 124-126°C. ¹H-NMR (DMSO-*d*₆) δ (ppm): 7.19-7.96 (m, 8H, ArH); 14.39 (s, 1H, NH). Anal. calcd. for C₁₅H₉F₄N₃S: C, 53.10; H, 2.67; N, 12.38. Found: C, 52.93; H, 2.50; N, 12.76.

5-(3-fluorophenyl)-4-propyl-2,4-dihydro-3*H*-1,2,4-triazole-3-thione (**1bt**). CAS number: 1549486-52-3. Yield: 65%. M.p. 126-128°C. ¹H-NMR (DMSO-*d*₆) δ (ppm): 0.69 (t, 3H, CH₃, *J* = 7.5 Hz); 1.51 (sext, 2H, CH₂, *J* = 7.5 Hz); 4.01 (t, 2H, CH₂, *J* = 7.5 Hz); 7.43-7.69 (m, 4H, ArH); 14.04 (s, 1H, NH). Anal. calcd. for C₁₁H₁₂FN₃S: C, 55.68; H, 5.10; N, 17.71. Found: C, 55.73; H, 5.09; N, 17.47.

5-(3-fluorophenyl)-4-(1-naphthyl)-2,4-dihydro-3*H*-1,2,4-triazole-3-thione (**4bt**). Yield: 67%. M.p. 287-289°C. ¹H-NMR (DMSO-*d*₆) δ (ppm): 7.10-7.78 (m, 9H, ArH); 8.14 (dd, 2H, ArH, *J* = 4.2 Hz); 14.45 (s, 1H, NH). Anal. C₁₈H₁₂FN₃S (C, H, N). Anal. calcd. for C₁₈H₁₂FN₃S: C, 67.27; H, 3.76; N, 13.08. Found: C, 67.35; H, 3.52; N, 13.19.

5-(3-fluorophenyl)-4-(3-tolyl)-2,4-dihydro-3*H*-1,2,4-triazole-3-thione (**5bt**). Yield: 80%. M.p. 234-236°C. ¹H-NMR (DMSO-*d*₆) δ (ppm): 2.31 (s, 3H, CH₃); 7.09-7.44 (m, 8H, ArH); 14.24 (s, 1H, NH). Anal. calcd. for C₁₅H₁₂FN₃S: C, 63.14; H, 4.24; N, 14.73. Found: C, 62.97; H, 3.99; N, 14.50.

5-(3-fluorophenyl)-4-(4-tolyl)-2,4-dihydro-3*H*-1,2,4-triazole-3-thione (**6bt**). Yield: 81%. M.p. 239-241°C. ¹H-NMR (DMSO-*d*₆) δ (ppm): 2.36 (s, 3H, CH₃); 7.11-8.19 (m, 8H, ArH); 14.22 (s, 1H, NH). Anal. calcd. for C₁₅H₁₂FN₃S: C, 63.14; H, 4.24; N, 14.73. Found: C, 63.22; H, 4.21; N, 14.58.

4,5-di(3-fluorophenyl)-2,4-dihydro-3*H*-1,2,4-triazole-3-thione (**7bt**). Yield: 65%. M.p. 254-256°C. ¹H-NMR (DMSO-*d*₆) δ (ppm): 7.15-7.57 (m, 8H, ArH); 14.29 (s, 1H, NH). Anal. calcd. for C₁₄H₉F₂N₃S: C, 58.12; H, 3.14; N, 14.53. Found: C, 58.24; H, 3.26; N, 14.50.

4-(3-chlorophenyl)-5-(3-fluorophenyl)-2,4-dihydro-3*H*-1,2,4-triazole-3-thione (**9bt**). Yield: 68%. M.p. 256-258°C. ¹H-NMR (DMSO-*d*₆) δ (ppm): 7.14-7.65 (m, 8H, ArH); 14.28 (s, 1H, NH). Anal. calcd. for C₁₄H₉ClFN₃S: C, 55.00; H, 2.97; N, 13.74. Found: C, 54.92; H, 3.11; N, 13.26.

4-(3-bromophenyl)-5-(3-fluorophenyl)-2,4-dihydro-3*H*-1,2,4-triazole-3-thione (**11bt**). Yield: 66%. M.p. 255-257°C. ¹H-NMR (DMSO-*d*₆) δ (ppm): 7.14-7.77 (m, 8H, ArH); 14.29 (s, 1H, NH). Anal. calcd. for C₁₄H₉BrFN₃S: C, 48.01; H, 2.59; N, 12.00. Found: C, 47.99; H, 2.25; N, 12.21.

4-(3-iodophenyl)-5-(3-fluorophenyl)-2,4-dihydro-3*H*-1,2,4-triazole-3-thione (**13bt**). Yield: 71%. M.p. 251-253°C. ¹H-NMR (DMSO-*d*₆) δ (ppm): 7.13-7.17 (m, 4H, ArH); 7.29-7.32 (m, 4H, ArH); 14.30 (s, 1H, NH). Anal. calcd. for C₁₄H₉FIN₃S: C, 42.33; H, 2.28; N, 10.58. Found: C, 42.25; H, 2.18; N, 10.71.

4-(4-iodophenyl)-5-(3-fluorophenyl)-2,4-dihydro-3*H*-1,2,4-triazole-3-thione (**14bt**). Yield: 77%. M.p. 234-236°C. ¹H-NMR (DMSO-*d*₆) δ (ppm): 7.13-7.89 (m, 8H, ArH); 14.26 (s, 1H, NH). Anal. calcd. for C₁₄H₉FIN₃S: C, 42.33; H, 2.28; N, 10.58. Found: C, 42.42; H, 2.22; N, 10.31.

4-(3-trifluoromethylphenyl)-5-(3-fluorophenyl)-2,4-dihydro-3*H*-1,2,4-triazole-3-thione (**15bt**). Yield: 60%. M.p. 239-241°C. ¹H-NMR (DMSO-*d*₆) δ (ppm): 7.14-7.93 (m, 8H, ArH); 14.30 (s, 1H, NH). Anal. calcd. for C₁₅H₉F₄N₃S: C, 53.10; H, 2.67; N, 12.38. Found: C, 53.26; H, 2.60; N, 12.21.

4-(4-trifluoromethylphenyl)-5-(3-fluorophenyl)-2,4-dihydro-3*H*-1,2,4-triazole-3-thione (**16bt**). Yield: 62%. M.p. 249-251°C. ¹H-NMR (DMSO-*d*₆) δ (ppm): 7.10-8.06 (m, 8H, ArH); 14.32 (s, 1H, NH). Anal. calcd. for C₁₅H₉F₄N₃S: C, 53.10; H, 2.67; N, 12.38. Found: C, 52.99; H, 2.51; N, 12.50.

4-butyl-5-(4-fluorophenyl)-2,4-dihydro-3*H*-1,2,4-triazole-3-thione (**2ct**). CAS number: 694456-05-8. Yield: 65%. M.p. 108-110°C. ¹H-NMR (DMSO-*d*₆) δ (ppm): 0.73 (t, 3H, CH₃, *J* = 7.2 Hz); 1.11 (sext, 2H, CH₂, *J* = 7.2 Hz); 1.48 (q, 2H, CH₂, *J* = 7.5 Hz); 4.01 (t, 2H, CH₂, *J* = 7.5 Hz); 7.41 (t, 2H, ArH, *J* = 9.0 Hz); 7.43 (m, 2H, ArH); 13.90 (s, 1H, NH). Anal. calcd. for C₁₂H₁₄FN₃S: C, 57.35; H, 5.61; N, 16.72. Found: C, 57.21; H, 5.88; N, 16.91.

5-(4-fluorophenyl)-4-(3-tolyl)-2,4-dihydro-3*H*-1,2,4-triazole-3-thione (**5ct**). CAS number: 1044824-22-1. Yield: 86%. M.p. 256-258°C. ¹H-NMR (DMSO-*d*₆) δ (ppm): 2.32 (s, 3H, CH₃); 7.12-7.39 (m, 8H, ArH); 14.13 (s, 1H, NH). Anal. calcd. for C₁₅H₁₂FN₃S: C, 63.14; H, 4.24; N, 14.73. Found: C, 62.95; H, 4.20; N, 14.50.

5-(4-fluorophenyl)-4-(3-fluorophenyl)-2,4-dihydro-3*H*-1,2,4-triazole-3-thione (**7ct**). Yield: 79%. M.p. 194-196°C. ¹H-NMR (DMSO-*d*₆) δ (ppm): 6.88-6.92 (m, 1H, ArH); 7.08-7.16 (m, 3H, ArH); 7.20-7.26 (m, 3H, ArH); 7.39-7.42 (m, 1H, ArH); 14.29 (s, 1H, NH). Anal. calcd. for C₁₄H₉F₂N₃S: C, 58.12; H, 3.14; N, 14.53. Found: C, 58.03; H, 3.12; N, 14.59.

4-(3-bromophenyl)-5-(4-fluorophenyl)-2,4-dihydro-3*H*-1,2,4-triazole-3-thione (**11ct**). Yield: 79%. M.p. 276-278°C. ¹H-NMR (DMSO-*d*₆) δ (ppm): 7.25-7.65 (t, 2H, ArH, *J* = 9.0 Hz); 7.37-7.48 (m, 4H, ArH); 7.68-7.75 (m, 2H, ArH); 14.20 (s, 1H, NH). Anal. calcd. for C₁₄H₉BrFN₃S: C, 48.01; H, 2.59; N, 12.00. Found: C, 47.86; H, 2.53; N, 12.15.

4-(3-iodophenyl)-5-(4-fluorophenyl)-2,4-dihydro-3*H*-1,2,4-triazole-3-thione (**13ct**). Yield: 85%. M.p. 251-253°C. ¹H-NMR (DMSO-*d*₆) δ (ppm): 7.24-7.30 (m, 4H, ArH); 7.37-7.40 (m, 2H, ArH); 7.84-7.86 (m, 2H, ArH); 14.17 (s, 1H, NH). Anal. calcd. for C₁₄H₉FIN₃S: C, 42.33; H, 2.28; N, 10.58. Found: C, 42.03; H, 2.01; N, 10.60.

4-(4-iodophenyl)-5-(4-fluorophenyl)-2,4-dihydro-3*H*-1,2,4-triazole-3-thione (**14ct**). Yield: 86%. M.p. 214-216°C. ¹H-NMR (DMSO-*d*₆) δ (ppm): 7.24-7.32 (m, 4H, ArH); 7.43-7.46 (m, 2H, ArH); 7.92-7.93 (m, 2H, ArH); 14.25 (s, 1H, NH). Anal. calcd. for C₁₄H₉FIN₃S: C, 42.33; H, 2.28; N, 10.58. Found: C, 42.51; H, 2.40; N, 10.37.

4-(3-trifluoromethylphenyl)-5-(4-fluorophenyl)-2,4-dihydro-3*H*-1,2,4-triazole-3-thione (**15ct**). Yield: 77%. M.p. 283-285°C. ¹H-NMR (DMSO-*d*₆) δ (ppm): 7.23-7.26 (m, 2H, ArH); 7.37-7.39 (m, 2H, ArH); 7.70-7.73 (m, 2H, ArH); 7.85-7.90 (m, 2H, ArH); 14.25 (s, 1H, NH). Anal. calcd. for C₁₅H₉F₄N₃S: C, 53.10; H, 2.67; N, 12.38. Found: C, 53.08; H, 2.63; N, 12.55.

4-(4-trifluoromethylphenyl)-5-(4-fluorophenyl)-2,4-dihydro-3H-1,2,4-triazole-3-thione (**16ct**). Yield: 80%. M.p. 282-284°C. ¹H-NMR (DMSO-d₆) δ (ppm): 7.23-7.39 (m, 4H, ArH); 7.51 (d, 2H, ArH, *J* = 8.4 Hz); 8.03 (d, 2H, ArH, *J* = 8.4 Hz); 14.23 (s, 1H, NH). Anal. calcd. for C₁₅H₉F₄N₃S: C, 53.10; H, 2.67; N, 12.38. Found: C, 53.11; H, 2.54; N, 12.43.

List of 466 descriptors used in QSAR modeling:

molecular weight [mass_au]
log P
length
width
length/width
depth
width/depth
log P/width/depth
box volume [angstrom³]
log P/box volume
box area [angstrom²]
log P/box area
box cross section
log P/box cross section
H-bond donor count
H-bond acceptor count
total accessible surface area [angstrom²]
nonpolar area
rotatable bond count
rotatable bond count nonterminal
all count
Hydrogen count
Carbon count
Oxygen count
Fluorine count
Chlorine count
Bromine count
all bond count
single bond count
Csp³ bonded to 2 C
Csp³ bonded to 1 C
Csp² bonded to 3 C
Csp² bonded to 2 C
amide count

sec-amine count
tertiary-amine count
methyl count
methylene count
ring count all
ring count all aromatic
ring count all nonaromatic
ring count 5 member
ring count nonaromatic 5
ring count 6 member
ring count aromatic 6
ring size smallest
energy dielectric [kcal/mol]
heat of formation [kcal/mol]
highest partial charge on H
highest partial charge on donatable H
lowest partial charge on free H acceptor
lowest partial charge on O
lowest partial charge on N
highest partial charge on C
lowest partial charge on C
second highest partial charge on H
third highest partial charge on H
highest partial charge on N
dipole moment from partial charges [debye]
highest electrophilic susceptibility
highest nucleophilic susceptibility
highest radical susceptibility
highest electrophilic susceptibility on C
highest nucleophilic susceptibility on C
highest radical susceptibility on C
highest electrophilic susceptibility on N
highest nucleophilic susceptibility on N
highest radical susceptibility on N
highest electrophilic susceptibility on O
highest nucleophilic susceptibility on O
highest radical susceptibility on O
highest electrophilic susceptibility on H
highest nucleophilic susceptibility on H
highest radical susceptibility on H
HOMO energy [eV]

LUMO energy [eV]
HOMO-LUMO gap
dipole moment [debye]
solvent accessible surf area [angstrom²]
polarizability [angstrom³]
highest partial charge
lowest partial charge
total positive partial charge
total negative partial charge
highest partial charge/total positive partial charge
lowest partial charge/total negative partial charge
partial positive surface area
partial positive surface area*total positive partial charge
partial negative surface area
partial negative surface area*total negative partial charge
partial positive surface area-partial negative surface area
partial positive surface area-partial negative surface area-partial negative surface area*total negative
partial charge
partial positive surface area/total accessible surface area
partial negative surface area/total accessible surface area
partial positive surface area*total positive partial charge/total accessible surface area
partial negative surface area*total negative partial charge/total accessible surface area
abs(charge) weighted area
charge weighted area
charge weighted polar area
charge weighted nonpolar area
atomic charge weighted positive area
atomic charge weighted negative area
atomic charge weighted positive area-atomic charge weighted negative area
atomic charge weighted positive area/total accessible surface area
atomic charge weighted negative area/total accessible surface area
hydrogen donor partial surface area
hydrogen donor partial surface area/total accessible surface area
high charge partial surface area
high charge partial surface area/total accessible surface area
high positive charge partial surface area
high positive charge partial surface area/total accessible surface area
high negative charge partial surface area
high negative charge partial surface area/total accessible surface area
electrophilic weighted area
nucleophilic weighted area

radical weighted area
high electrophilic partial area
high nucleophilic partial area
high radical partial area
hydrophobic dipole
hydrophobicity weighted area
hydrophobicity weighted positive area
hydrophobicity weighted negative area
hydrophobicity weighted positive area/total accessible surface area
hydrophobicity weighted negative area/total accessible surface area
nonpolar area/accessible area
width>7
width>8
width>9
width>10
width>11
length>7
length>8
length>9
length>10
length>11
length>12
length>13
length>14
length>15
length>16
length>17
length>18
molecular weight>240
molecular weight>260
molecular weight>280
molecular weight>300
molecular weight>320
molecular weight>340
molecular weight>360
molecular weight>380
molecular weight>400
log P/MW
length/MW
width/MW
length/width/MW

depth/MW
width/depth/MW
log P/width/depth/MW
box volume/MW
box area/MW
box cross section/MW
H-bond donor count/MW
H-bond acceptor count/MW
total accessible surface area/MW
nonpolar area/MW
molecule count/MW
rotatable bond count/MW
rotatable bond count nonterminal/MW
all count/MW
Hydrogen count/MW
Carbon count/MW
Nitrogen count/MW
Oxygen count/MW
Fluorine count/MW
Sulfur count/MW
Chlorine count/MW
Bromine count/MW
all bond count/MW
single bond count/MW
double bond count/MW
Csp³ bonded to 2 C/MW
Csp³ bonded to 1 C/MW
Csp² bonded to 3 C/MW
Csp² bonded to 2 C/MW
Csp² bonded to 1 C/MW
amide count/MW
sec-amine count/MW
tertiary-amine count/MW
methyl count/MW
methylene count/MW
ring count all/MW
ring count all aromatic/MW
ring count all nonaromatic/MW
ring count 5 member/MW
ring count nonaromatic 5/MW
ring count 6 member/MW

ring count aromatic 6/MW
ring size smallest/MW
ring size largest/MW
energy dielectric/MW
heat of formation/MW
highest partial charge on H/MW
highest partial charge on donatable H/MW
lowest partial charge on free H acceptor/MW
lowest partial charge on O/MW
lowest partial charge on N/MW
highest partial charge on C/MW
lowest partial charge on C/MW
second highest partial charge on H/MW
third highest partial charge on H/MW
highest partial charge on N/MW
dipole moment from partial charges/MW
highest electrophilic susceptibility/MW
highest nucleophilic susceptibility/MW
highest radical susceptibility/MW
highest nucleophilic susceptibility on C/MW
highest radical susceptibility on C/MW
highest nucleophilic susceptibility on N/MW
highest nucleophilic susceptibility on O/MW
HOMO energy/MW
LUMO energy/MW
HOMO-LUMO gap/MW
dipole moment/MW
solvent accessible surf area/MW
polarizability/MW
highest partial charge/MW
lowest partial charge/MW
total positive partial charge/MW
total negative partial charge/MW
molecular weight²
log P²
length²
width²
length/width²
depth²
width/depth²
log P/width/depth²

box volume²
box area²
box cross section²
log P/box cross section²
H-bond donor count²
H-bond acceptor count²
total accessible surface area²
nonpolar area²
rotatable bond count²
rotatable bond count nonterminal²
all count²
Hydrogen count²
Carbon count²
Fluorine count²
all bond count²
single bond count²
Csp³ bonded to 2 C²
Csp³ bonded to 1 C²
Csp² bonded to 3 C²
Csp² bonded to 2 C²
methylene count²
ring count all²
ring count all aromatic²
ring count 6 member²
ring count aromatic 6²
ring size smallest²
energy dielectric²
heat of formation²
highest partial charge on H²
highest partial charge on donatable H²
lowest partial charge on free H acceptor²
lowest partial charge on O²
lowest partial charge on N²
highest partial charge on C²
lowest partial charge on C²
second highest partial charge on H²
third highest partial charge on H²
highest partial charge on N²
dipole moment from partial charges²
highest electrophilic susceptibility²
highest nucleophilic susceptibility²

highest radical susceptibility²
highest electrophilic susceptibility on C²
highest nucleophilic susceptibility on C²
highest radical susceptibility on C²
highest nucleophilic susceptibility on N²
highest radical susceptibility on N²
highest nucleophilic susceptibility on O²
highest radical susceptibility on O²
HOMO energy²
LUMO energy²
HOMO-LUMO gap²
dipole moment²
solvent accessible surf area²
polarizability²
ln(molecular weight)
ln(log P)
ln(length)
ln(width)
ln(length/width)
ln(depth)
ln(width/depth)
ln(log P/width/depth)
ln(box volume)
ln(log P/box volume)
ln(box area)
ln(log P/box area)
ln(box cross section)
ln(log P/box cross section)
ln(H-bond donor count)
ln(H-bond acceptor count)
ln(total accessible surface area)
ln(nonpolar area)
ln(rotatable bond count)
ln(rotatable bond count nonterminal)
ln(all count)
ln(Hydrogen count)
ln(Carbon count)
ln(Fluorine count)
ln(all bond count)
ln(single bond count)
ln(Csp² bonded to 3 C)

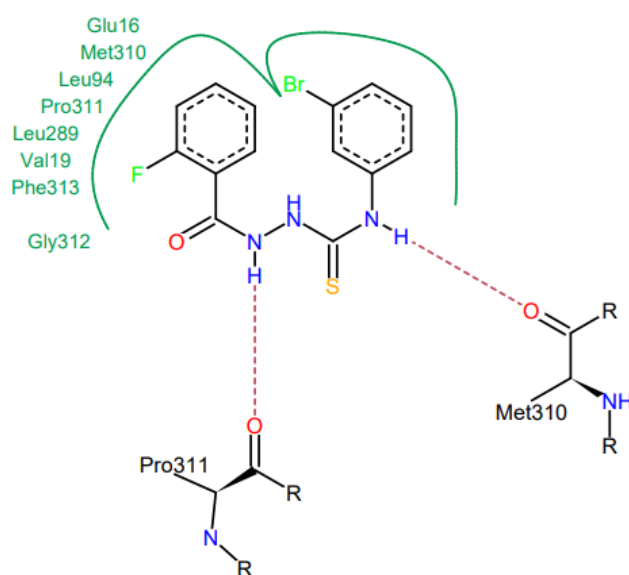
ln(Csp² bonded to 2 C)
ln(ring count all)
ln(ring count all aromatic)
ln(ring count 6 member)
ln(ring count aromatic 6)
ln(ring size smallest)
ln(highest partial charge on H)
ln(highest partial charge on donatable H)
ln(highest partial charge on C)
ln(second highest partial charge on H)
ln(third highest partial charge on H)
ln(dipole moment from partial charges)
ln(highest electrophilic susceptibility)
ln(highest nucleophilic susceptibility)
ln(highest radical susceptibility)
ln(highest electrophilic susceptibility on C)
ln(highest nucleophilic susceptibility on C)
ln(highest radical susceptibility on C)
ln(highest electrophilic susceptibility on N)
ln(highest nucleophilic susceptibility on N)
ln(highest radical susceptibility on N)
ln(highest electrophilic susceptibility on H)
ln(highest nucleophilic susceptibility on H)
ln(highest radical susceptibility on H)
ln(HOMO-LUMO gap)
ln(dipole moment)
ln(solvent accessible surf area)
ln(polarizability)
1.0/molecular weight
1.0/log P
1.0/length
1.0/width
1.0/length/width
1.0/depth
1.0/width/depth
1.0/log P/width/depth
1.0/box volume
1.0/log P/box volume
1.0/box area
1.0/log P/box area
1.0/box cross section

1.0/log P/box cross section
1.0/H-bond donor count
1.0/H-bond acceptor count
1.0/total accessible surface area
1.0/nonpolar area
1.0/rotatable bond count
1.0/rotatable bond count nonterminal
1.0/ all count
1.0/ Hydrogen count
1.0/ Carbon count
1.0/ Fluorine count
1.0/all bond count
1.0/single bond count
1.0/Csp² bonded to 3 C
1.0/Csp² bonded to 2 C
1.0/ring count all
1.0/ring count all aromatic
1.0/ring count 6 member
1.0/ring count aromatic 6
1.0/ring size smallest
1.0/energy dielectric
1.0/heat of formation
1.0/highest partial charge on H
1.0/highest partial charge on donatable H
1.0/lowest partial charge on free H acceptor
1.0/lowest partial charge on N
1.0/highest partial charge on C
1.0/lowest partial charge on C
1.0/second highest partial charge on H
1.0/third highest partial charge on H
1.0/highest partial charge on N
1.0/dipole moment from partial charges
1.0/highest electrophilic susceptibility
1.0/highest nucleophilic susceptibility
1.0/highest radical susceptibility
1.0/highest electrophilic susceptibility on C
1.0/highest nucleophilic susceptibility on C
1.0/highest radical susceptibility on C
1.0/highest electrophilic susceptibility on N
1.0/highest nucleophilic susceptibility on N
1.0/highest radical susceptibility on N

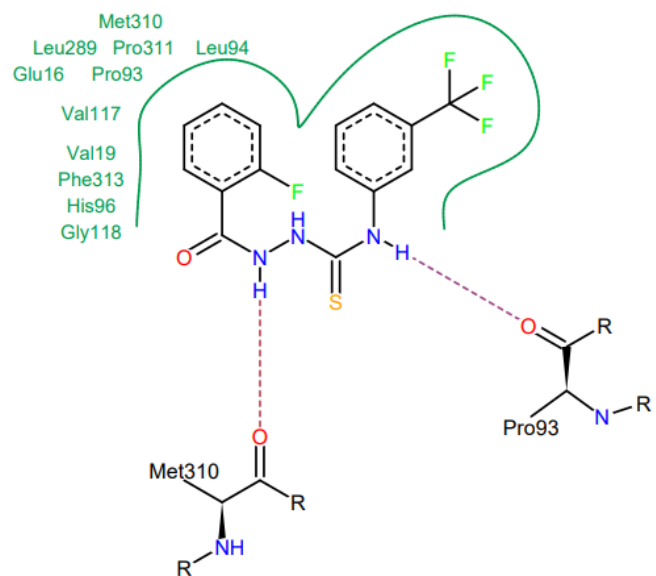
1.0/highest electrophilic susceptibility on H
1.0/highest nucleophilic susceptibility on H
1.0/highest radical susceptibility on H
1.0/HOMO energy
1.0/LUMO energy
1.0/HOMO-LUMO gap
1.0/dipole moment
1.0/solvent accessible surf area
1.0/polarizability
sqrt(molecular weight)
sqrt(log P)
sqrt(length)
sqrt(width)
sqrt(length/width)
sqrt(depth)
sqrt(width/depth)
sqrt(log P/width/depth)
sqrt(box volume)
sqrt(log P/box volume)
sqrt(box area)
sqrt(log P/box area)
sqrt(box cross section)
sqrt(log P/box cross section)
sqrt(H-bond donor count)
sqrt(H-bond acceptor count)
sqrt(total accessible surface area)
sqrt(nonpolar area)
sqrt(rotatable bond count)
sqrt(rotatable bond count nonterminal)
sqrt(all count)
sqrt(Hydrogen count)
sqrt(Carbon count)
sqrt(Fluorine count)
sqrt(all bond count)
sqrt(single bond count)
sqrt(Csp² bonded to 3 C)
sqrt(Csp² bonded to 2 C)
sqrt(ring count all)
sqrt(ring count all aromatic)
sqrt(ring count 6 member)
sqrt(ring count aromatic 6)

sqrt(ring size smallest)
 sqrt(highest partial charge on H)
 sqrt(highest partial charge on donatable H)
 sqrt(highest partial charge on C)
 sqrt(second highest partial charge on H)
 sqrt(third highest partial charge on H)
 sqrt(dipole moment from partial charges)
 sqrt(highest electrophilic susceptibility)
 sqrt(highest nucleophilic susceptibility)
 sqrt(highest radical susceptibility)
 sqrt(highest electrophilic susceptibility on C)
 sqrt(highest nucleophilic susceptibility on C)
 sqrt(highest radical susceptibility on C)
 sqrt(highest electrophilic susceptibility on N)
 sqrt(highest nucleophilic susceptibility on N)
 sqrt(highest radical susceptibility on N)
 sqrt(highest electrophilic susceptibility on H)
 sqrt(highest nucleophilic susceptibility on H)
 sqrt(highest radical susceptibility on H)
 sqrt(HOMO-LUMO gap)
 sqrt(dipole moment)
 sqrt(solvent accessible surf area)
 sqrt(polarizability)

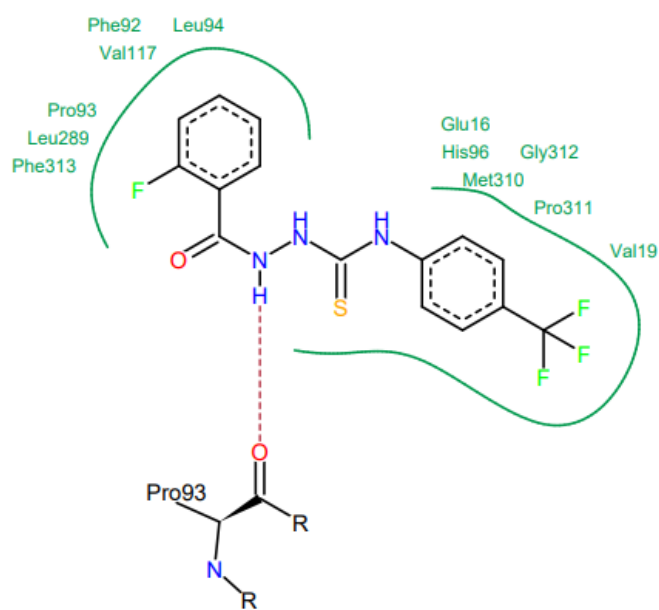
Docking binding poses:



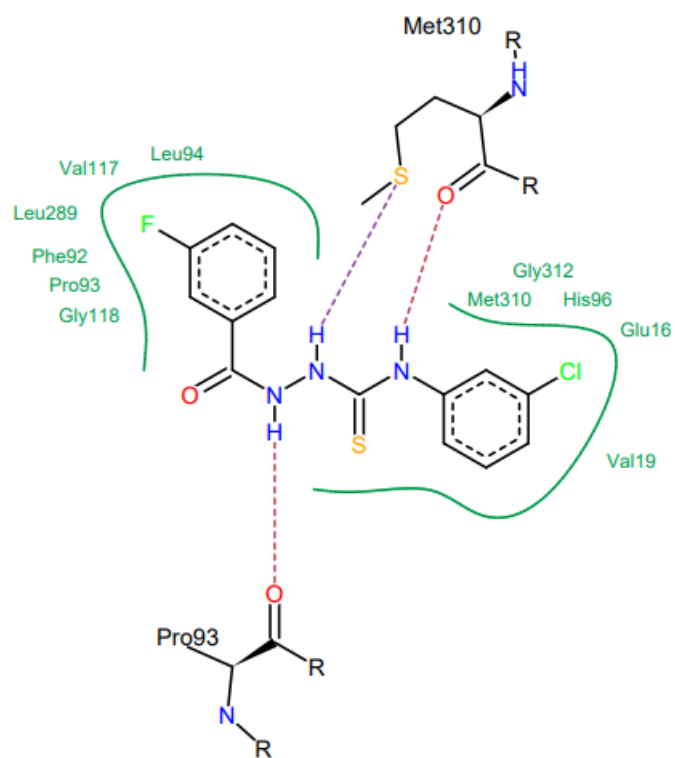
11a



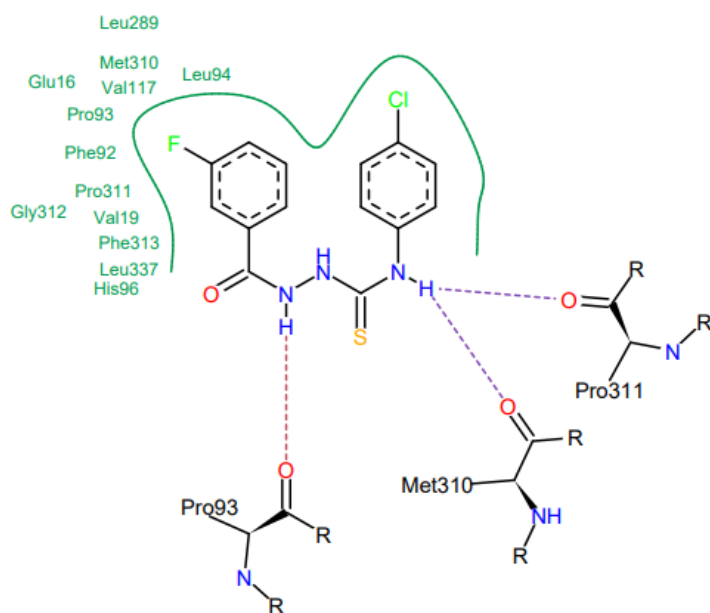
15a



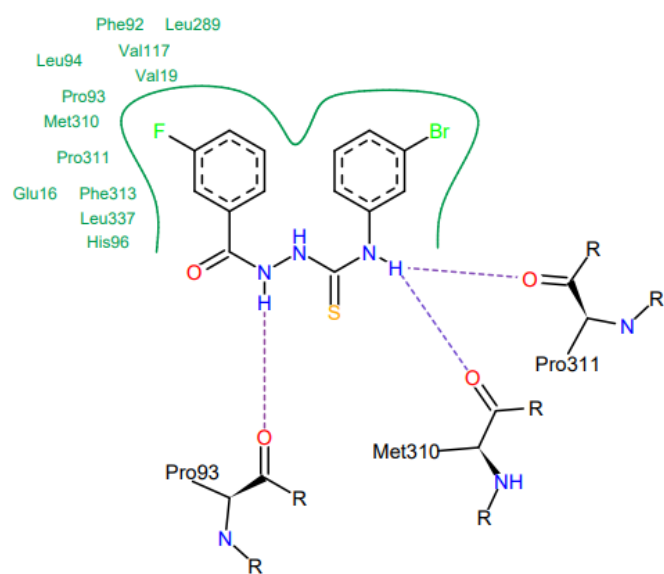
16a



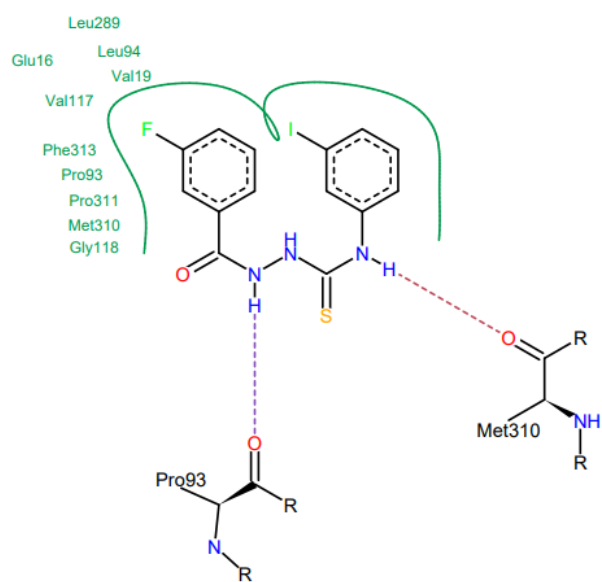
9b



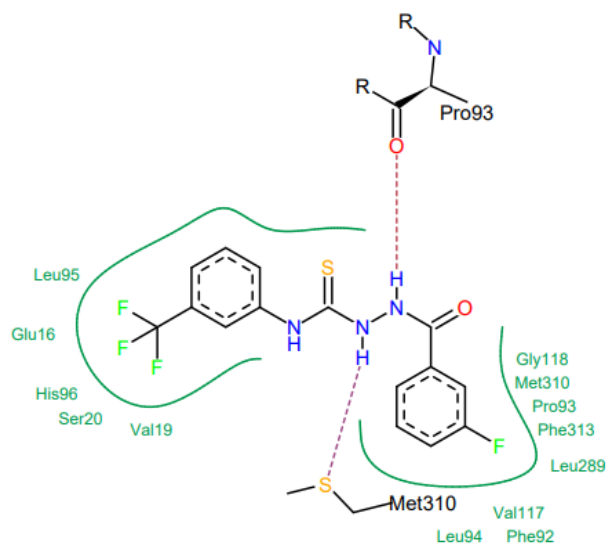
10b



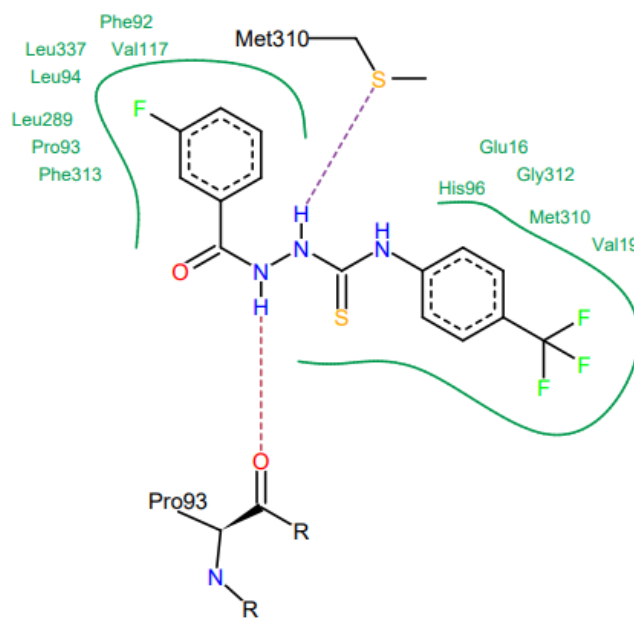
11b



13b



15b



16b