

Review

Indane-1,3-Dione: From Synthetic Strategies to Applications

Corentin Pigot *, Damien Brunel * and Frédéric Dumur *

Aix Marseille University, CNRS, ICR, UMR7273, F-13397 Marseille, France

* Correspondence: pigotcorentin2@gmail.com (C.P.); damienbru@laposte.net (D.B.); frederic.dumur@univ-amu.fr (F.D.)

Abstract: Indane-1,3-dione is a versatile building block used in numerous applications ranging from biosensing, bioactivity, bioimaging to electronics or photopolymerization. In this review, an overview of the different chemical reactions enabling access to this scaffold but also to the most common derivatives of indane-1,3-dione are presented. Parallel to this, the different applications in which indane-1,3-dione-based structures have been used are also presented, evidencing the versatility of this structure.

Keywords: indanedione; chemical modification; domino reaction; MCR; spiro compounds

Citation: Pigot, C.; Brunel, D.; Dumur, F. Indane-1,3-dione: From Synthetic Strategies to Applications. *Molecules* **2022**, *27*, 5976. <https://doi.org/10.3390/molecules27185976>

Academic Editor: José C. González-Gómez

Received: 10 August 2022

Accepted: 6 September 2022

Published: 14 September 2022

Publisher's Note: MDPI stays neutral with regard to jurisdictional claims in published maps and institutional affiliations.



Copyright: © 2022 by the authors. Licensee MDPI, Basel, Switzerland. This article is an open access article distributed under the terms and conditions of the Creative Commons Attribution (CC BY) license (<https://creativecommons.org/licenses/by/4.0/>).

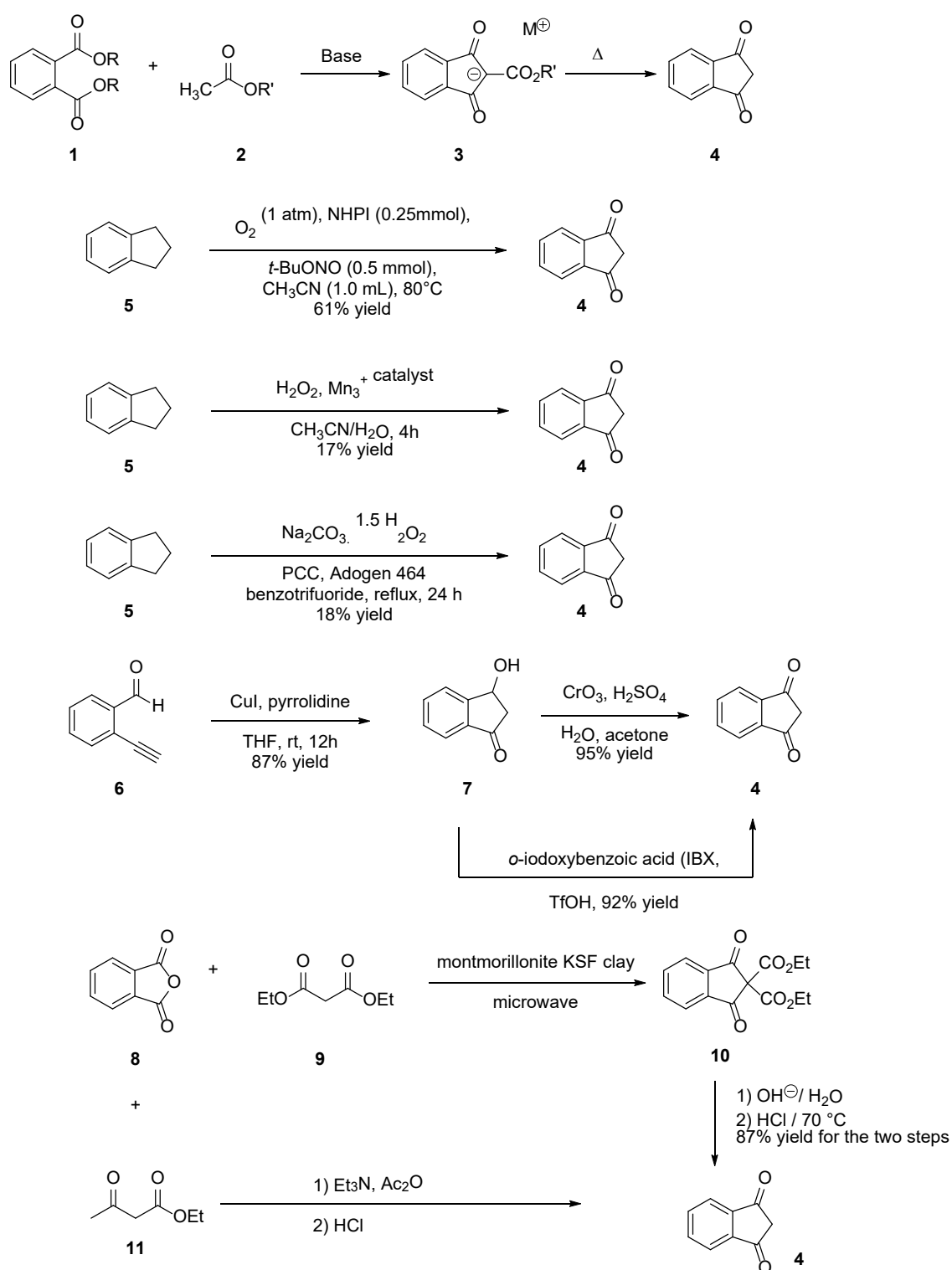
1. Introduction

Indane-1,3-dione is among one of the most privileged scaffolds in chemistry, as the derivatives of this structure can find applications in various research fields ranging from medicinal chemistry, organic electronics, photopolymerization, to optical sensing and non-linear optical (NLO) applications. One of its closest analogues, namely indanone, is commonly associated with the design of biologically active compounds [1–3]. The most relevant examples in this field are undoubtedly Donepezil, which is still under use for the treatment of Alzheimer's disease [4], or Indinavir, which is used for the treatment of AIDs disease [5]. Interest for indanone derivatives is notably motivated by the fact that this structure can be found in numerous natural products (Caraphenol B isolated from *Caragana sinica* [6], Pterosin B isolated from marine cyanobacterium [7], another derivative extracted from filamentous marine cyanobacterium *Lyngbya majuscula*) [7], sustaining the interest for these compounds [8,9]. Due to the similarity of structure with indanone, indane-1,3-dione is also of high current interest, and this molecule has also been extensively studied as a synthetic intermediate for the design of many different biologically active molecules [10]. Beyond its common use in the design of biologically active molecules, indane-1,3-dione is also an electron acceptor widely used for the design of dyes for solar cells applications, photoinitiators of polymerization or chromophores for NLO applications [11]. As an interesting feature, indane-1,3-dione possesses an active methylene group, making this electron acceptor an excellent candidate for its association with electron donors by means of Knoevenagel reactions [12]. Ketone groups can also be easily functionalized with malononitrile, enabling to convert it as a stronger electron acceptor. In this review, an overview of the different chemical modifications performed on the indane-1,3-dione core is reported. Following the description of the synthetic access to the indane-1,3-dione derivatives, their uses in the design of biologically active molecules and organic dyes for various applications in organic electronics are reported. Finally, in the last part, an extensive scope of applications is detailed.

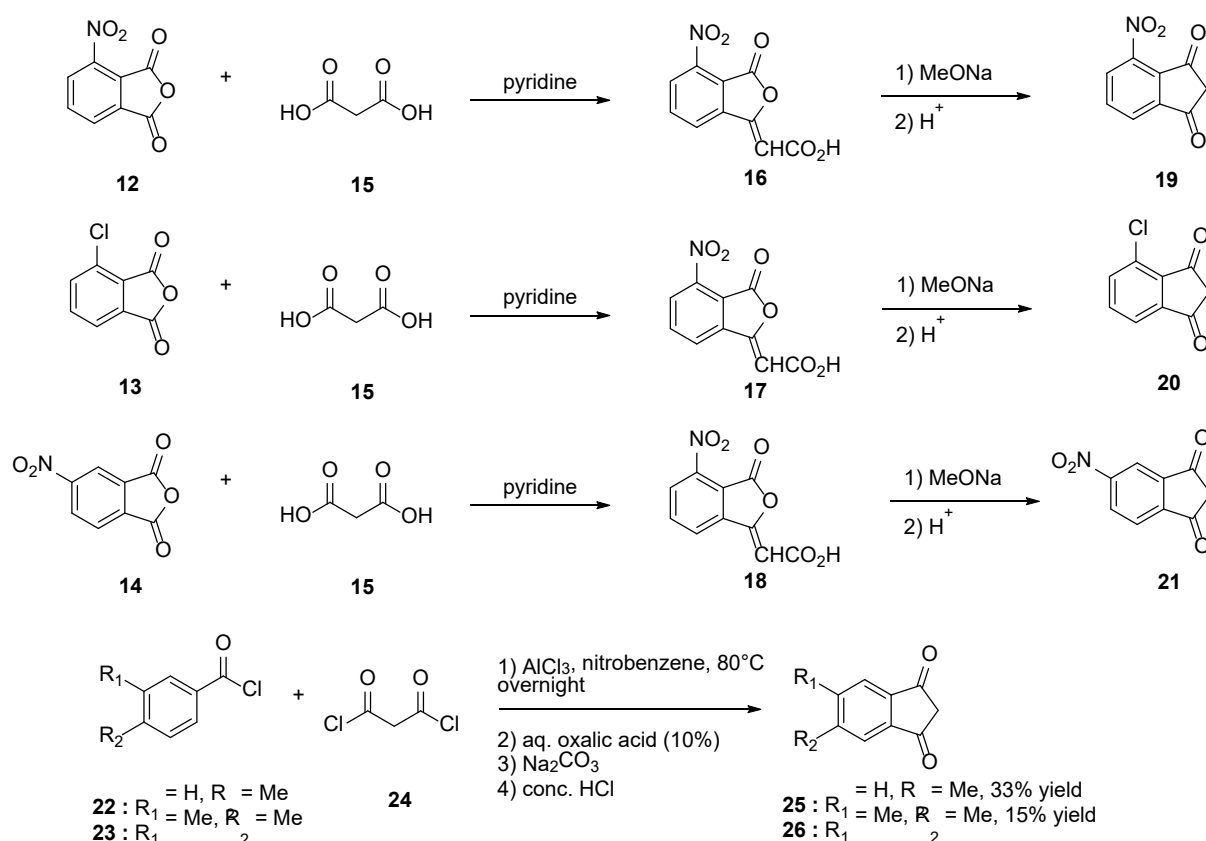
2. Chemical Modification of the Indane-1,3-dione Core

2.1. Synthesis of Indane-1,3-dione

Indane-1,3-dione can be synthesized following different synthetic procedures. Furthermore, the most straightforward one consists in the nucleophilic addition of alkyl acetate **2** on dialkyl phthalate **1** under basic conditions, enabling to produce the intermediate 2-(ethoxycarbonyl)-1,3-dioxo-2,3-dihydro-1*H*-inden-2-ide anion **3**. Then, by heating under acidic conditions, this intermediate can be hydrolyzed and decarboxylated in situ, producing indane-1,3-dione **4** in ca. 50% yield for the two steps [13,14]. However, several procedures were also reported to access **4** by oxidation of indane **5**, using various oxidizing systems such as *N*-hydroxyphthalimide (NHPI) and *tert*-butyl nitrite (*t*-BuONO) [15], H₂O₂ with a Mn catalyst [16], pyridinium dichromate (PCC) in the presence of Adogen 464 and sodium percarbonate (Na₂CO₃ · 1.5 H₂O₂) [17]. Furthermore, in these different cases, reaction yields remained often limited (17 and 18% yields) while requiring expensive reagents so that the first procedure remains undoubtedly the most popular one to obtain indane-1,3-dione **4** in acceptable yield (see Scheme 1). Recently, a two-step procedure was developed, starting from 2-ethynylbenzaldehyde **6** [18]. By means of a Cu-catalyzed intramolecular annulation reaction, 3-hydroxy-2,3-dihydro-1*H*-inden-1-one **7** was prepared in 87% yield and a subsequent oxidation of **7** with Jones' reagent enabled to obtain **4** in 95% yield. As alternative, *o*-iodoxybenzoic acid (IBX) can also be used as an oxidant, providing **4** in similar yield (92%) [19]. Several strategies were also developed to convert phthalic anhydride **8** into **4** using diethyl malonate **9** and montmorillonite KSF clay [20] or ethyl acetoacetate **11** in the presence of acetic anhydride and triethylamine [21]. In the case of substituted indane-1,3-diones, two distinct routes were developed depending on the substituents attached on the phthalic anhydrides. Thus, in the case of electron-withdrawing groups such as nitro and chlorine (**12–14**), the condensation of malonic acid in pyridine proved to be a straightforward route to access **19–21** [22]. Conversely, in the case of electron-donating groups such as alkyl substituents (**22, 23**), a specific procedure was developed, consisting [23] in a Friedel–Craft reaction of 4-methylbenzoyl chloride **22** or 3,4-dimethylbenzoyl chloride **23** with malonyl dichloride **24**, followed by an acidic treatment with concentrated hydrochloric acid furnishing after purification of the two compounds **25** and **26** in 33 and 15% yield, respectively (see Scheme 2).



Scheme 1. Synthetic routes to indane-1,3-dione 4.

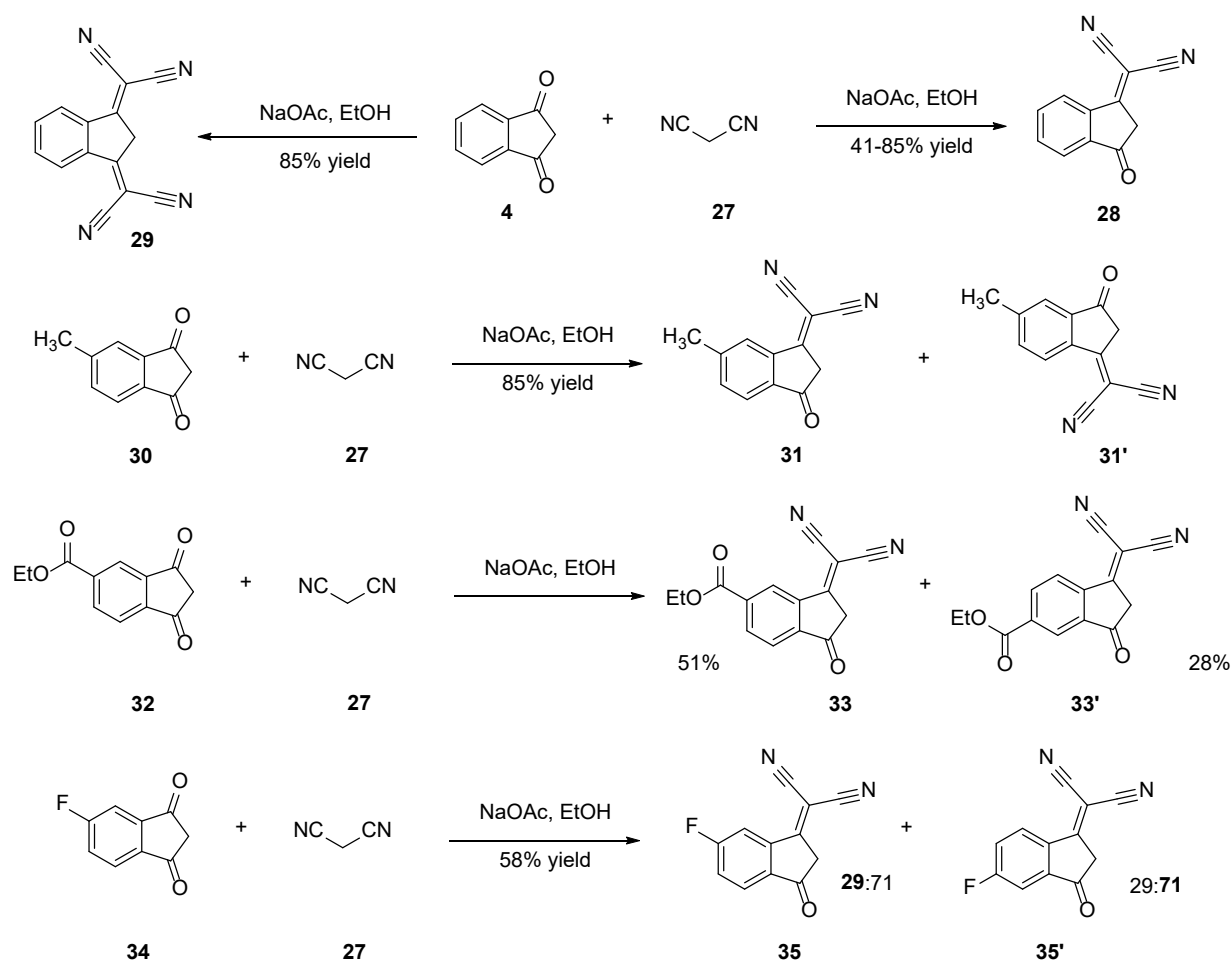


Scheme 2. Synthetic routes to substituted indane-1,3-diones **19–21** and **25, 26**.

2.2. Chemical Engineering around the Ketone Groups

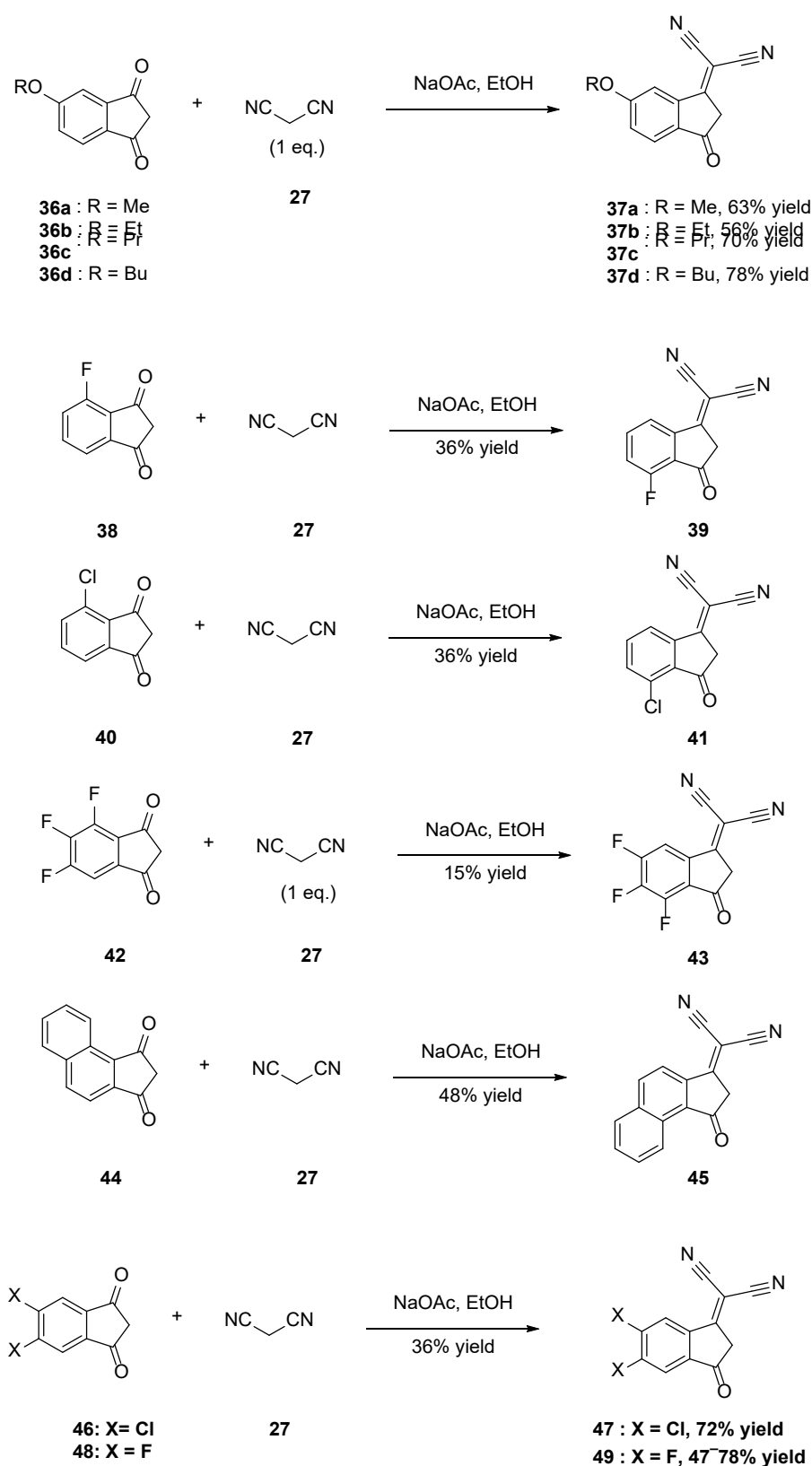
2.2.1. Functionalization with Cyano Groups

2-(3-Oxo-2,3-dihydro-1*H*-inden-1-ylidene)malononitrile **28** [24–28] and 2,2'-(1*H*-indene-1,3(2*H*)-diylidene)dimalononitrile **29** [28–30] can be synthesized by a Knoevenagel reaction of malononitrile **27** on **4** in ethanol using sodium acetate or piperidine as the bases. In the two cases, an excess of malononitrile was used, and the selection between the di- and the tetracyano-substituted derivative could be obtained by controlling the reaction temperature. Thus, the dicyano compound **28** can be obtained at room temperature contrarily to the tetracyano one **29** that is synthesized by heating the reaction media. In the case of **28**, reaction yields ranging between 61 and 85% were determined, whereas **29** could be obtained with reaction yields ranging from 34 to 45% yield. Functionalization of substituted indane-1,3-diones (**30, 32, 34**) with only one dicyanomethylene group was also examined, and several situations were found. Thus, the Knoevenagel reaction furnished a mixture of inseparable isomers **31,31', 33,33'** and **35,35'** when 5-methyl-1*H*-indene-1,3(2*H*)-dione **30** [23], ethyl 1,3-dioxo-2,3-dihydro-1*H*-indene-5-carboxylate **32** [31] or 5-fluoro-1*H*-indene-1,3(2*H*)-dione **34** [32] were used as the starting materials (see Scheme 3).



Scheme 3. Synthetic routes to **28**, **31**, **31'**, **33**, **33'**, **35**, **35'**.

Conversely, 5-alkoxy-1*H*-indene-1,3(2*H*)-diones **36a** furnished selectively **37a** in 63% yield as a result of the specific activation of one of the two ketones by mesomeric effects [33]. A similar behavior was also observed during the synthesis of **39** [32], **41** [34] and **43** [35], their precursors **38**, **40** and **42** being substituted with halogens. The steric hindrance generated by the substituents was another strategy to control the regioselectivity, and the synthesis of **45** is a relevant example of this (see Scheme 4) [36]. Concerning the symmetrically substituted indane-1,3-diones, those bearing halogens at the 5,6-positions were the most commonly studied, as exemplified with compounds **47** [37] or **49** [32,38].

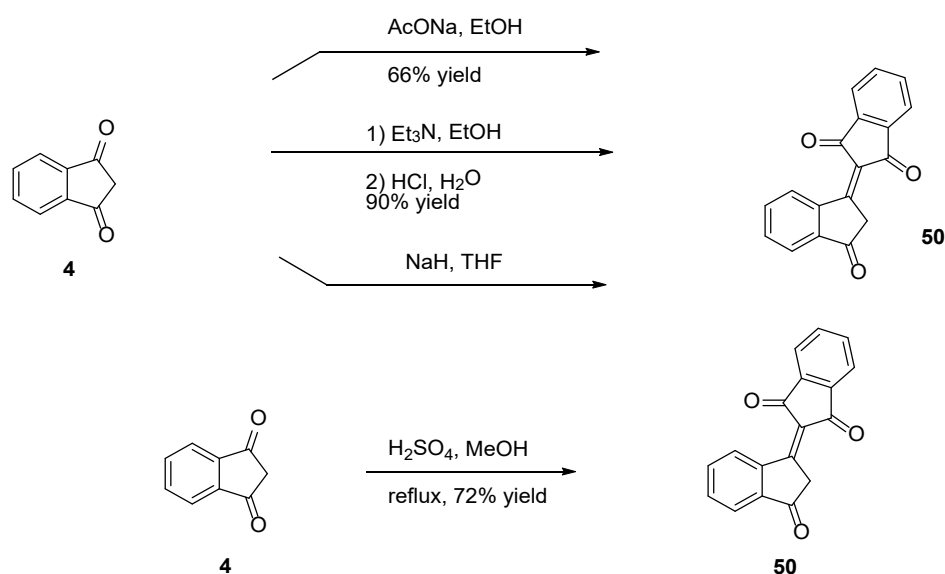


Scheme 4. Synthetic routes to **37a–37d**, **39**, **41**, **43**, **45**, **47** and **49**.

2.2.2. Self-Condensation of Indane-1,3-dione: The Bindone Adduct

Bindone **50** is an electron acceptor widely used due to its stronger electron-withdrawing ability compared to that of **29**. It can be easily synthesized by self-condensation of

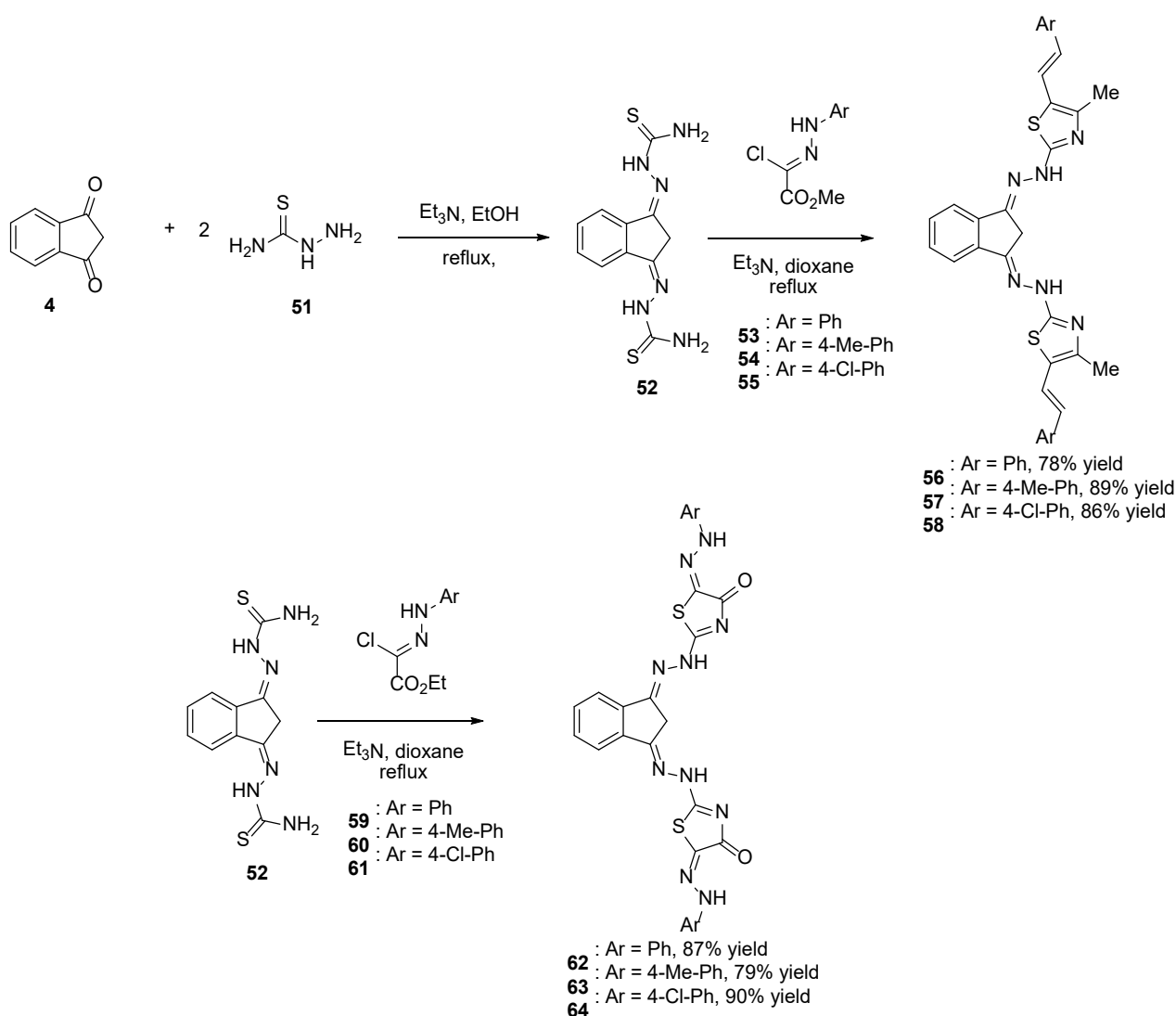
indane-1,3-dione **4** in basic conditions (triethylamine [25], sodium acetate [39], sodium hydride [40]), or in acidic conditions (sulfuric acid [41]) (see Scheme 5).



Scheme 5. Synthesis of bindone **50**.

2.2.3. Formation of *bis*-thiazoles and *bis*-thiazolidinone

Indane-1,3-dione **4** and corresponding derivatives have been extensively studied for their biological activities ranging from antitumor, antibacterial and anti-inflammatory activities [13,42–45]. Parallel to this, 1,3,4-thiadiazole groups also exhibit biological activities [46–54] so that their combinations were examined [55]. From a synthetic viewpoint, *bis*-thiazoles could be obtained in two steps starting from indane-1,3-dione **4**. By first reacting **4** with hydrazinecarboxamide **51** in ethanol, in the presence of triethylamine, 2,2'-((1*H*-indene-1,3(2*H*)-diylidene)*bis*(hydrazine-1-carboxamide) **52** could be obtained. Then, upon reaction with a number of *N*-aryl-2-oxopropane-hydrazoneyl chloride derivatives **53–55**, *bis*-thiazoles **56–58** could be isolated with reaction yields ranging from 78 to 89%. Using a similar procedure, reaction of **52** with ethyl (*N*-arylhydrazono)chloroacetate **59–61** could furnish the corresponding *bis*-thiazolidinone **62–64** in high yields (79–90%) (see Scheme 6).

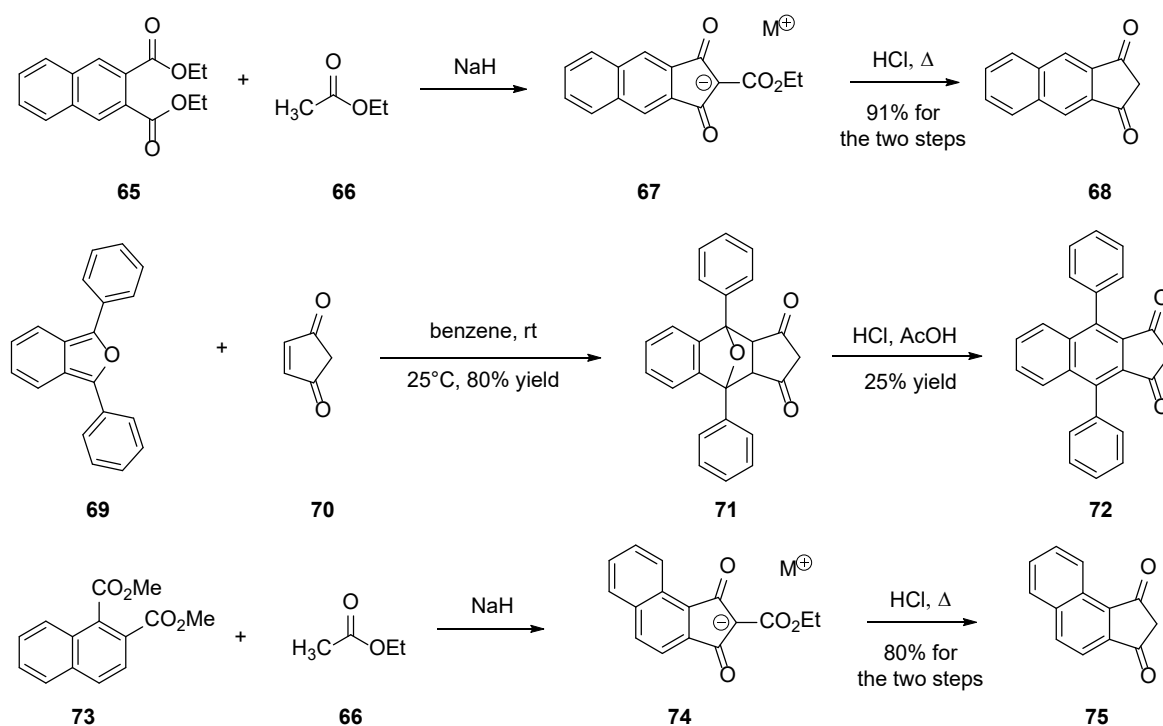


Scheme 6. Synthetic route to *bis*-thiazoles and *bis*-thiazolidinone starting from **4**.

2.3. Chemical Engineering around the Aromatic Groups

2.3.1. Polyaromatic Structures

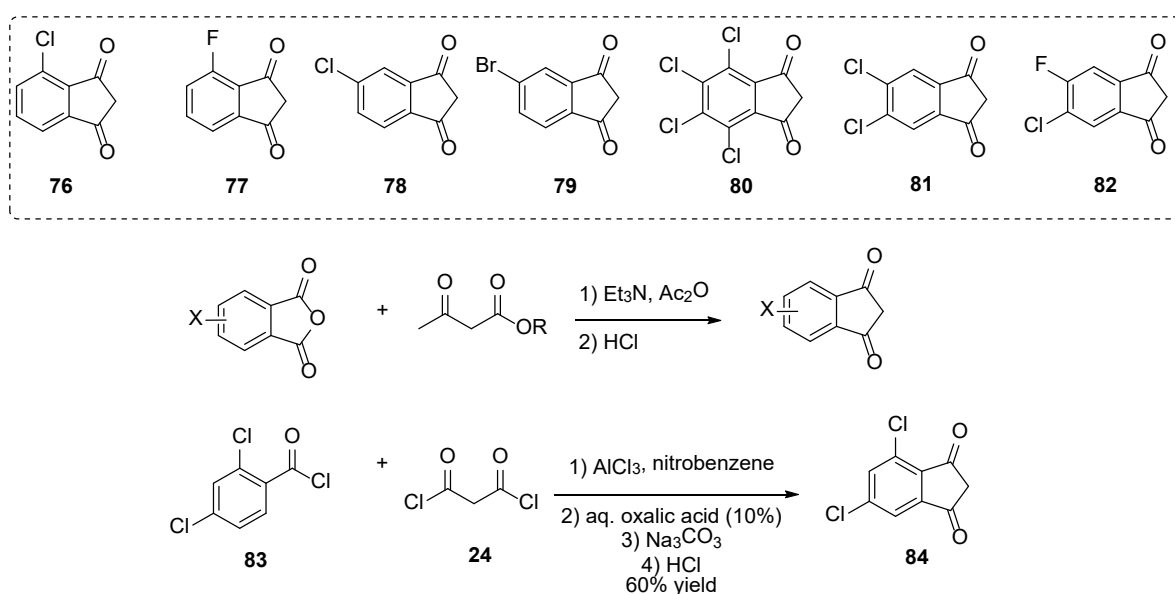
To improve the electron-accepting ability of **4**, an alternative to the substitution of indane-1,3-dione with malononitrile consists in developing polyaromatic structures. Notably, naphthalene derivatives were prepared, following the same synthetic route to that used for **4**, consisting in the condensation of ethyl acetate **66** on diethyl naphthalene-2,3-dicarboxylate **65** in solvent-free and basic conditions. After decarboxylation, **67** could be prepared in 91% yield for the two steps [12,56–60]. Introduction of lateral groups onto **67** is possible but involves a specific route to be developed. A Diels–Alder reaction between 1,3-diphenylbenzo[*c*]furan **69** and cyclopent-4-ene-1,3-dione **70** furnishes the 1,3-diphenylbenzo[*c*]furan-cyclopent-4-ene-1,3-dione adduct **71**. By dehydration in acidic conditions (HCl/H₂SO₄), **71** could be converted to **72** in 25% yield. Recently, the design of a helical-shaped structure **75** was reported [36]. If the structure is innovative, the synthesis is identical to that used for **4**, starting from dimethyl naphthalene-1,2-dicarboxylate **73** (see Scheme 7).



Scheme 7. Synthetic routes to 68, 72 and 75.

2.3.2. Halogenated Indane-1,3-diones

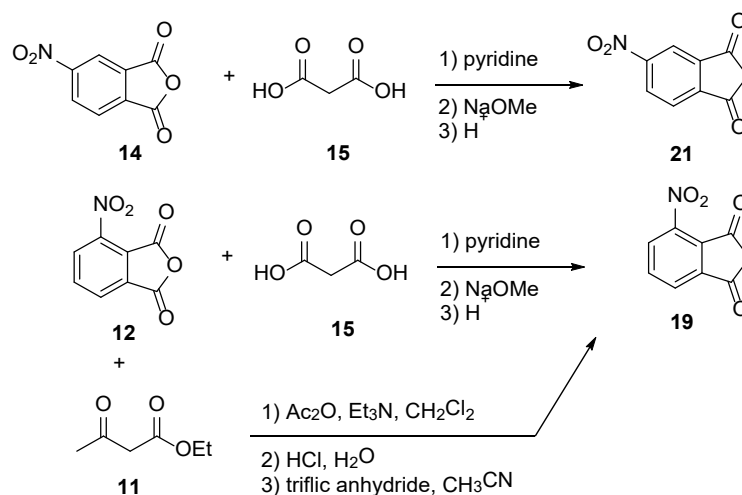
Halogenation of indane-1,3-dione derivatives subsequent to their synthesis is not possible such that such derivatives can only be obtained by first introducing halogens onto their corresponding precursors. Notably, as a first synthetic approach, halogenated phthalic anhydrides were converted as indane-1,3-diones using ethyl acetoacetate, and a series of halogenated indane-1,3-diones **76–82** is presented in Scheme 8 [20,21,28,37,38,40,61]. Parallel to this, the strategy previously mentioned that AlCl_3 -promoted acylation of a benzoyl chloride derivative (**83**) with malonyl chloride **24** proved to be another effective approach to design chlorinated indane-1,3-dione derivatives (**84**) (see Scheme 8).



Scheme 8. Examples of halogenated indane-1,3-diones **76–82**, **84** reported in the literature.

2.3.3. Introduction of Various Electron-Withdrawing Groups on Aromatic Ring Nitration

As previously mentioned for halogenation, electrophilic aromatic substitution cannot be carried out on indane-1,3-dione **4** such that a post-functionalization with nitro groups is required. To date, only few indane-1,3-diones bearing nitro groups have been reported in the literature (see Scheme 9) [21,22,62].



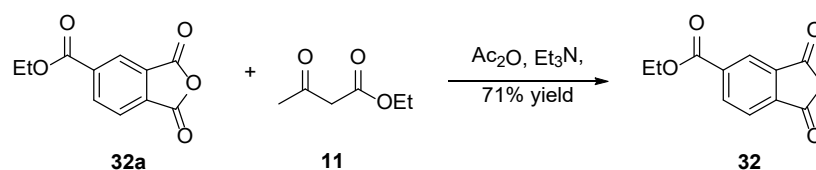
Scheme 9. Synthesis of nitro-substituted indane-1,3-diones **19** and **21**.

2.3.4. Cyanation

To the best of our knowledge, no cyano-substituted indane-1,3-dione derivatives have been reported to date. Furthermore, such acceptors are as crucial as the cyano groups, which are among the best electron-accepting groups.

2.3.5. Introduction of Alkoxy-Carbonyl Groups

Here again, only the post-functionalization of naphthalic anhydrides was used to introduce CO₂R groups. An example is provided below with **32** (see Scheme 10) [31]. By using ethyl acetoacetate **11**, anhydride acetic as the solvent and triethylamine as the base, **32** could be obtained from **32a** in 71% yield.



Scheme 10. Ethoxy-carbonyl compound **32**.

2.4. Chemical Engineering around the Methylene Group

2.4.1. Knoevenagel Reaction

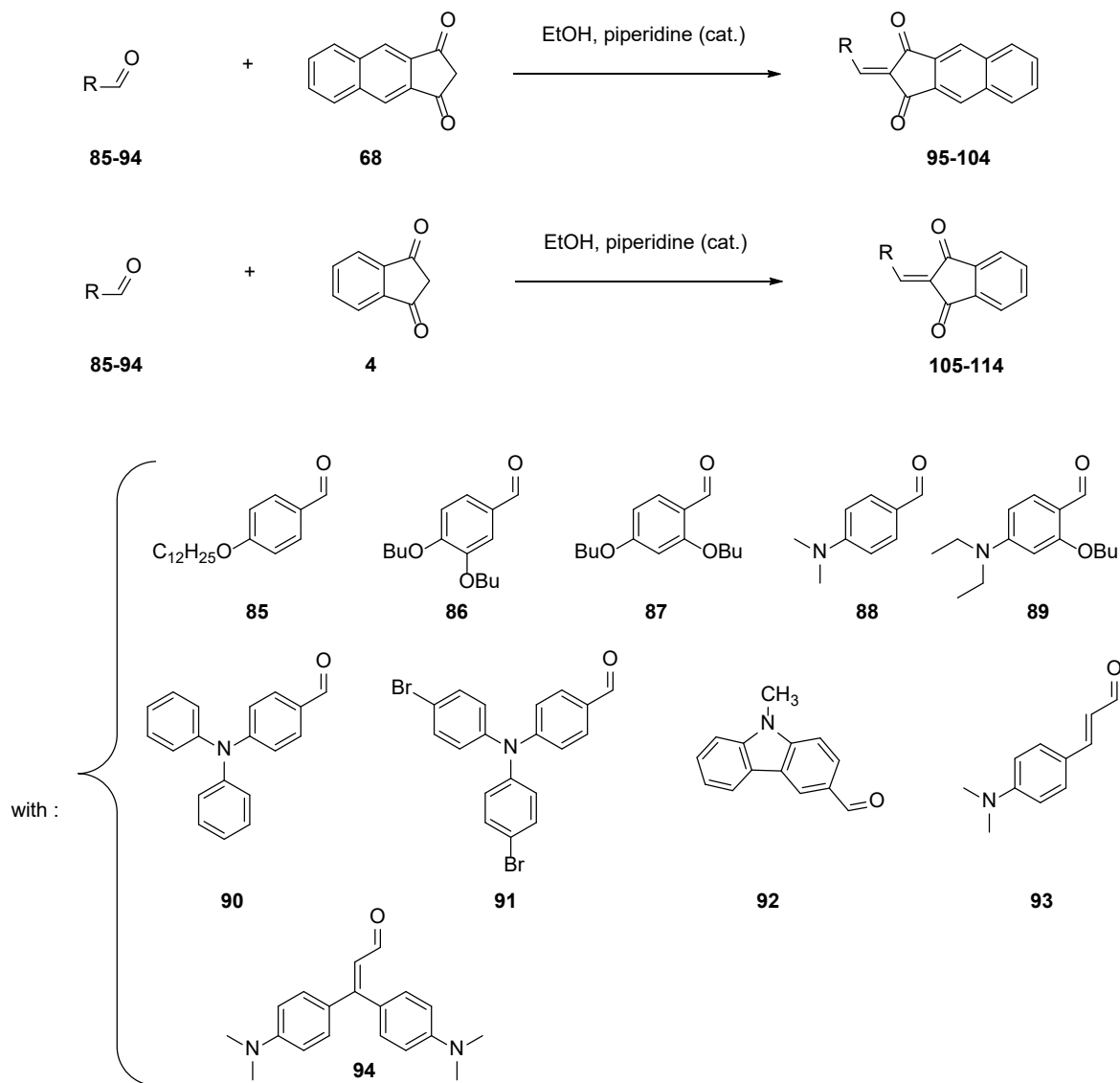
Due to the presence of the two ketones groups on both sides of the methylene groups, indane-1,3-dione **4** possesses a privileged group for realizing Knoevenagel reactions. In the case of indane-1,3-dione **4** and its substituted derivatives, the condensation reaction can be carried out in the conditions initially used by Knoevenagel in 1894 to condense benzaldehyde with ethyl acetoacetate **11**, namely in ethanol with a catalytic amount of piperidine [61]. Typically, Knoevenagel reactions performed with **4** or **68** can be realized with reaction yields higher than 70% (see Table 1 and Scheme 11) [12]. As the main interest of this reaction, use of a highly polar solvent favors the precipitation of dyes **95–114** upon

cooling, and the reaction can be carried out in green conditions since a non-dangerous solvent can be used. Additionally, the work-up can be limited to a simple filtration, avoiding the use of complicated purification processes [56,57].

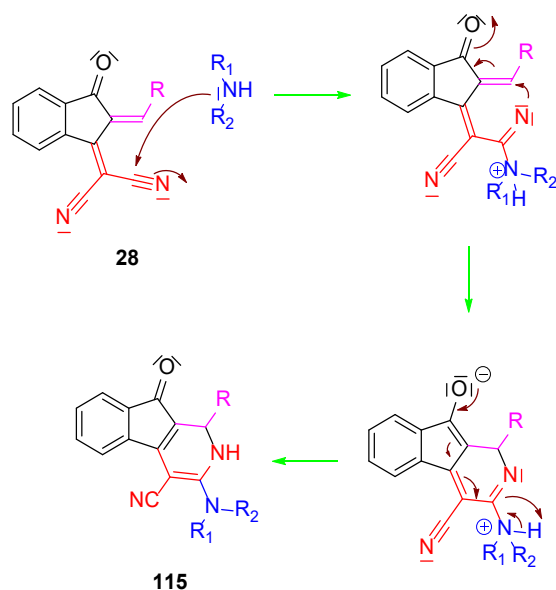
Table 1. Reaction yields obtained for the synthesis of 95–114.

compounds	95	96	97	98	99	100	101	102	103	104
reaction yields	88	84	88	74	94	89	92	85	84	88
compounds	105	106	107	108	109	110	111	112	113	114
reaction yields	74	85	75	82	92	87	81	78	89	85

When 2-(3-oxo-2,3-dihydro-1*H*-inden-1-ylidene)malononitrile **28** and its analogues are involved in Knoevenagel reactions, another amine should be used, and diisopropylethylamine (DIPEA), which is a none-nucleophilic base, is the most popular one. As reported in several recent works, an unexpected nucleophilic addition of secondary amines onto the cyano groups of the push–pull dyes can occur, giving rise to a cyclization reaction and producing 3-(dialkylamino)-1,2-dihydro-9-oxo-9*H*-indeno [2,1-*c*]pyridine-4-carbonitrile derivatives **115**, according to the mechanism proposed in Scheme 12.

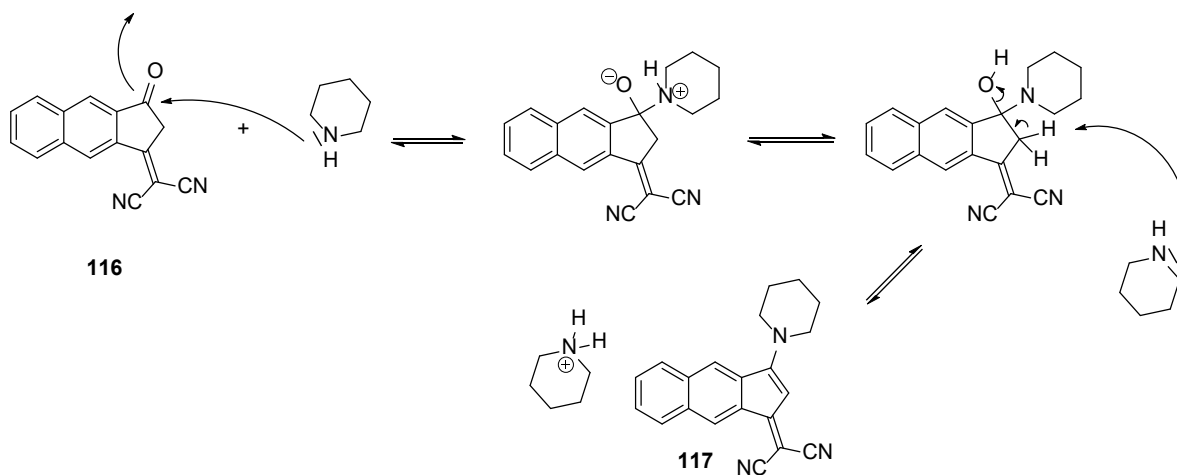


Scheme 11. Synthesis of push–pull dyes 95–114.



Scheme 12. Mechanism resulting in the synthesis of 3-(dialkylamino)-1,2-dihydro-9-oxo-9H-indeno [2,1-c]pyridine-4-carbonitrile derivatives **115**.

Numerous examples of undesired cyclization reactions have notably been reported with piperidine providing 3-(dialkylamino)-1,2-dihydro-9-oxo-9H-indeno [2,1-c]pyridine-4-carbonitrile derivatives **115** instead of the expected push-pull dyes [62–64]. In 2019, an unprecedented nucleophilic addition of piperidine on **101** was also reported, providing **102** after dehydration. The mechanism supporting the formation of this unexpected structure is depicted in Scheme 13, and the crystal structure of this molecule presented in Figure 1 undoubtedly proved its formation.



Scheme 13. Mechanism supporting the formation of **117** starting from **116**.

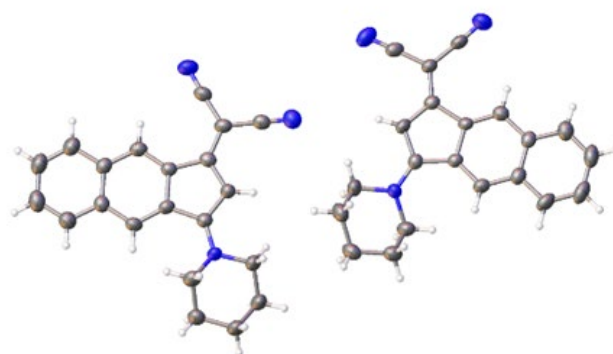
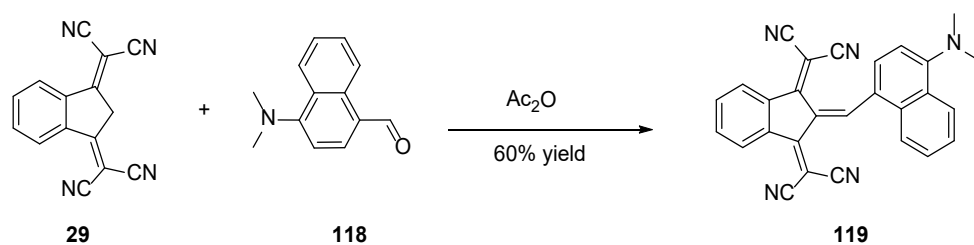


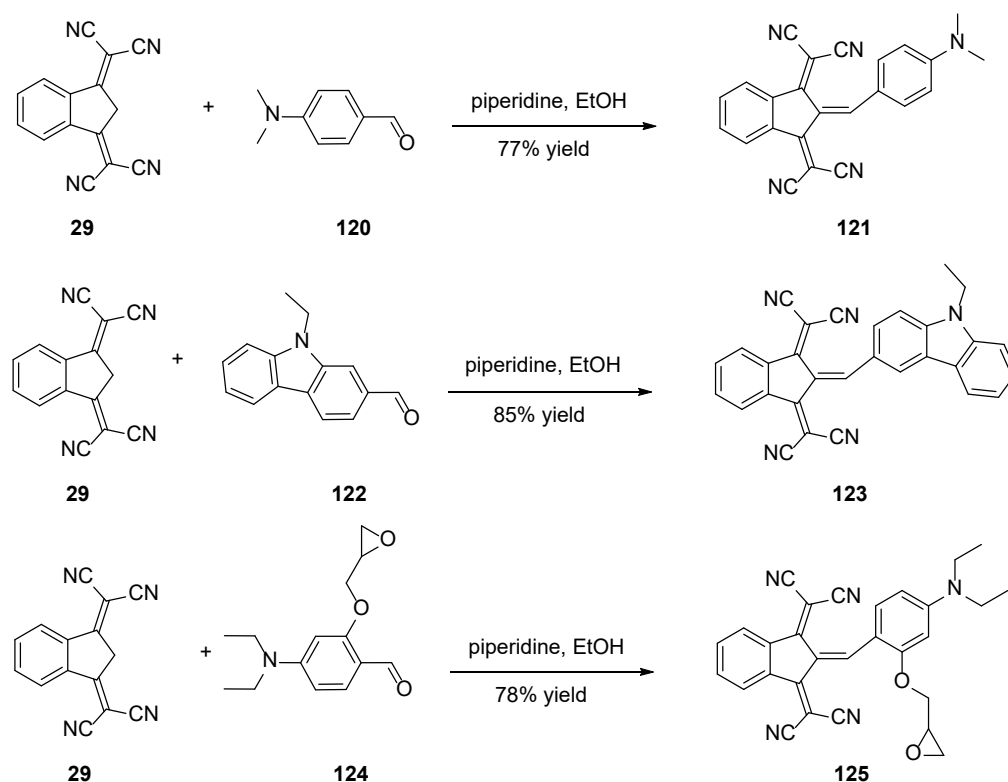
Figure 1. Crystal structure of **117**. Reproduced with permission from Ref [57].

When 2,2'-(1*H*-indene-1,3(2*H*)-diylidene)dimalononitrile **29** and its derivatives are engaged in Knoevenagel reactions, the high stability of their anions in basic conditions impedes the Knoevenagel reactions to proceed. Therefore, acidic conditions should be used, and acetic anhydride is commonly used in this aim (see Scheme 14)[65,66].



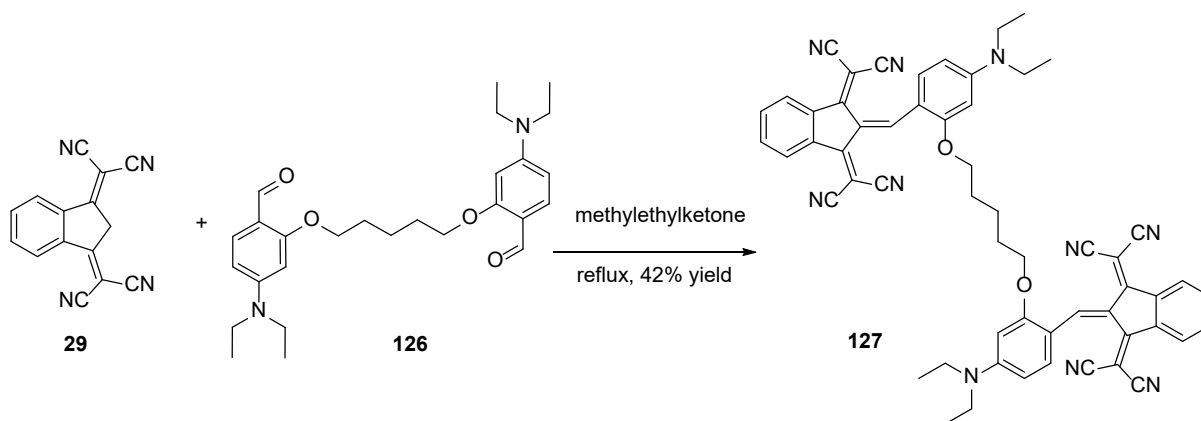
Scheme 14. Synthetic routes to **119** starting from **29**.

Besides, several reports mention the use of the classical piperidine/ethanol conditions to condense **29** onto aromatic aldehydes, despite the strong deactivation of the **29** anion in basic conditions. A few examples of products obtained in these conditions are presented in Scheme 15 (**121** [67], **123** [67] or **125** [68]).



Scheme 15. Knoevenagel reactions performed in classical ethanol/piperidine conditions.

To avoid the use of base, several authors replaced ethanol by solvents of higher boiling points such as methylethylketone (see Scheme 16) [69]. By refluxing **29** and **126** at elevated temperature, **127** could be obtained in 42% yield.

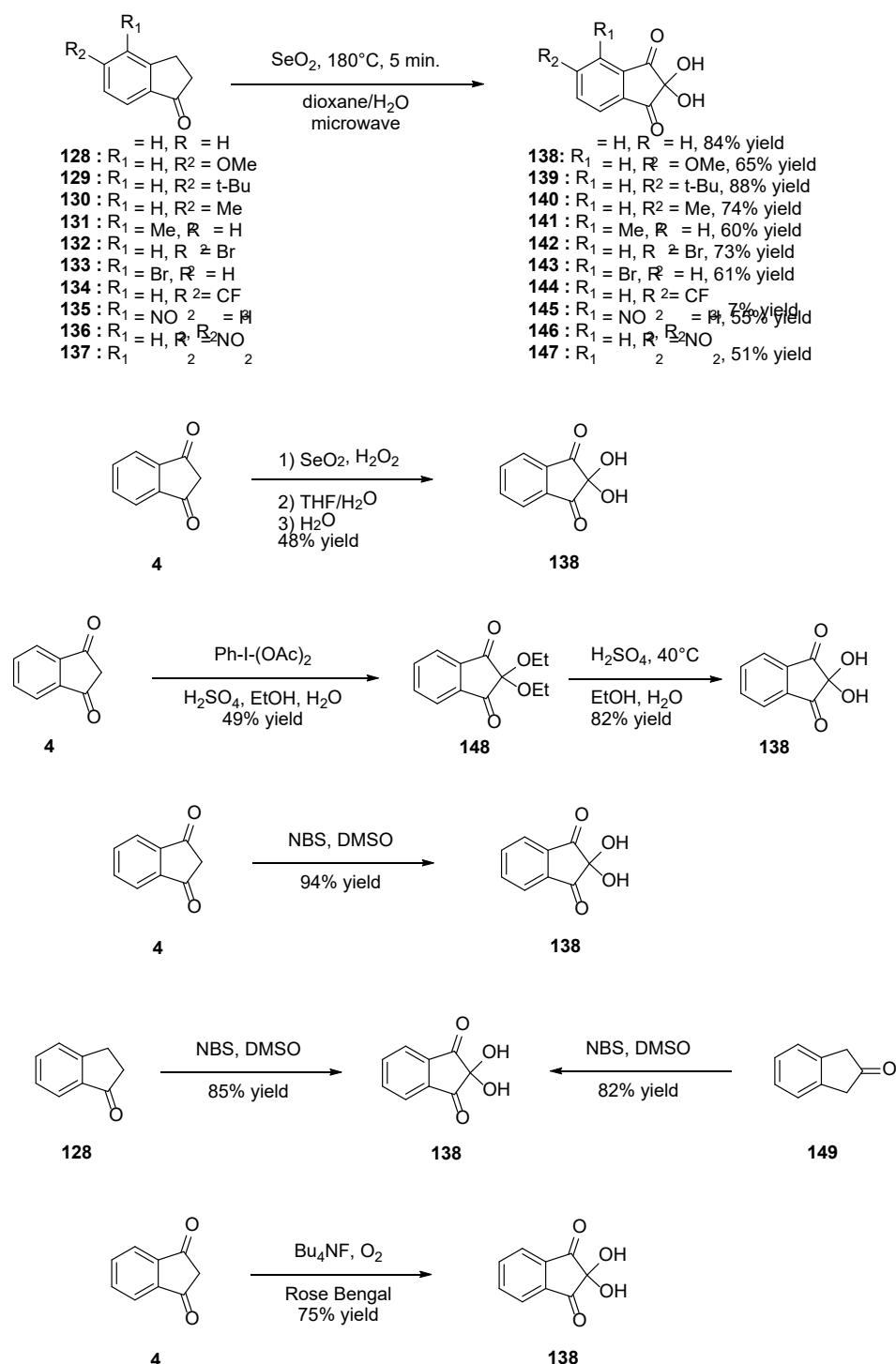


Scheme 16. Synthetic route to push–pull dye **127**.

2.4.2. Oxidation Reaction

Among indane-1,3-dione derivatives, ninhydrin is well known, as it can be advantageously used as a revelator for thin layer chromatography (TLC). Over the years, several strategies have been developed to access to these structures [70]. For instance, oxidation of indane-1-one **128** with selenium oxide (SeO₂) can furnish ninhydrin **138** [71], but this reaction was not limited to **4**, and the oxidation reaction tolerates various substituents such as OMe, *tert*-Bu, Me, Br, CF₃ or NO₂ (see compounds **139–147**, Scheme 17) [72]. Direct oxidation of **4** was also investigated to convert it, as **138** and ninhydrin **138** could be prepared in 48% yield using the dual oxidizing system SeO₂/H₂O₂ [73] in 40% yield for the two steps using iodobenzene diacetate [74] and 94% yield using *N*-bromosuccinimide

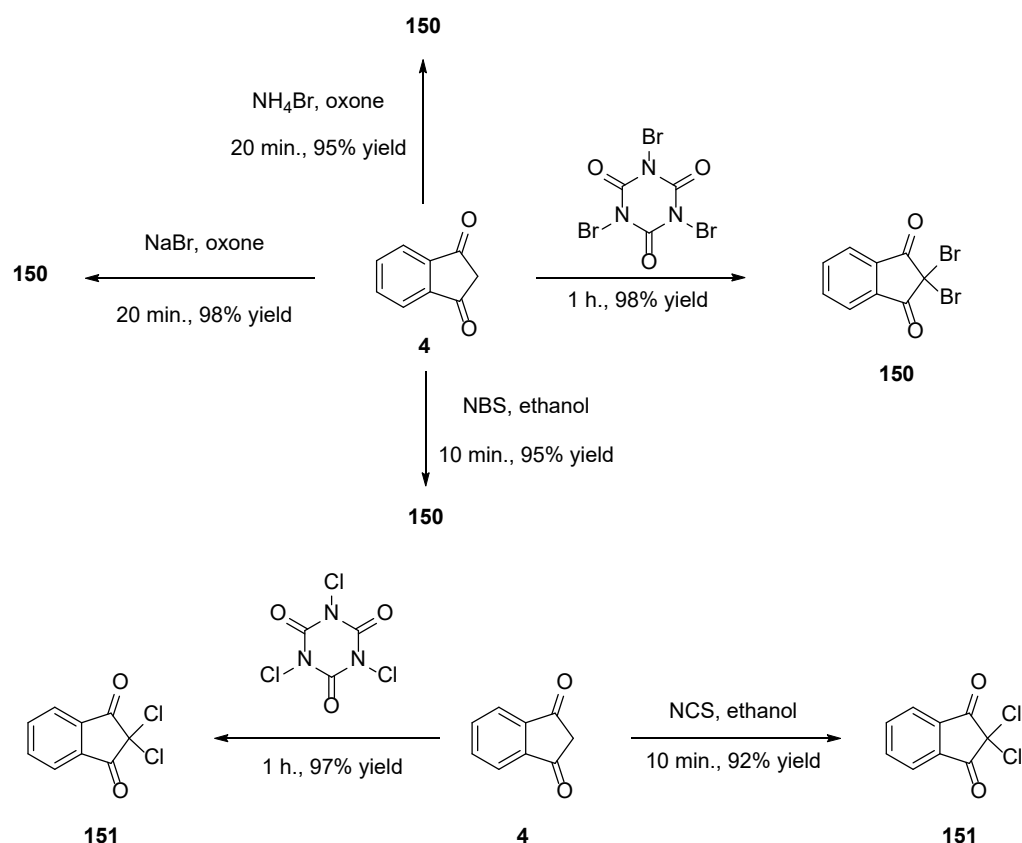
(NBS) in DMSO [75]. However, all attempts to oxidize **4** as **138** using sodium hypochlorite failed, and phthalic acid was isolated as the unique product of the reaction [76]. The authors also demonstrated **138** to be oxidized as phthalic acid, evidencing that sodium hypochlorite is a too strong oxidant. The oxidation reaction with *N*-bromosuccinimide (NBS) in DMSO was not limited to indane-1,3-dione **4**, and indane-1-one **149** and indane-2-one **128** could also be oxidized using the same procedure, providing **138** in 82 and 85% yield, respectively. Photooxidation of **4** in the presence of tetrabutylammonium hexafluorophosphate and oxygen using Rose Bengal as the photosensitizer could convert **4** as **138** in 75% yield upon irradiation with a UV light [77].



Scheme 17. Synthetic route to ninhydrin **138**.

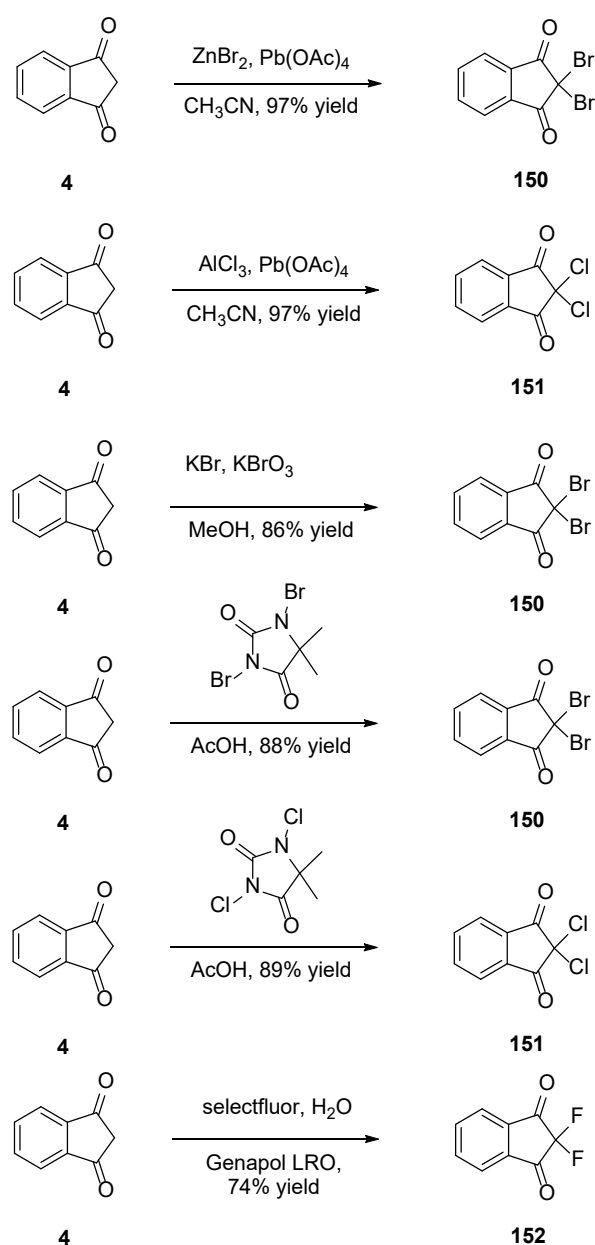
2.4.3. Halogenation

α,α -Dihalogenation reactions of carbonyl compounds have been extensively studied in the literature [78–88], and different procedures were thus developed for the halogenation of indane-1,3-dione **4**. Notably, traditional reagents of halogenation including *N*-chlorosuccinimide (NCS) or NBS in ethanol could provide **150** and **151** in 95 and 92% yields [89]. Several green syntheses were also developed, all based on mechanical ball milling. Using this approach, halogenating agents such as trichloroisocyanuric acid or tribromoisocyanuric acid could furnish **150** and **151** in 98 and 97% yields [90]. Similarly, mechanochemistry of **150** could be efficiently achieved by employing sodium bromide and oxone (98% yield) [85] or ammonium bromide and oxone (see Scheme 18) [91].



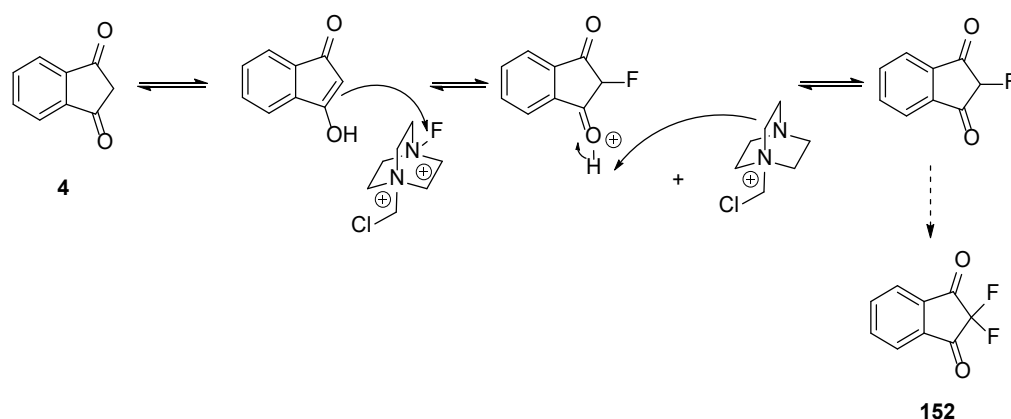
Scheme 18. Different routes for halogenation of indane-1,3-dione **4** at the methylene position.

The conversion of nucleophilic halogens to electrophilic ones could be realized by reacting Lewis acids such as ZnBr_2 or AlCl_3 with lead tetraacetate [92]. High reaction yields were also obtained during the synthesis of **150** while using KBr/KBrO_3 (86% yield) [93], 1,3-dibromo-5,5-dimethylhydantoin in acetic acid (88% yield) [94]. Similarly, **151** could be obtained while reacting **4** with 1,3-dichloro-5,5-dimethylhydantoin in acetic acid (89% yield) [94]. Finally, selectfluor[®] (1-chloromethyl-4-fluoro-1,4-diazoniabicyclo [2.2.2]octane *bis*(tetrafluoroborate)) was the most widely studied fluorinated agent for fluorination of **4** in water while using a surfactant (Genapol LRO) (74% yield) [95], sodium dodecyl sulfate in water (93% yield) [96], or acetonitrile as solvent (60% yield) (see Scheme 19) [41,97]. Furthermore, numerous drawbacks concerning the electrophilic fluorination with selectfluor[®] were reported in the literature. Notably, parallel to the formation of the expected F^+ cation, formation of radical species (F^\bullet) by single electron transfer has also been proposed, even if the mechanistic studies have not fully elucidated the mechanism. Nevertheless, formation of an intermediate monofluorination state could be demonstrated [98].



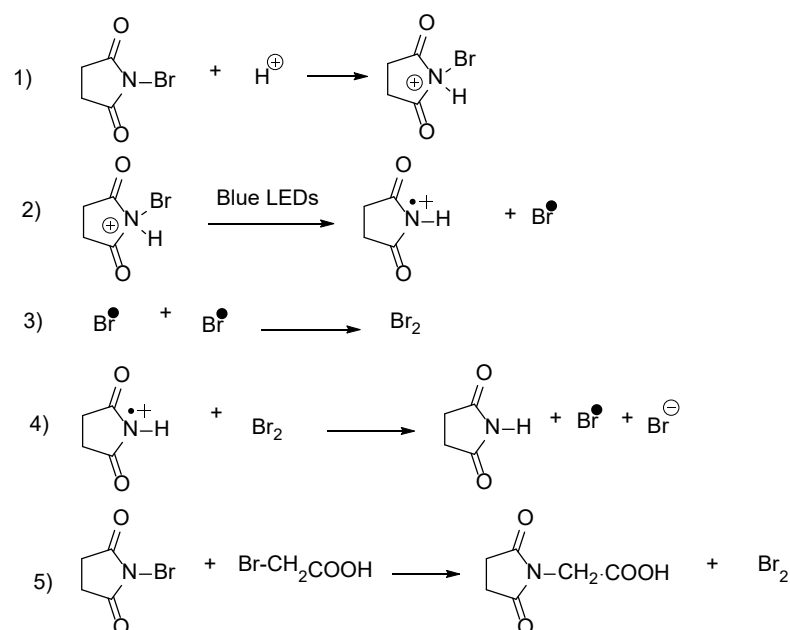
Scheme 19. Fluorination reactions of indane-1,3-dione **4**.

In the case of indane-1,3-dione **4**, fluorination was proposed as occurring by means of an attack of the double bond of enol onto selectfluor®, followed by a deprotonation with the resulting diazoniabicyclo [2.2.2]octane species. By iterating the reaction a second time, **152** could be obtained (see Scheme 20) [97]. Considering that there is still a lack of efficiency for the α,α -dibromination of 1,3-diketones, the photoredox catalysis was envisioned as a possible alternative to conventional chemistry to improve the selectivity during bromination [99–102]. Light is also a traceless reagent so that light-promoted chemistry perfectly fits with the concepts of green chemistry. For bromination, light-activated radical reactions are also extensively described in the literature, enabling to efficiently generate bromine radicals.



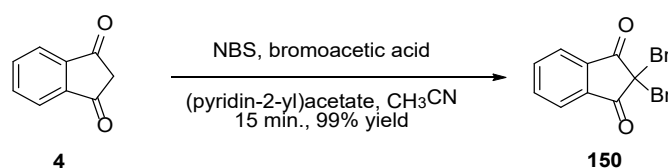
Scheme 20. Mechanism involved in the fluorination of **4**.

In 2019, an interesting reaction was developed to accelerate the formation of bromide radicals and, in this aim, *N*-bromosuccinimide (NBS) was irradiated in the presence of bromoacetic acid and under visible light [103]. By this unique combination, two concurrent bromination mechanisms could be evidenced, the first one consisting in an electrophilic bromination resulting from the photoassisted formation of bromine, and the second one consisting in a radical bromination process resulting from the formation of bromide radicals promoted by light (see Scheme 21).



Scheme 21. Mechanism supporting the coexistence of a radical and an electrophilic bromination pathway for the bromination of **4**.

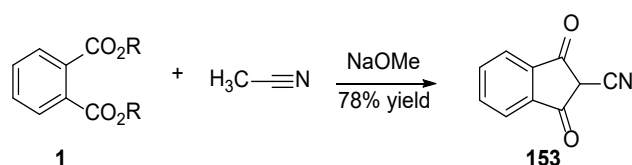
By the presence of these double sources of brominating agents, the exceptional reaction yield of 99% could be obtained as well as accounts from the coexistence of both the electrophilic and the radical bromination reactions (see Scheme 22).



Scheme 22. Synthesis of **150** using NBS as the bromination agent.

2.4.4. Cyanation

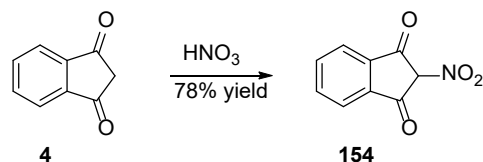
In 1977, an interesting procedure was developed to introduce a cyano group at the methylene position of indane-1,3-dione. Inspired by the synthesis of indane-1,3-dione **4** starting from dialkyl phthalate and ethyl acetate, an analogue procedure was proposed, where ethyl acetate **51** was replaced by acetonitrile (see Scheme 23) [104]. Using sodium methanoate as the base, **153** could be obtained in 78% yield.



Scheme 23. Synthetic route to **153**.

2.4.5. Nitration

Nitration of the methylene group of indane-1,3-dione **4** can be performed in one step, by using nitric acid as the reagent [105]. Furthermore, **154** could be obtained in 78% yield (see Scheme 24).



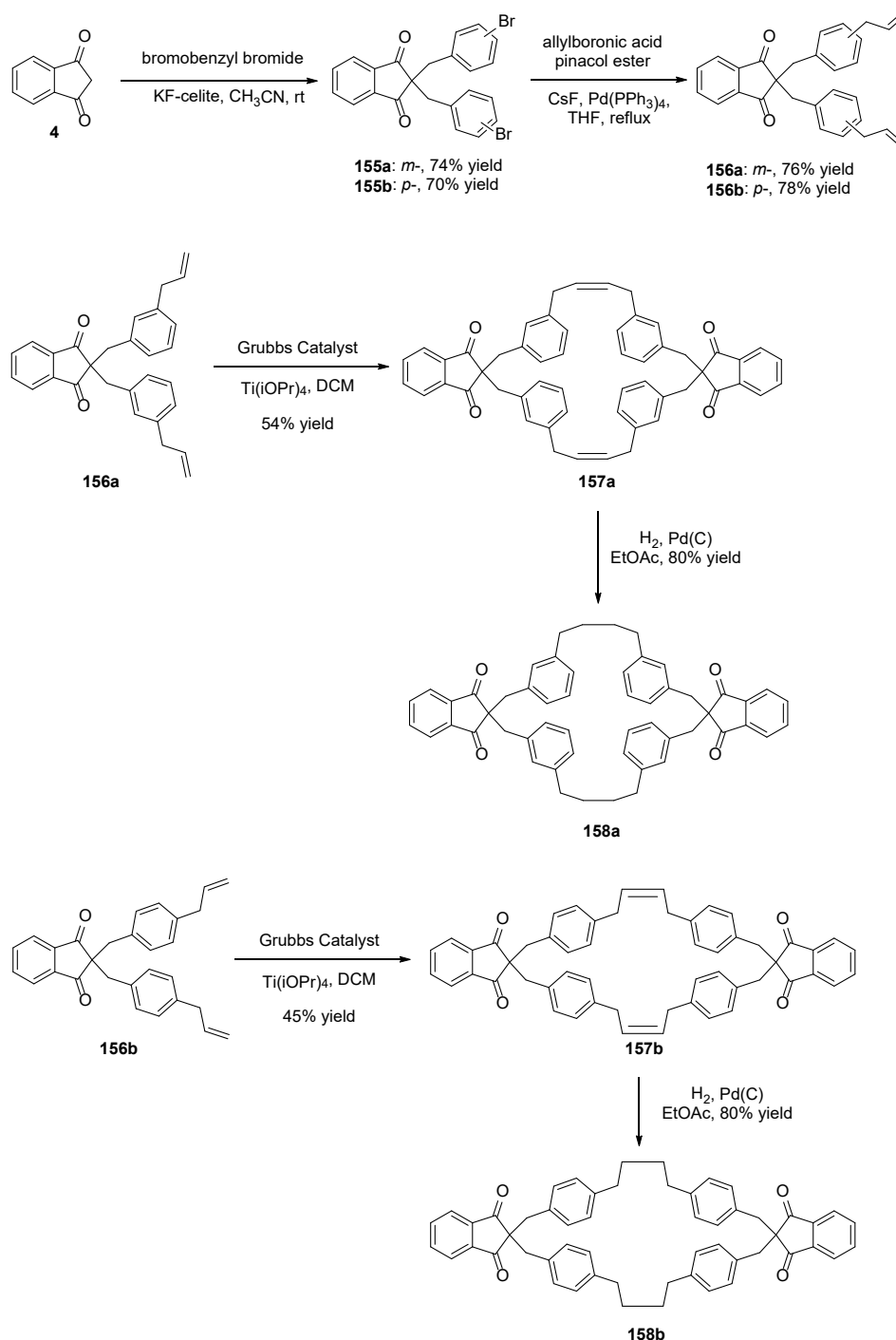
Scheme 24. Synthetic route to **154**.

3. Indane-1,3-diones as Reagents for Various Chemical Transformations

3.1. Synthesis of Cyclophanes

Cyclophanes play an important role in supramolecular chemistry [106–119], especially as hosts for host–guest strategies so that a continuous effort has been made to develop new, efficient and simple synthetic routes to access to these structures [120–126]. Among the main methods reported in the literature, Wurtz coupling, [127] carbene insertion [128,129], Ni-catalyzed Grignard coupling [130], polymerization of *p*-xylene [131], pyrolysis of sulfones [132] or acyloin condensation [133] can be cited as popular reactions. Conversely, Suzuki-Miyaura cross-coupling reaction [134–137] or ring-closing metathesis [138–147] have been less studied. In 2012, a combination of these two key reactions (Suzuki-Miyaura cross-coupling reaction and ring-closing metathesis) has been conceived as a concise and efficient synthetic route to access to [4,4]-cyclophane derivatives [148]. In the first step, dialkylation of indane-1,3-dione **4** with *meta* or *para*-bromobenzyl bromide furnished **155a** and **155b**. The functionalization of the methylene group of indane-1,3-dione **4** was not an easy task since conventional alkylation conditions such as NaH in THF totally failed. After several attempts, use of freshly prepared KF-celite in dry acetonitrile enabled to produce **155a** and **155b** in moderate yields, 74 and 70%, respectively. These two intermediates were subsequently functionalized with allyl groups, by a Suzuki-Miyaura cross-coupling reaction using an excess of allylboronic acid pinacol ester. Finally,

metathesis reactions of **156a** and **156b** using the first generation of Grubbs catalyst and titanium isopropoxide delivered the two macrocycles **157a** and **157b** in 54 and 45% yields. Finally, hydrogenation using a catalytic amount of Pd(C) yielded **158a** and **158b** in 80% for the two cyclophanes (see Scheme 25).

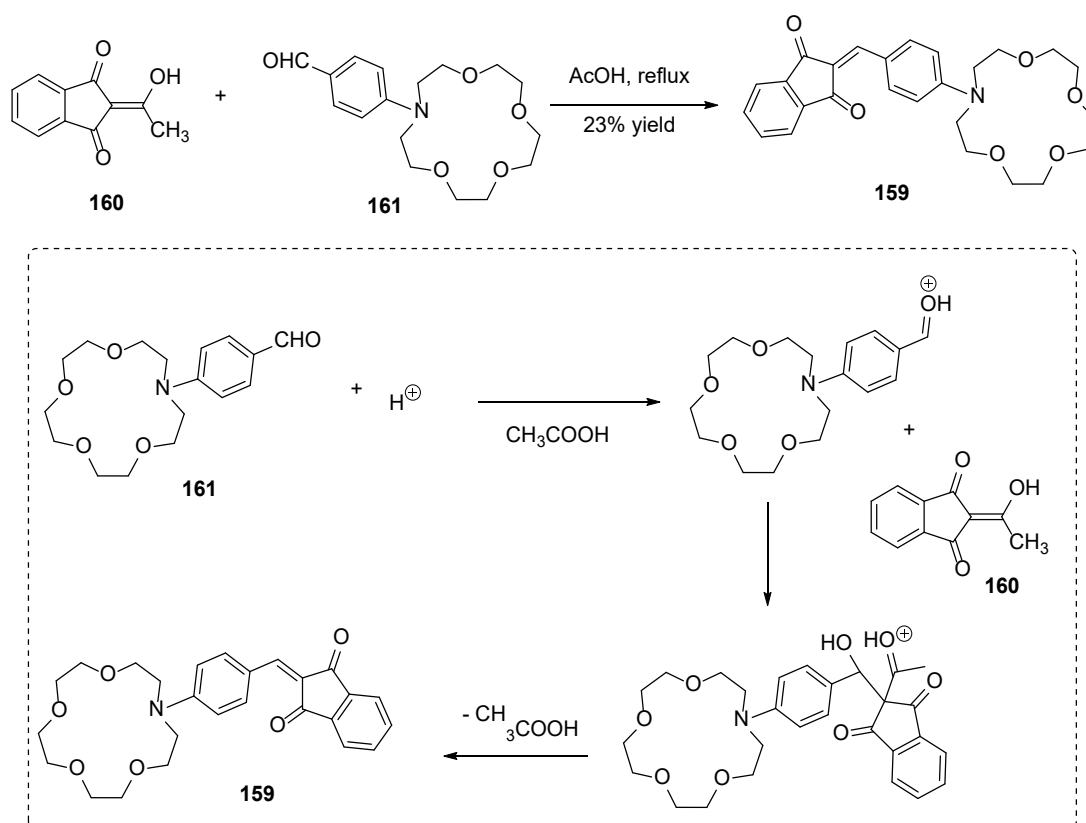


Scheme 25. Synthetic routes to cyclophanes **158a** and **158b**.

3.2. Synthesis of Crown Ether Derivatives of Indane-1,3-dione

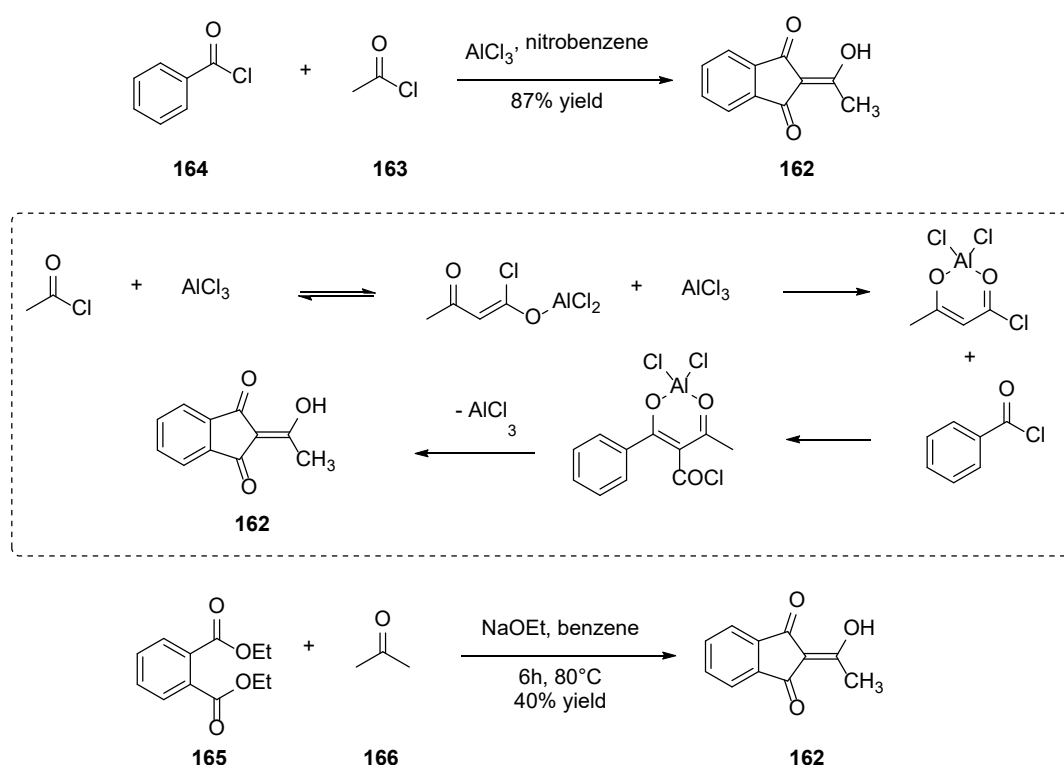
Compounds capable of changing the optical properties by complexation with metal cations are at the center of numerous researches, and in this field, crown ethers consisting in a ring containing ether groups capable to bind alkali cations have been extensively studied [149–151]. Considering that indane-1,3-dione **4** is a strong electron-acceptor, its

combination with an electron donor connected to a crown ether could make the final assembly an interesting structure for ion sensing. Such a push–pull dye was reported in 2010 by Mitewa and coworkers [152]. Thus, **159** could be prepared by a Claisen–Schmidt condensation of 2-acetyl-1,3-indandione **160** with the appropriate aldehyde **161** in acetic acid. The different attempts to use piperidine as the base failed, and the starting materials **160** and **161** were entirely recovered after reaction. Unexpectedly, the Claisen–Schmidt reaction furnished a fully conjugated molecule, resulting from a deacetylation reaction, according to the mechanism depicted in Scheme 26.



Scheme 26. Synthetic routes to the crown ether derivative of 1,3-indandione **159**.

To prepare 2-(1-hydroxyethylidene)-1*H*-indene-1,3(2*H*)-dione **162**, several strategies can be developed, as shown in Scheme 27. Notably, a selective cyclo-oligomerization based on a self-condensation of acetyl chloride **163** in the presence of aluminum trichloride AlCl_3 followed by a cross-condensation reaction with benzoyl chloride **164** could provide **162** in 87% yield according to the mechanism depicted in Scheme 27 [153]. Parallel to this, **162** can also be synthesized using the Kilgore procedure [154], consisting in an addition–elimination process of a ketone (acetone **166**) on diethyl phthalate **165** under basic conditions (sodium ethoxide) (see Scheme 27) [155].

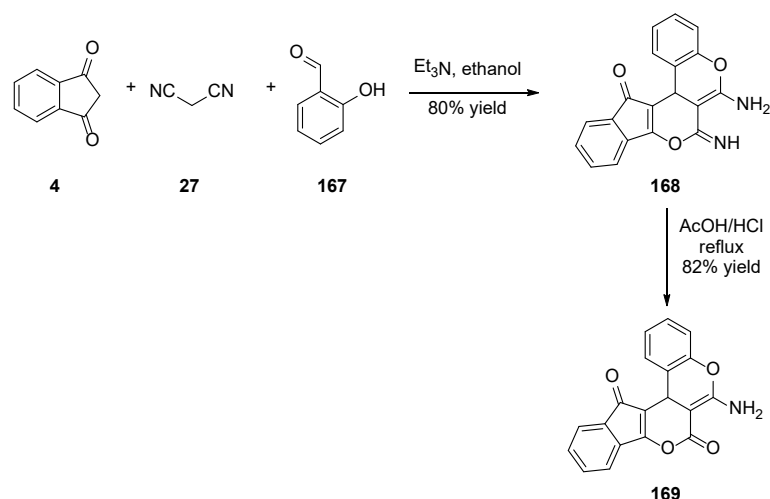


Scheme 27. Synthetic route to **162**.

Finally, examination of the complexation of **159** with various divalent cations revealed no drastic changes of its absorption spectrum upon complexation, except with Sr^{2+} and Ba^{2+} . This unexpected result was assigned to the low involvement of the nitrogen lone pair of the crown ether in the coordination of the cations, thus weakly affecting the optical properties of the push-pull dye connected to the crown ether.

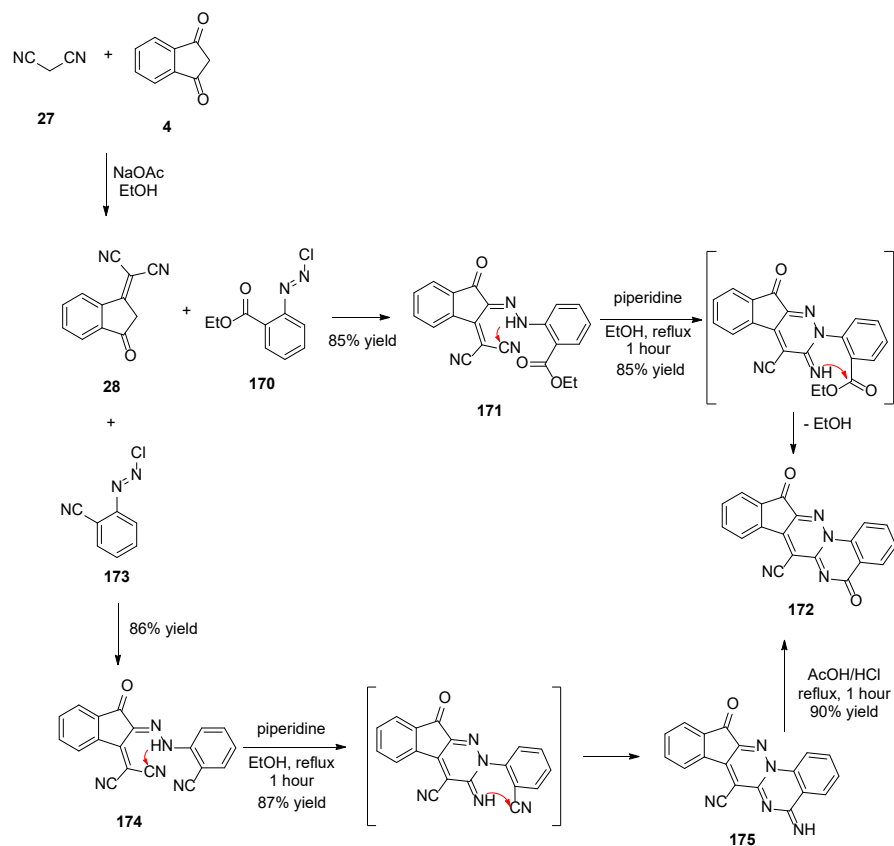
3.3. Synthesis of Tetracycline Heterocyclic Analogues

Tetracyclines are an extended family of compounds discovered and developed in the mid-1940s for their promising therapeutic properties [156]. Notably, tetracyclines are efficient as antibiotics and anti-malarial drugs, and these structures have also been identified as being beneficial of various pathologies such as cancers or Parkinson's disease. Due to the increasing resistance of microbes to antimicrobials used from long ago, analogues to tetracyclines are actively researched, and a series of pentacyclines comprising the indane-1,3-dione motif have been synthesized [25]. The synthesis was relatively straightforward since the combination of malononitrile **27**, salicylaldehyde **167** and indane-1,3-dione **4** in a one-pot procedure furnished 6-amino-7-imino-7*H*-indeno [2',1':5,6]pyrano [3,4-*c*]chromen-13(13*bH*)-one **168** in 80% yield. Imine group in **168** could be easily cleaved in acidic conditions, yielding **169** (see Scheme 28).



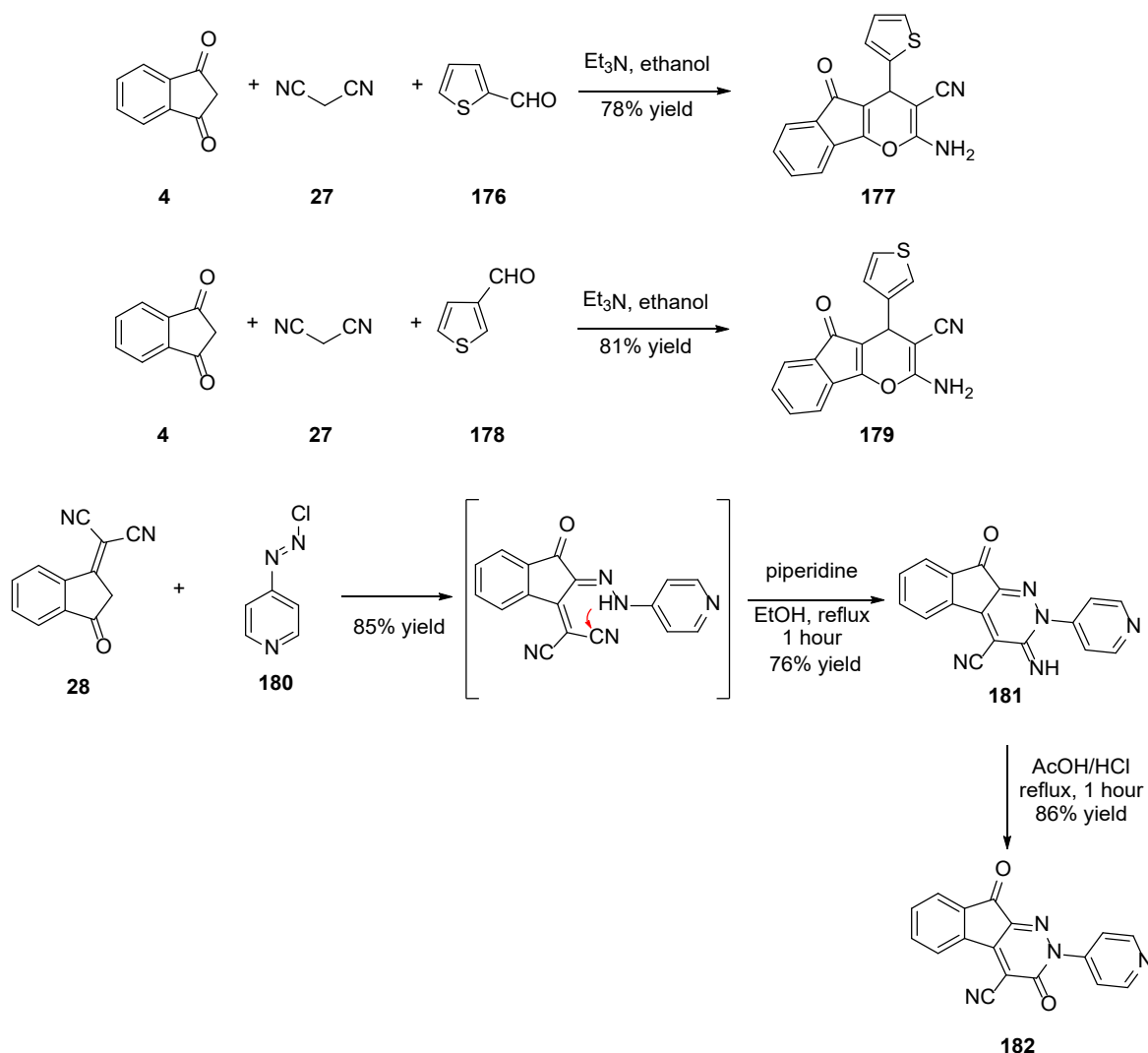
Scheme 28. Synthetic routes to tetracycline heterocyclic analogues.

The one-pot synthesis of pentacyclines was not limited to **4** as the starting material, and another derivative **172** was also prepared starting from **28** following two different synthetic routes in order to confirm its chemical structure (see Scheme 29). Thus, following a first step consisting in the reaction of **28** with the diazonium salts **170** and **173**, the two products **171** and **174** were subjected to an intramolecular cyclization reaction by reflux in ethanol in the presence of a catalytic amount of piperidine, providing **172** and **175** in 85 and 87% yields, respectively. Finally, hydrolysis of imine **175** under acidic conditions furnished **172** in 90% yield and confirmed the formation of this compound by the similitude of the ^1H NMR spectra.



Scheme 29. Synthetic routes to **172**.

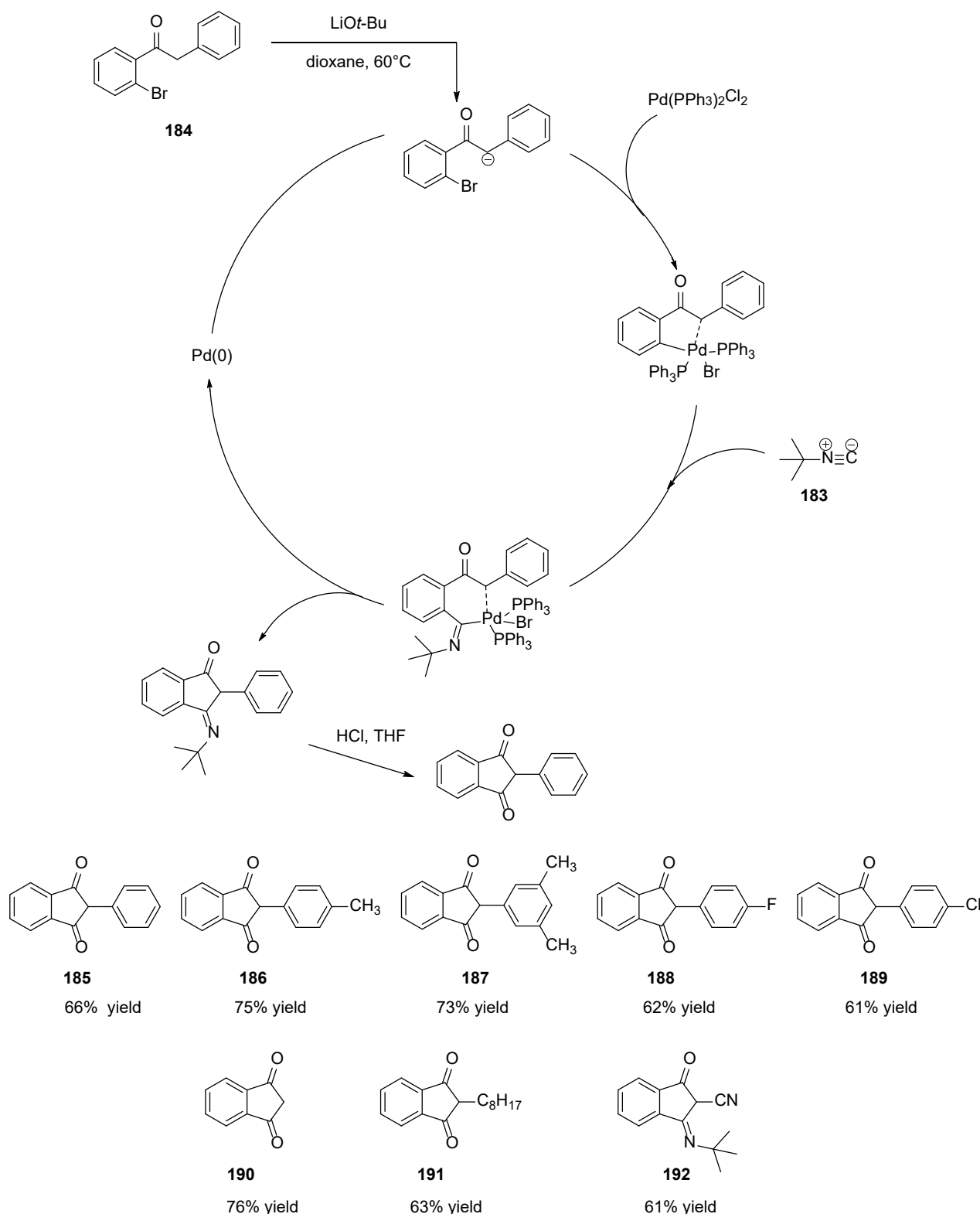
On the basis of the two synthetic routes, other tetracycline derivatives comprising three fused cycles were also prepared, as exemplified with the indenopyrane derivatives **177** and **179** or the indeno-[2,1-*c*]-pyridazines **181** and **182** listed below (see Scheme 30).



Scheme 30. Synthetic Routes to **177**, **179**, **181** and **182**.

3.4. Synthesis of Indane-1,3-dione Derivatives via *Tert*-Butylisocyanide Insertion

Isocyanide insertion into palladium–carbon bonds has emerged as an effective strategy to form C–N, C–O or C–C bonds [157–163], and numerous derivatives such as quinazolinones [164], 6*H*-isoindolo [2,1-*a*]indol-6-ones or indenoindolones [165] have been prepared using this strategy. In this context, the chemoselective insertion of *tert*-butyl isocyanide **183** to form C–C has been examined to form indane-1,3-dione derivatives starting from 1-(2-bromophenyl)-2-phenylethanone **184** [166]. This reaction tolerated various substituents since good reaction yields were obtained with 1-(2-bromophenyl)-2-phenylethanone substituted with various electron rich and electron deficient groups (see Scheme 31). After hydrochloric acid hydrolysis, indane-1,3-diones substituted at the 2-position with various aromatic rings could be obtained with reaction yields ranging from 61 to 75% (**185–192**). Starting from 1-(2-bromophenyl)ethan-1-one derivatives, indane-1,3-dione with aliphatic substitutes at the 2-position could also be prepared (**190,191**). Finally, tolerance of this reaction to the cyano group was also evidenced (**192**). In this last case, **192** was not hydrolyzed as in the other case.

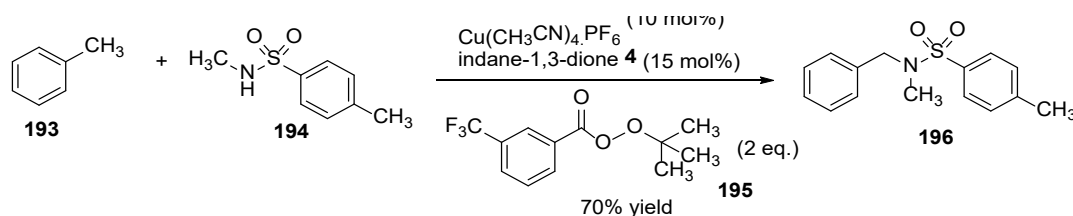


Scheme 31. Synthetic routes to **185–192**.

3.5. Copper-Catalyzed Sulfonamidation of Benzylic C–H Bonds

The transformation of a C–H bond into a C–N bond is an important reaction in organic chemistry, and the amination of primary benzylic groups has not been excluded from this interest [167]. Especially, sulfonamidation of primary benzylic groups with primary and secondary sulfonamides could give access to molecules of biological interest. However,

methodologies for sulfonamidation of primary benzylic groups remain scarce in the literature [168,169], and most of the reactions only afford dramatic low yields (9–30%) [168,170–187]. Conscious of the paucity of methodologies available, Powell et al. proposed in 2010 after substantial efforts, optimized conditions for the sulfonamidation of toluene **193** with *N*,4-dimethylbenzenesulfonamide **194** at room temperature [188]. A reaction yield as high as 70% could be obtained for the synthesis of **196** while selecting the copper catalyst $\text{Cu}(\text{CH}_3\text{CN})_4\cdot\text{PF}_6$, the oxidant *tert*-butyl 3-(trifluoromethyl)benzoperoxoate **195** and the ligand, namely indane-1,3-dione **4** (see Scheme 32). Choice of the ligand was determined as being crucial, other ligands such as bathophenanthroline or 1,3-diphenylpropanedione only allowing a conversion of 33 and 52%, respectively. If indane-1,3-dione **4** was capable to enhance the overall yield, its exact role remained unclear, **4** being only capable to act as a monodentate ligand for copper. The substitution pattern of the oxidant was also determined as being of prime importance, and the presence of electron-withdrawing groups such as the trifluoromethyl group on *tert*-butyl 3-(trifluoromethyl)benzoperoxoate **195** could weaken the perester bond, thereby facilitating the formation of the *tert*-butoxy radical [189].

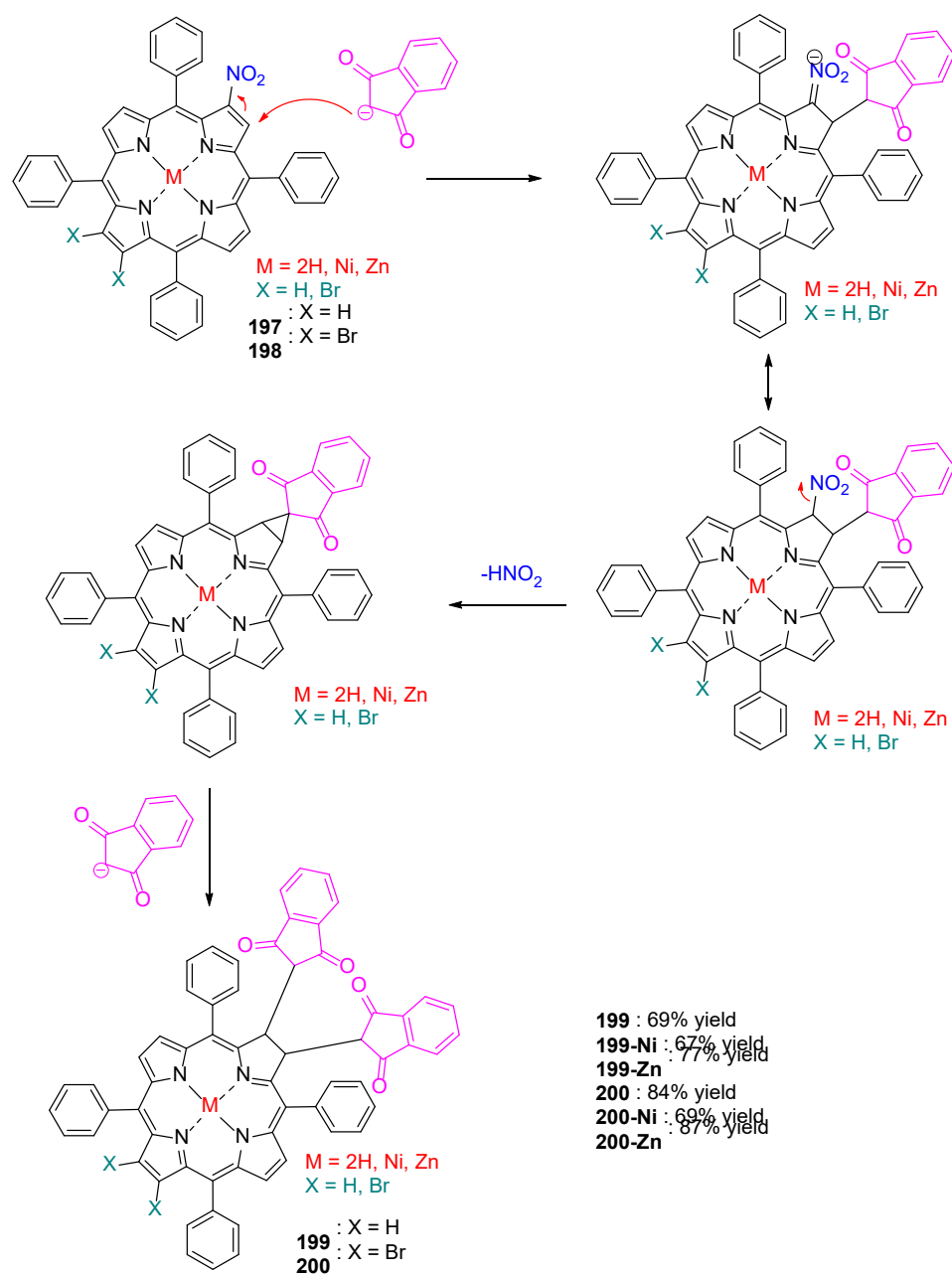


Scheme 32. Synthetic route to **196**.

3.6. Michael Addition on β -Substituted *meso*-Tetraarylporphyrins

meso-Tetraarylporphyrins are extensively studied due to their facile synthesis, high molar extinction coefficients, high photoluminescence quantum yields, excellent photochemical stability, but also for their ability to chelate a wide range of metal cations in their inner core [190,191].

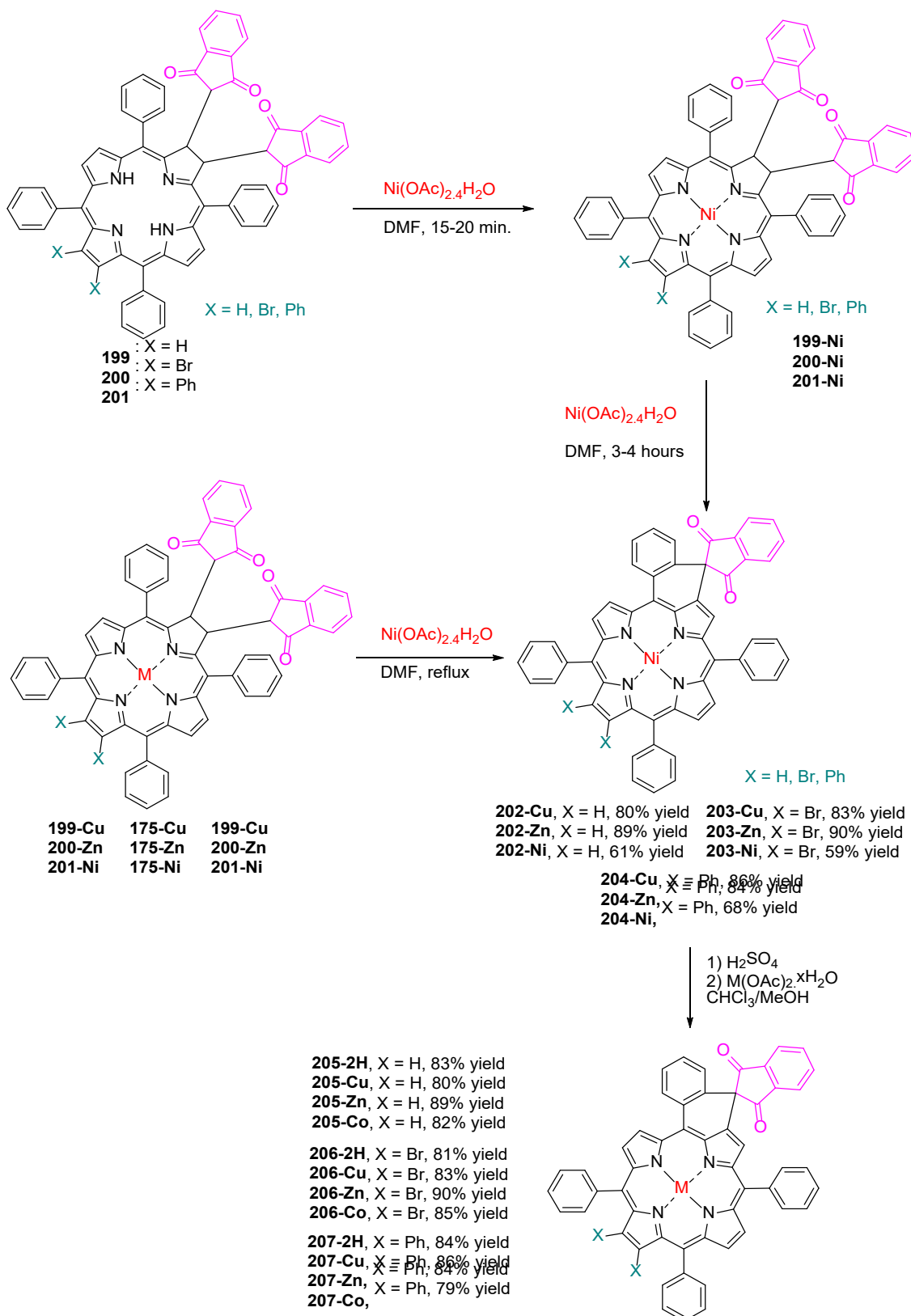
An efficient strategy to finely tune their optical properties consists in the modification of the porphyrin core by means of changing the π -conjugation length [192–194], the introduction of peripheral groups [195–201] or breaking the planarity [202–205]. In this field, insertion of a nitro group at the β -position porphyrin macrocycle proved to be an effective approach to introduce various substituents on the porphyrin core. Notably, 2-nitro-5,10,15,20-tetraarylporphyrin **197** and **198** could undergo a variety of nucleophilic aromatic substitution, the macrocycle behaving as a Michael acceptor. While using indane-1,3-dione **4** as the nucleophile, the nucleophilic substitution could undergo a variety of metalated and non-metalated porphyrins (**175** and **176**) according to the mechanism depicted in Scheme 33 [206].



Scheme 33. Synthetic routes to porphyrins **199** and **200**.

As a result of the addition of indane-1,3-dione **4** onto porphyrins, *meta*-chlorins that differ from porphyrins by the reduction of one of the pyrrole ring could be obtained [207,208]. *trans*-chlorins are extensively studied due to their red-shifted absorption compared to their porphyrin analogues, enabling to design dyes with an infrared absorption [194,209–213]. The six chlorins could be prepared with reaction yields ranging from 67 to 87% yield. Lastly, the same authors reported an unprecedented ring-fusion of *trans*-chlorins bearing 1,3-indanedione functionalities. Upon addition of Ni cations inside the porphyrin core, *trans*-chlorins could undergo a skeletal rearrangement of the porphyrin macrocycle, and *trans*-chlorins could be converted to fused metalloporphyrins by elimination of one indane-1,3-dione unit (as shown in Scheme 34) [214]. By controlling the reaction time, the metalation of *trans*-chlorins (15–20 min) or the nickel insertion, followed by an indane-1,3-dione elimination and a ring-fusion (3–4 h) furnished in turn the fused metalloporphyrins. To clarify the role of the nickel cation in this mechanism, reflux in DMF of *trans*-chlorins **199-Zn**, **199-Cu**, **199-Ni**, **200-Zn**, **200-Cu**, **200-Ni**, **201-Zn**, **201-Cu**, **201-Ni**

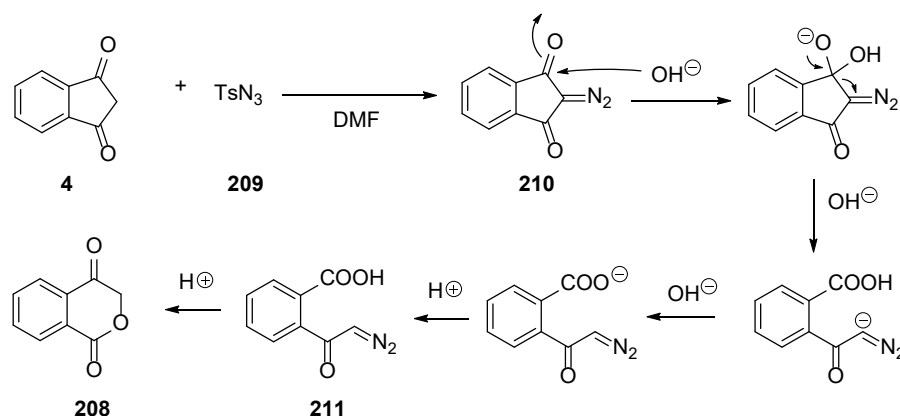
with nickel acetate converted all *trans*-chlorins to the fused metalloporphyrins (**202-Ni**, **203-Ni** and **204-Ni**). Metalloporphyrins containing other divalent cations were also prepared, by first demetalating **202-Ni**, **203-Ni** and **204-Ni** and then remetalating with the appropriate metal acetates (Co, Cu, Zn).



Scheme 34. Synthetic routes to various (metallo)porphyrins.

3.7. Synthesis of 1,4-isochromandione

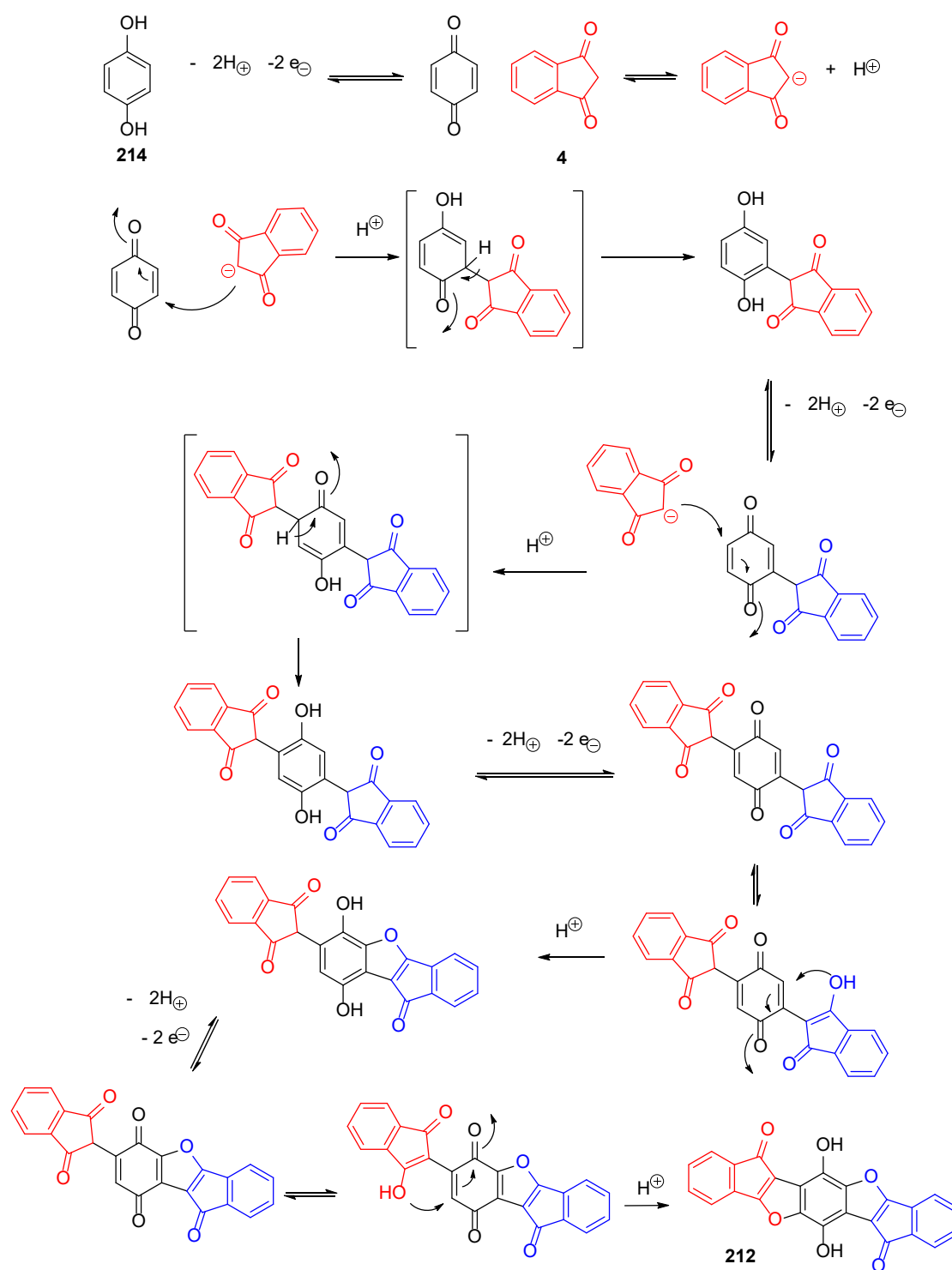
1,4-isochromandione is an important heterocyclic compound, as this molecule is the starting material for the synthesis of numerous biologically active compounds such as parvaquone, which is an antiprotozoal agent marketed as Clexon [215,216], or atovaquone, which is an anti-pneumocystic agent marketed as Mepron [217]. In this context, various strategies have been developed to access this elemental building block. The first report mentioning the synthesis of 1,4-isochromandione **208** was reported in 1966 by Holt et al. using indane-1,3-dione **4** as the starting materials, and **208** could be obtained in 86% yield [218]. Following this pioneering work, several improvements were performed in order to improve the reaction yield. Typically, by diazotation of **4** with tosyl azide [219], 2-diazo-1*H*-indene-1,3(2*H*)-dione **210** can be obtained with reaction yields ranging from 59% [220] in ethanol to 80% [221] in triethylamine, 88% [222] in THF and finally 93% for the best conditions in ethanol [223]. By treating first **210** in basic conditions, **211** could be obtained, and treatment in a second step with sulfuric acid could furnish **208** in 83% for the last step (see Scheme 35) [224,225].



Scheme 35. Synthetic route to **208**.

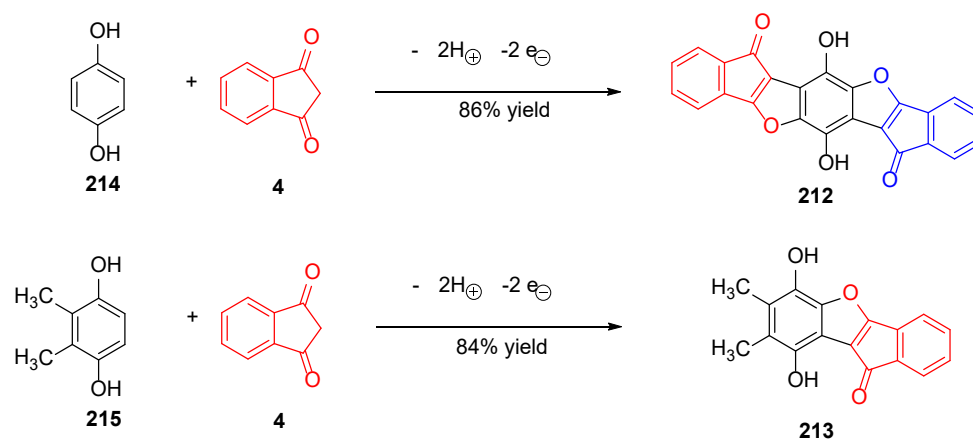
3.8. Synthesis of Benzofurans by Electrooxidation of Hydroquinone Derivatives

Benzofurans are important compounds, as these structures are widely used for the treatment of cardiac arrhythmias, and amiodarone is a relevant example of benzofurans used for this purpose [226,227]. However, benzofurans are not restricted to these applications, and benzofurans are also reported as having numerous pharmaceutical applications so that the synthesis of these derivatives has been widely studied [228]. More generally, benzofurans can also be used as fluorescent probes [229], antioxidants or brightening agents [230,231]. In 2015, an electrochemical synthesis of **212** and **213** was reported by Ameri et al. consisting in oxidizing in situ hydroquinones **214** and **215** as benzoquinones in a phosphate buffer (pH = 7), thus acting as a Michael acceptor (see Schemes 36 and 37) [232]. Depending on the substitution of hydroquinone, one or two 1,4-michael additions could occur, according to the mechanism depicted in Scheme 37.



Scheme 36. Mechanism involved in the synthesis of **212**.

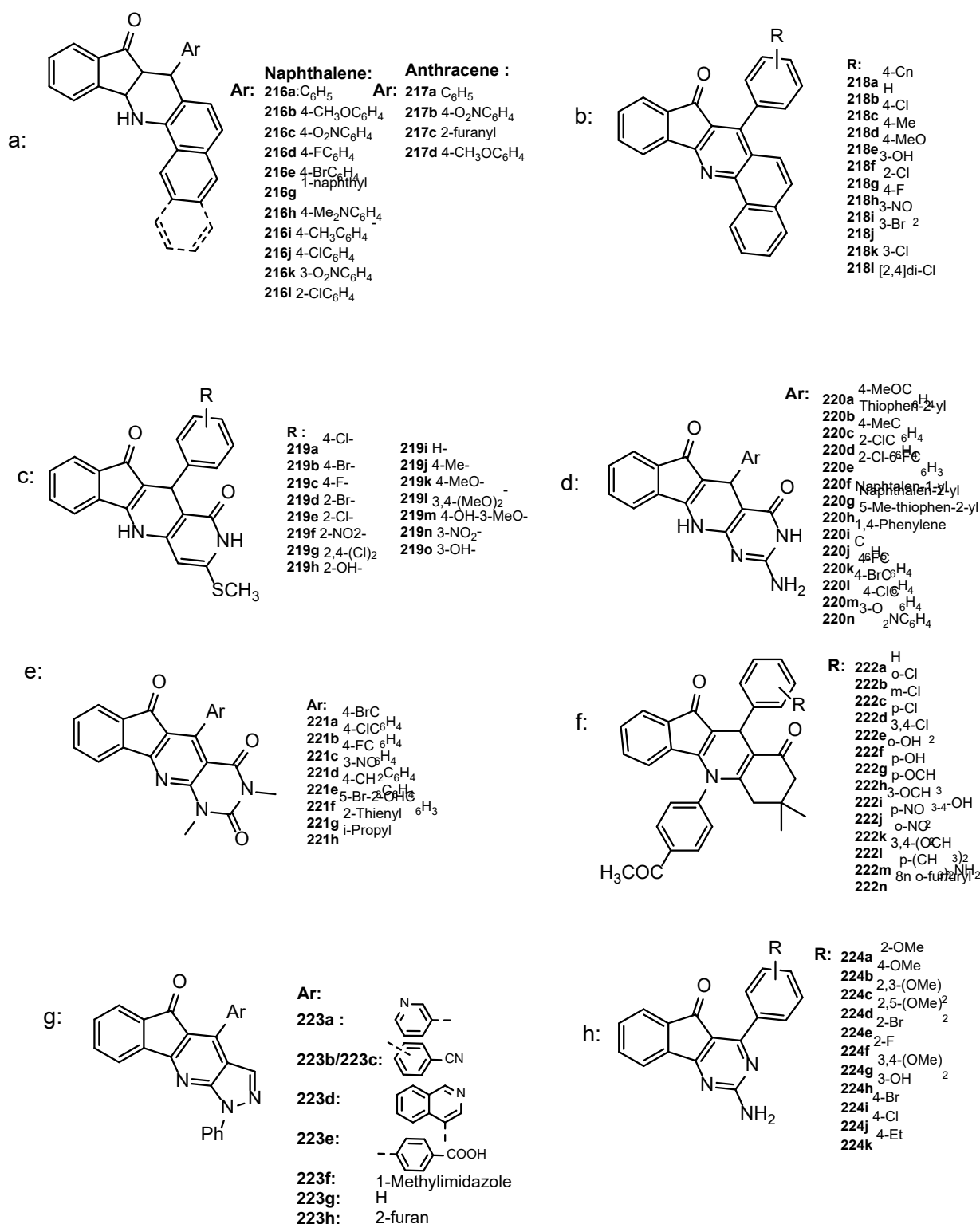
Compounds **212** and **213** could be isolated in high yields, 86 and 84%, respectively. By combining several electrochemical techniques, the presence of an ECECECEC and of an ECEC mechanism was proven for **212** and **213**, respectively.



Scheme 37. Synthetic routes to **212** and **213**.

3.9. Combination of Knoevenagel Condensation and Michael Addition Reactions

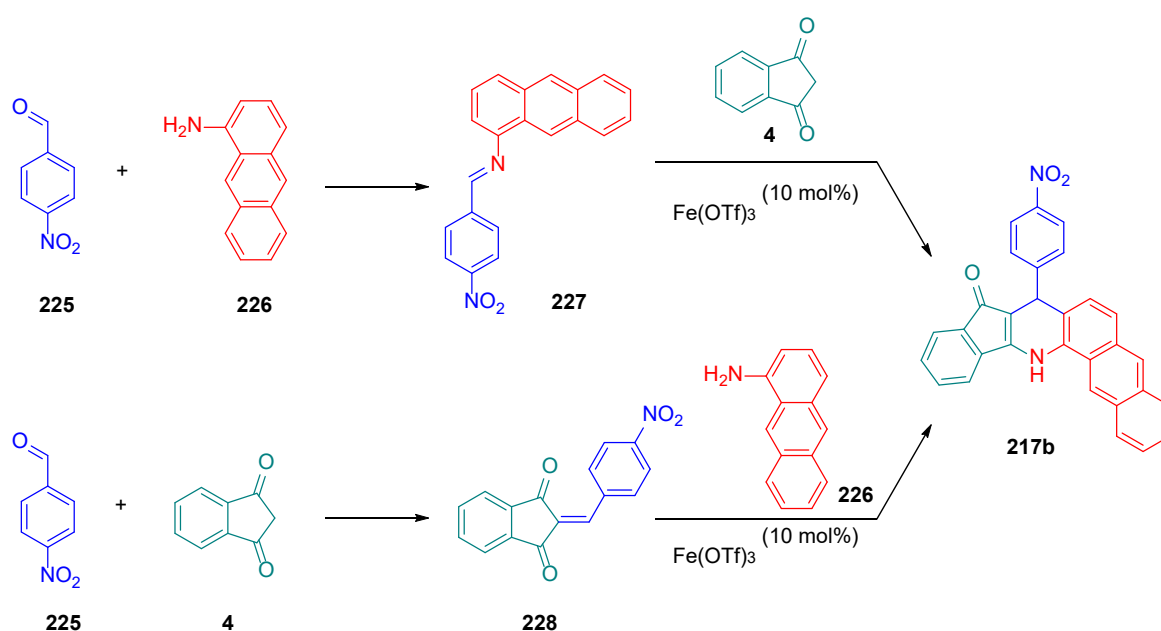
In a purpose of synthesizing complex organic structures involving affordable building-blocks, multicomponent reactions (MCRs) have played an important role over the last twenty years. With the emergence of green chemistry purposes, the synthetic strategies developed to access to complex structures have to be shortened and the use of metal catalysts and organic solvents limited. To address these issues, MCRs constitute a powerful strategy but also an expeditious method enabling to rapidly generate a vast library of molecules by systematically changing one of the three reactants involved in this convergent approach [233]. Several examples of multicomponent reactions making use of indane-1,3-dione **4** as one of these substantial building blocks for MCRs have been reported during the last decades. Typically, MRCs consisted in the combination of Knoevenagel condensation followed by a cyclisation reaction resulting from a Michael addition. Considering the similarity of structures of all these cyclized compounds obtained during these different works in the presence of an identical moiety, i.e., indane-1,3-dione **4**, these structures can be combined under the generic name of “indeno-fused structures” (see Scheme 38). From a structure viewpoint, interest for these heterocycles was notably motivated by their interesting properties in medicinal chemistry, these molecules possessing anti-bacterial, anticancer or cardiovascular activities[226,228,234,235]. Biological applications of these different indeno-fused structures are discussed in the section devoted to the different applications of indane-1,3-dione derivatives.



Scheme 38. Chemical structures of the indeno-fused structures **216–224** treated below.

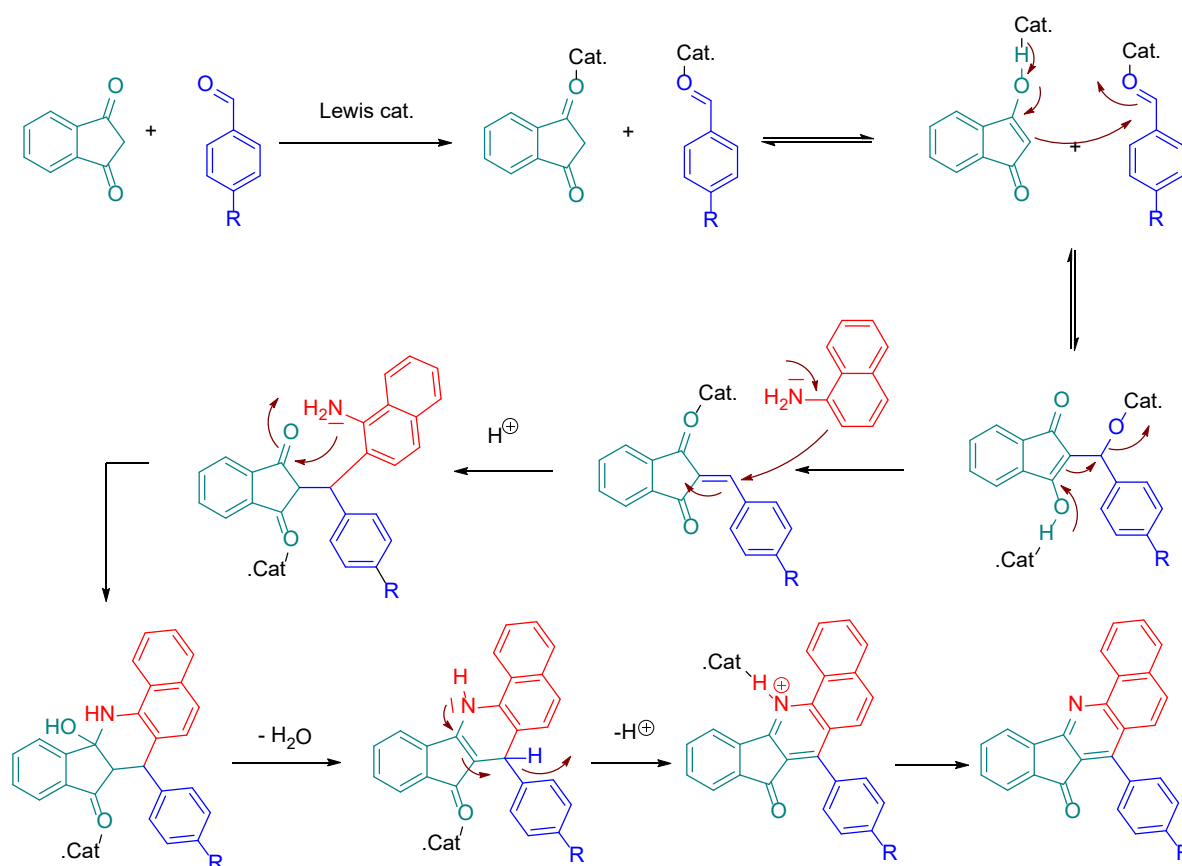
As first examples of MRCs are those that were devoted to the synthesis of quinolinone derivatives (see Scheme 38, structures **216**, **217**). In this work, Sandaroos and coworkers used iron triflate (Fe(OTf)₃) as the Lewis acid catalyst, and the reaction could be conducted in solvent free-conditions [234]. Choice of iron triflate as the catalyst was supported by the weak nucleophilic character of the triflate anion, making the metal cation a stronger Lewis acid. The reactions performed at 90 °C for 4 h could provide the products with reaction yields ranging from 80 to 92% after purification. Control

experiments performed without $\text{Fe}(\text{OTf})_3$ also revealed the MRCs not to proceed, highlighting the crucial role of the Lewis acid in the activation process. The authors could reuse the metal catalyst without any loss of catalytic activity, but no precision about the number of cycles examined is given. In an attempt to optimize the catalytic activity, several other metal triflates such as $\text{Zn}(\text{OTf})_2$, $\text{Cu}(\text{OTf})_2$ were examined, but iron triflate remained the most effective one. To obtain a deeper insight into the mechanism, the reaction could be successfully decomposed into two steps, either by mixing indane-1,3-dione **4** and the aldehyde (**225**) but also the aldehyde and the amine (**226**) in the first step (see Scheme 39). Although both synthetic pathways remain possible, the expected compound **217b** could be obtained in the two cases.



Scheme 39. Synthetic route to **217b**.

Iron plays without contest an important role in catalysis, not only as a heterogeneous catalyst but also for the design magnetic nanocomposites. Iron can also be used not only for its remarkable reactivity but also for the easy recovery of the metal catalyst. Such a strategy has been reported in an MCR synthesis of indenoquinoline-8-one derivatives. The Lewis acid developed in this work, namely sulfonic acid-functionalized cellulose-coated Fe_3O_4 (Fe_3O_4 @cellulose- SO_3H) nanoparticles, could be easily removed from the reaction media by use of an external magnet (see Scheme 38, structures **218**) [235]. The authors optimized this synthesis by rendering it applicable in solvent-free conditions but also in water media, with sulfonic groups covering the metal particles for water compatibility. Using these magnetic Fe_3O_4 nanoparticles, the desired products could be obtained within 5 min. at 40 °C. Additionally, after removal of the magnetic particles with a magnet, the final product could be purified by a simple recrystallization in EtOH. The metal catalyst proved to be reusable, but a reduction of the reaction yield was nevertheless noticed. Thus, by repeating the synthesis of **218d**, the reaction yield decreased from 95 to 82% yield after five runs. Nevertheless, contrarily to what was observed for the **216/217** series, an aromatization of the structure was observed, leading to the formation of 4-azafluorenones (see Scheme 38, structures **218**). Here again, the role of iron particles was essential, by activating the aromatization reaction (see Scheme 40).



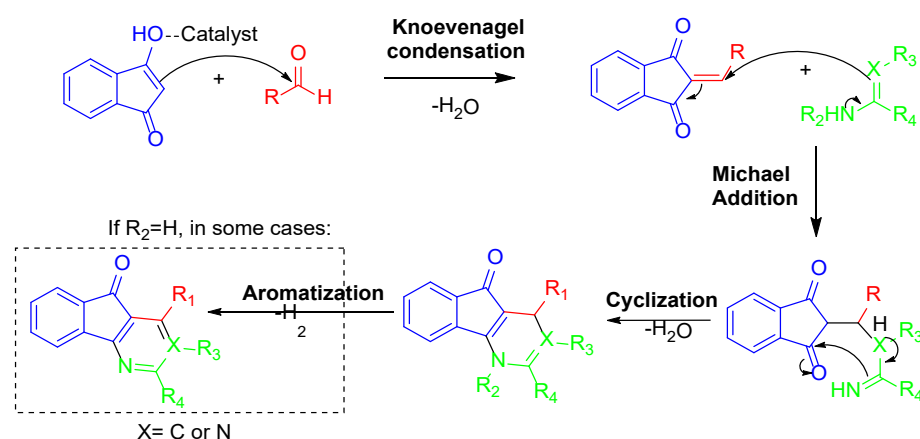
Scheme 40. Mechanism involved in the synthesis of indeno-fused structures **218**.

Similarly to the strategy applied for the easy recovery of the $\text{Fe}_3\text{O}_4@\text{cellulose-SO}_3\text{H}$ particles, $\text{Fe}_3\text{O}_4@\text{NCs}/\text{Cu}(\text{II})$ particles have also been developed for the synthesis of another family of indeno-fused structures, namely **219a–219o** [236]. This bio-based catalyst showed remarkable efficiencies in EtOH at 60 °C since reaction yields ranging from 79 up to 97% could be obtained within only 5 min. of reaction. Here again, the recovery was easy since only a magnet and washing with EtOH was required to recover the catalyst in pure form. A good recyclability was found since the catalyst could be reused without significant loss of its catalytic activity, even after 4 runs. Thus, the reaction yield decreased from 95 to 79% yield after 4 runs for **219a**.

Even though these metal catalysts were highly efficient, it is always desirable not to use catalysts or to use catalysts that can operate in homogeneous phase. In this field, several examples of ionic liquids (ILs) have been proposed as green and reusable catalysts (see Scheme 33, molecules **220** and **221**) [237,238]. Ionic liquids have been proposed as an interesting alternative to the traditional catalysts in a variety of chemical reactions, as these molecules are often less pollutant than metals and can also act both as solvents and catalysts [239–242]. In the case of these reactions, ILs have thus a dual role of solvent and catalyst. A first example of IL is 1,2-dimethyl-*N*-butanesulfonic acid imidazolium hydrogen sulfate [DMBSI]HSO₄, which was not used as a solvent [237]. Reaction conditions were optimized in ethylene glycol, and the best temperature for the MCR was determined as being 120 °C. In these conditions, the reaction was relatively fast since it could be finished within 4 min. Feasibility of the reaction in solvent-free conditions was examined, but lower reaction yields and longer reaction times were found compared to the results obtained in ethylene glycol. Recyclability of the catalyst was also examined, and after three successive runs, no significant reduction of the reaction yield was found. A few years later, another interesting example was proposed with 1-hexyl-3-methyl-imidazolium iodide [HMIM]I as the ionic liquid. It may be mentioned that in this case, the reaction could

be performed in water with high reaction yields (up to 95%) while using sonication as the activation mode [238]. Sonochemistry is not widely used in organic chemistry to activate a large variety of organic reactions due to its appealing features: shorter reaction times, higher reaction yields, less byproduct formed, milder reaction conditions. Even though the kinetic is a bit slower than with the previous IL [DMBSI]HSO₄ (reaction performed with reaction time ranging from 4 to 20 min.), the use of water as the solvent and the energy economy achieved while using sonochemistry as the activating mode turned out to be an attractive improvement. However, ILs exhibit a major drawback for large scale syntheses, namely, their relatively high costs. This is the reason why cheaper catalysts are continuously researched. Lastly, indeno-fused structures have been successfully synthesized by mechanosynthesis while simply using *p*-toluenesulfonic acid (PTSA) as the catalyst [243,244]. One of the most important principles of Green Chemistry consists in the development of environmentally benign synthetic methodologies enabling to avoid the use of solvents, to use environmentally friendly solvents or to reduce the quantity of solvent used. In this field, mechanochemistry is a promising alternative to conventional methods, notably for the synthesis of indeno-fused structures. While using PTSA as the catalyst, the reaction could be successfully performed in solvent-free conditions in a mortar by grinding at room temperature. Reaction yield ranging from 70 to 86% could be determined (see Scheme 33, molecules **224**) [243]. PTSA was also used as the catalyst for MCR reactions performed in water at 90 °C for 2.5h, providing the targeted compounds with higher reaction yields compared to that obtained by mechanosynthesis (see Scheme 33, molecules **224**) [244]. Although the reaction yields and the reaction time may be a bit less interesting than that obtained for the different examples presented before, interest of PTSA is that this catalyst need not be prepared, contrarily to the different iron particles or ionic liquids previously mentioned.

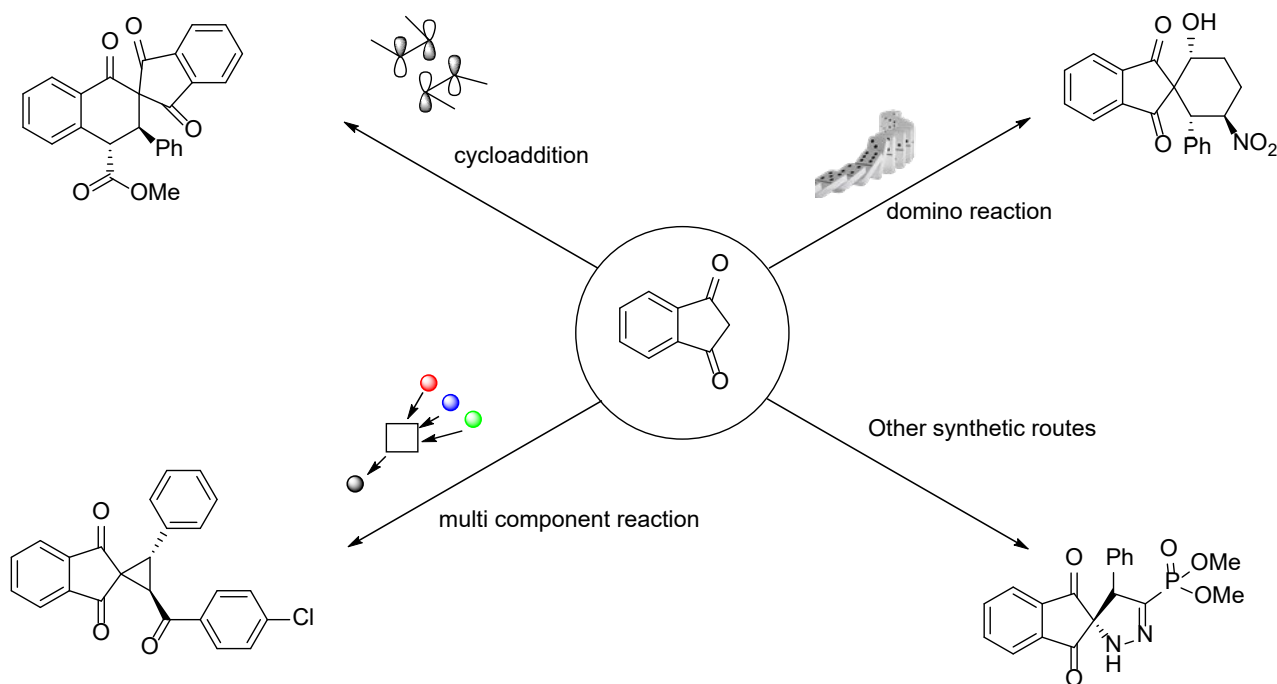
A slightly different type of indeno-fused structures deserves to be mentioned in this section, namely the indenopyrimidine derivatives (see Scheme 33, molecules **224**) [245]. Even if the central core of pyrimidine contains two nitrogen atoms instead of one for the previous structures, the strategy used to prepare these structures remains the same versus those previously described, consisting in a Knoevenagel reaction activated by the presence of the catalyst, followed by a Michael addition, a cyclization reaction and finally, an aromatization as classically observed for azafluorenones. In 2018, a heterogeneous catalyst, Ag₂O–ZrO₂, was proposed to catalyze the MCR, where zirconia was used as the support to immobilize Ag₂O, which was the key part of this catalyst. Notably, Ag₂O was capable to coordinate the aldehyde and favor the condensation of indane-1,3-dione **4** (see Scheme 41). Recyclability of the catalyst was also quite interesting since a reaction yield of 90% could still be obtained after six cycles (starting from 96% yield for the first run). Although the reaction was performed in ethanol for 30 min, at room temperature, the catalyst only needed to be washed with acetone and dried at 100 °C for 3 h before being reused. Parallel to this, all compounds could be purified by recrystallization in ethanol, evidencing once again the compatibility of the green protocols for the synthesis of complex structures, as exemplified with these indenopyrimidine derivatives.



Scheme 41. General mechanism of indeno-fused structures synthesized by MCR.

3.10. Indane-1,3-dione: Versatile Building Block for Spirocyclic Compounds Synthesis

Spirocyclic compounds are chemical structures where two cyclic rings are linked by at least one atom. Such a configuration is strongly present in natural compounds [246]. Spiroindanediones moieties are also present in numerous bioactive compounds [247], and these molecules are efficient as antitumor and antibiotic compounds [248] and antiproliferative molecules [249]. Synthesis of these spiroindanediones can be relatively complex, since the formation of these spiro compounds can lead to a wide range of isomers depending on the regioselectivity, the diastereoselectivity and even the enantioselectivity of the reaction. Even if complex mixtures can be obtained during their syntheses, this approach remains however the only one to form elaborated structures. Cycloaddition, domino reaction, and multi-component reactions (MCRs) are the main synthetic pathways leading to spiroindanediones, and these different reactions are described successively. Finally, the other synthetic routes giving access to spiroindanediones are briefly described in the final part (see Scheme 42).

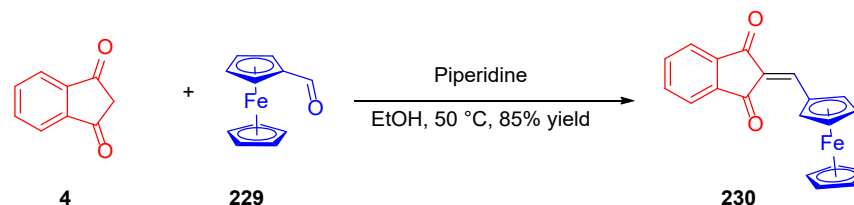


Scheme 42. The different synthetic routes to spiroindanediones discussed in this part.

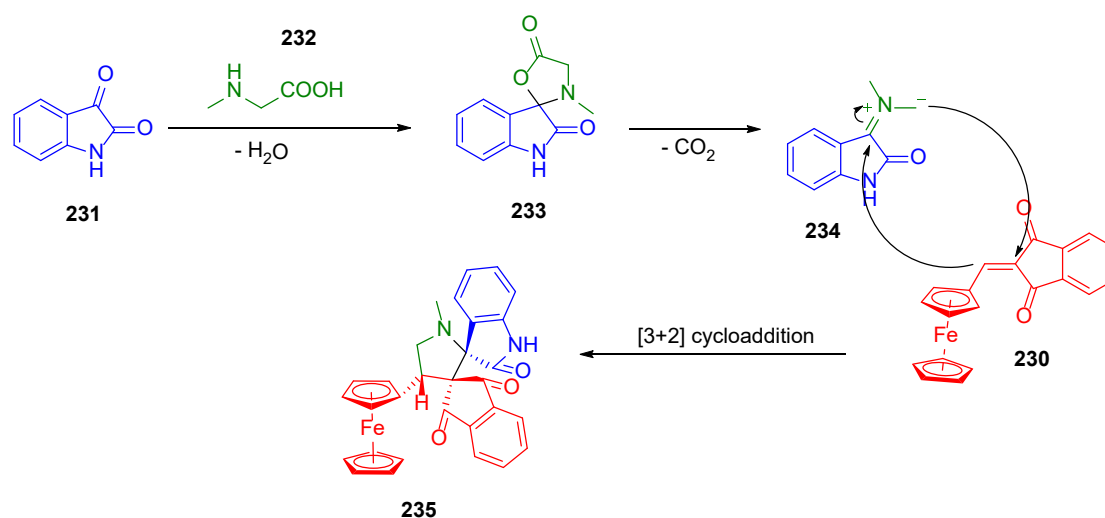
3.10.1. Synthesis of Spiroindanediones by Cycloaddition

Spiroindanediones can be synthesized by various types of cycloadditions. Azomethine ylide is a versatile reactant capable to easily reacting with arylidene-1,3-indanedione in 1,3-dipolar cycloadditions or in [3+2] cycloadditions. Azomethine ylide can also be generated by various procedures, such that this reactant was involved in numerous reactions [250].

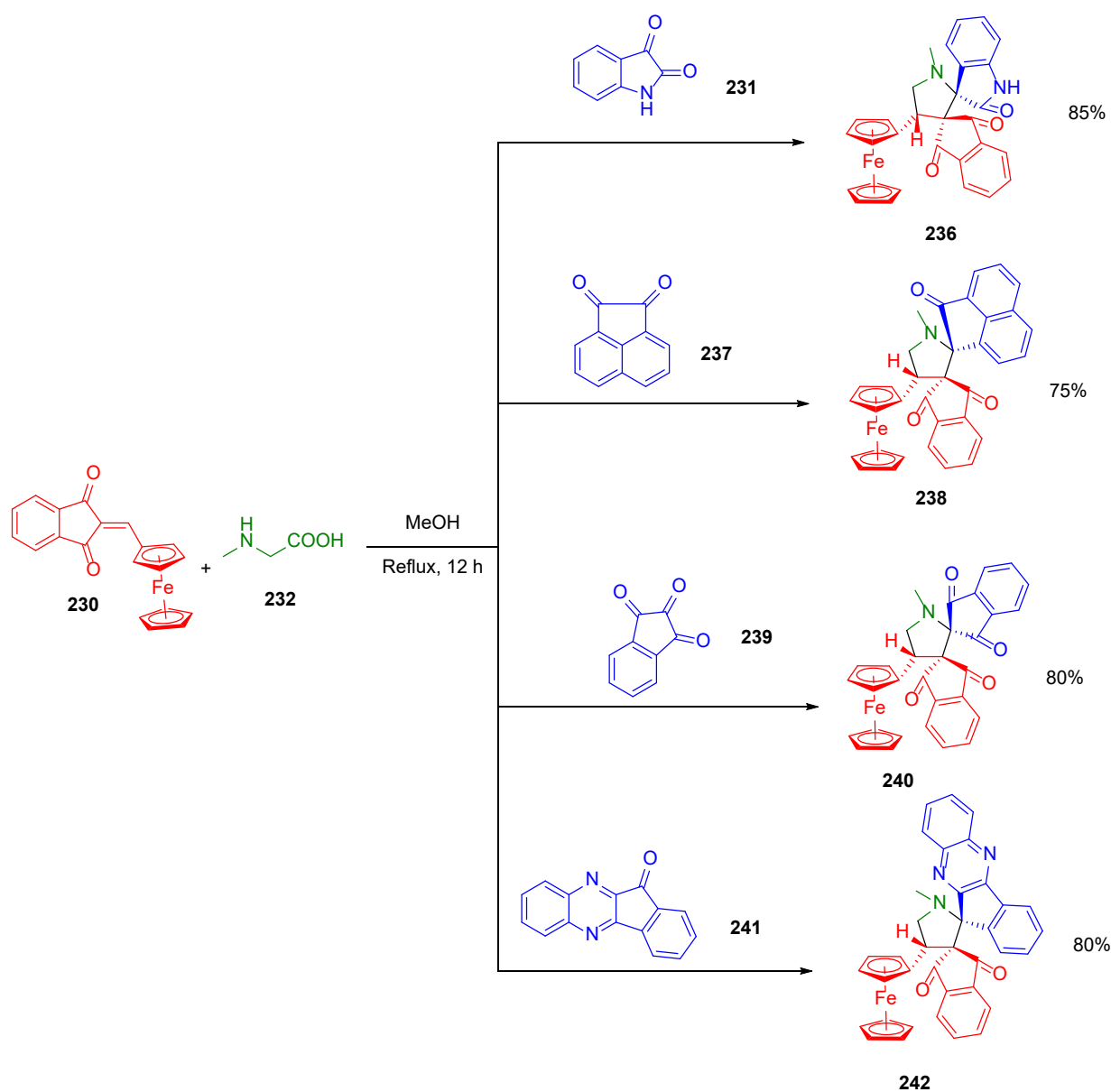
It was notably used to synthesize spiropyrrolidines starting from 2-ferrocenylidene-2(*H*)-indane-1,3-dione **230** [251]. 2-Ferrocenylidene-2(*H*)-indane-1,3-dione **230** could be synthesized by a Knoevenagel reaction between ferrocene-carboxyaldehyde **229** and indane-1,3-dione **4** (see Scheme 43). Then, by mixing sarcosine **232** and indoline-2,3-dione (isatin) **231**, sarcosine **232** could condense with **231** and after decarboxylation, give rise to the azomethine ylide **234**. This ylide can thus react with **230** in a [3+2] cycloaddition furnishing the ferrocenyl spiropyrrolidine adduct **235** (see Scheme 44). Using the same strategy, various compounds (**236**, **238**, **240** and **242**) could be synthesized in good yields (higher than 75% yields) by refluxing the methanol solutions for 12 h (see Scheme 45).



Scheme 43. Synthesis of the ferrocenecarboxyaldehyde adduct **230**.

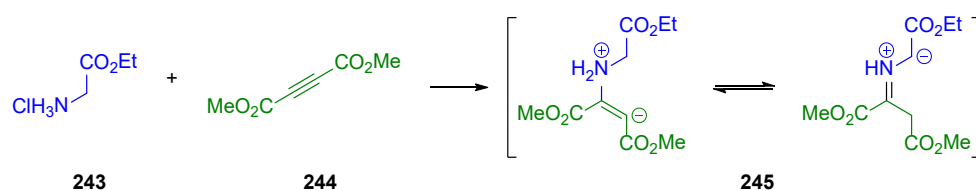


Scheme 44. Synthetic route to **235**.

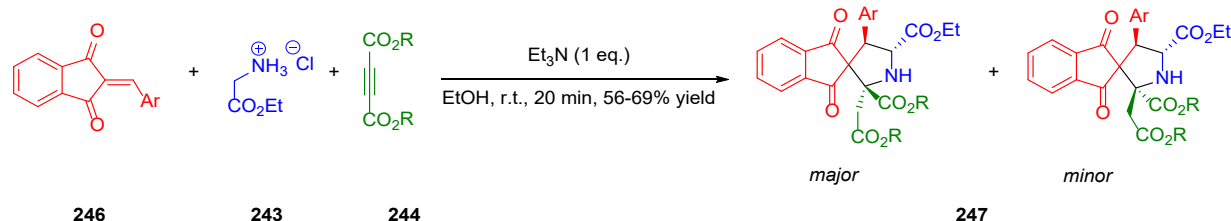


Scheme 45. Synthetic routes to **236**, **238**, **240** and **242**.

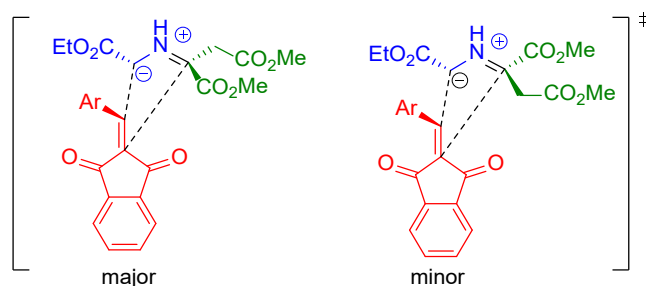
Single crystal X ray diffraction analyses performed on different reaction products revealed how this reaction could give the product as a unique regio and stereo isomer. Notably, isatin **231** can react with different amines and give rise to more complex molecules, for example, by reaction with the azomethine ylide resulting from the reaction between ethyl glucinate hydrochloride **243** and dimethyl but-2-ynedioate **244** (see Scheme 46). The azomethine ylide **245** thus obtained is capable to react with an arylidene indanedione **246**, as shown in Scheme 46. Such a reactivity was notably used to form various dihydro-spiro[indene-2,3'-pyrrolidines] **247** by a one-pot reaction at room temperature and in polar solvent, using triethylamine as the base. The different products could be obtained with reaction yields ranging between 56% and 69% (see Scheme 47) [252]. Examination of the single-crystal X-ray diffraction patterns and the 2D NMR spectra revealed that one diastereoisomer was mostly formed. Such a diastereoselectivity was assigned to a steric effect induced by the ester group and occurred during the reaction of the azomethine ylide with the indane-1,3-dione adduct during the concerted cycloaddition (see Scheme 48).



Scheme 46. Synthetic route to azomethine ylide 245.

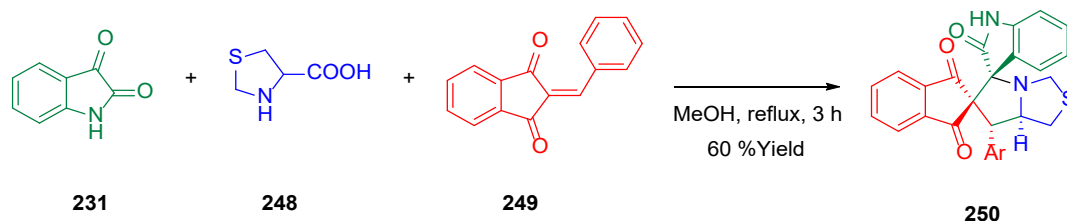


Scheme 47. Synthetic routes to dihydro-spiro[indene-2,3'-pyrrolidines] 247.



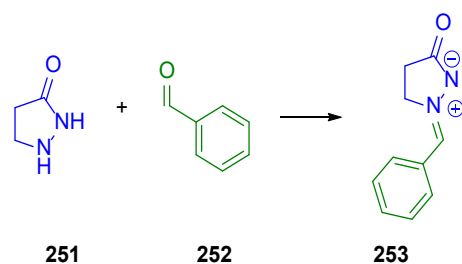
Scheme 48. Mechanism supporting the formation of a unique diastereoisomer.

Azomethine ylide can also be formed by a decarboxylative condensation of isatin 231 with 1,3-thiazolane-4-carboxylic acid 248 [252]. Such ylides, when formed in situ, can react with various derivatives of 2-arylidene-1,3-indanediones 249 to give bispiro compounds 250 (see Scheme 49) that were tested as inhibitors for *M. tuberculosis* H37Rv. The reaction yields ranged between 60 and 92% depending on the aryl group. This reaction was also regioselective, furnishing only one diastereoisomer.

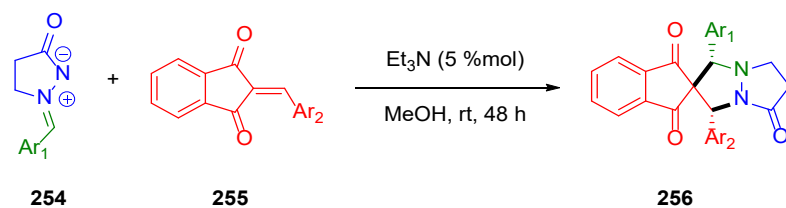


Scheme 49. Synthetic route to 250.

Azomethine imine can also be synthesized by condensation of the commercially available 3-pyrazolidinone 251 and benzaldehyde 252, as exemplified with 253 (see Scheme 50) [253]. The resulting azomethine imines 254 could react with different arylidene indane-1,3-diones 255 at room temperature using triethylamine as the organocatalyst. Reaction yields ranging between 65 and 98% could be determined, depending on the substituents [254]. The reaction can operate with a good diastereoselectivity (in most cases (>20/1)), (see Table 2, Scheme 51).



Scheme 50. Synthesis of azomethine imine.



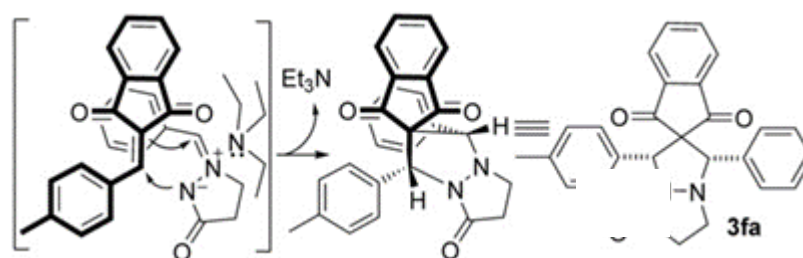
Scheme 51. Synthesis of **256**.

Table 2. Examples of cycloaddition reactions performed with various arylidene indane-1,3-diones **255** and azomethine imines **254**.

Ar ₁	Ar ₂	Yield ^a	dr ^b
C ₆ H ₅	C ₆ H ₅	98	>20:1
4-FC ₆ H ₄	C ₆ H ₅	75	>20:1
4-ClC ₆ H ₄	C ₆ H ₅	85	>20:1
4-BrC ₆ H ₄	C ₆ H ₅	84	>20:1
4-CF ₃ C ₆ H ₄	C ₆ H ₅	92	4:1
4-MeC ₆ H ₄	C ₆ H ₅	83	>20:1
3-BrC ₆ H ₄	C ₆ H ₅	65	>20:1
3-NO ₂ C ₆ H ₄	C ₆ H ₅	71	>20:1
3-MeC ₆ H ₄	C ₆ H ₅	93	>20:1
3-MeOC ₆ H ₄	C ₆ H ₅	82	7:1
2-C ₄ H ₉ S	C ₆ H ₅	70	>20:1

^a Yield of isolated product; ^b Determined by ¹H NMR spectroscopy on the crude mixture.

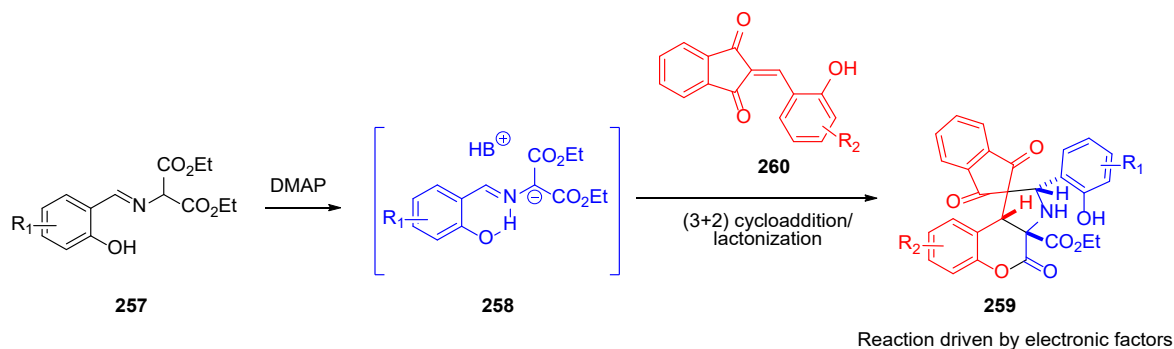
The reaction is also tolerant to a wide range of substituents, and the electronic effects induced by the substituents were determined as having no influence on the cyclization reaction, the mechanism involving a π - π stacking interaction between the two reactants (see Scheme 52).



Scheme 52. Mechanism supporting the synthesis of **256**. Reproduced with permission from Ref. [254].

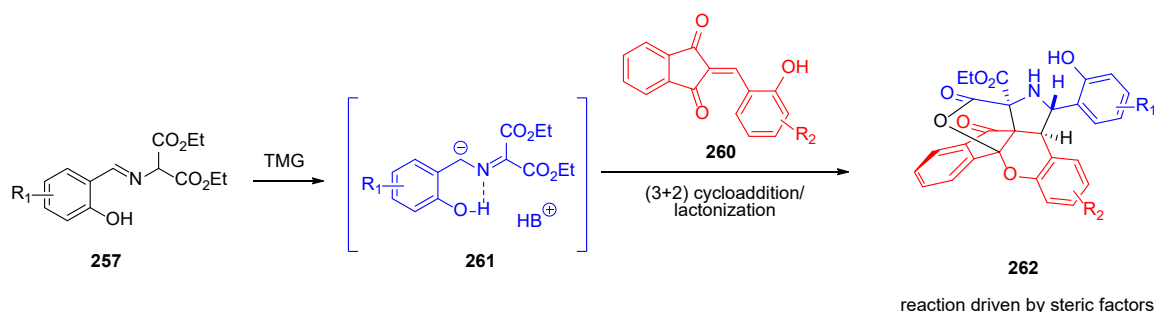
Iminodiester can also be used as precursors for the synthesis of azomethine ylides, and an example is given in Scheme 53. This synthesis can be base-directed, giving after a

[3+2] cycloaddition of **258** with the arylideneindane-1,3-dione **260** and a lactonization reaction, the chromenopyrrolidine **259** [255]. When DMAP was used as the base, the reaction was driven by electronics factors so that chromeno [3,4-*b*]pyrrolidines were obtained in these conditions irrespective of the aryl derivatives (see Scheme 54). The substrate was determined as only slightly influencing the reaction yields. Furthermore, when **257** was substituted with fluorine atoms, lower reactions yields were obtained compared to the other substituents (Br, Cl, OMe, Me, NO₂, ...) (see Table 3 and Scheme 55).



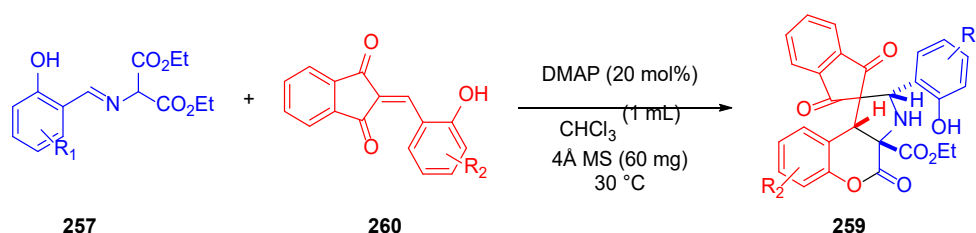
Scheme 53. Synthetic route to chromeno [3,4-*b*]pyrrolidine **259**.

Conversely, when 1,1,3,3-tetramethylguanidine (TMG) was used as the base, chromeno [3,4-*c*]pyrrolidine **262** was obtained instead of **259**, as the steric factors became predominant during the cyclization reaction (see Scheme 54). The reaction products **259** and **262** differ by the intermediate anions **258** and **261** formed by reaction of **257** with DMAP and TMG. During this reaction driven by steric factors, the reaction yield was lower when **257** was substituted with methoxy groups (see Table 4 and Scheme 56).



Scheme 54. Synthesis of chromeno [3,4-*c*]pyrrolidine **262** while using TMG as the base.

Influence of the catalysts on the regioselectivity of the reaction was not clearly demonstrated. Furthermore, the formation of H-bonds between reactants was suggested as the key element supporting the formation of a unique isomer. When TMG was used as the catalyst, H-bonding interactions were more pronounced than with the other bases. Various chromeno [3,4-*b*]pyrrolidines **259** (see Table 3) and chromeno [3,4-*c*]pyrrolidines **262** (see Table 4) were synthesized using these procedures.

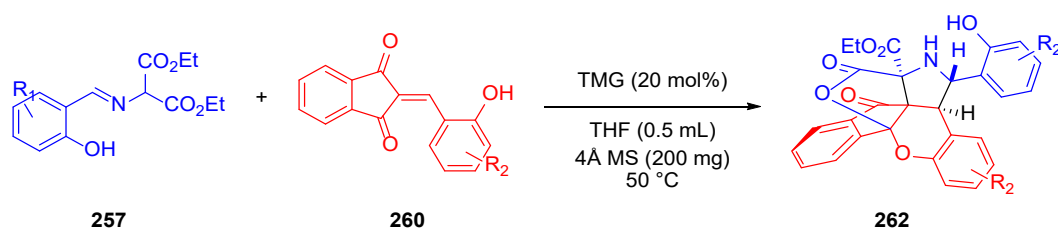


Scheme 55. Synthesis of **259**.

Table 3. Examples of chromeno [3,4-*b*]pyrrolidines **259** obtained using DMAP as the base.

R ₁	R ₂	t (h)	Yield (%) ^a
5-Br	H	18	69
H	H	18	62
5-Cl	H	12	70
5-NO ₂	H	30	58
5-OMe	H	18	59
4-OMe	H	24	71
3-OMe	H	18	79
5-F	H	11	46 ^b
5-Br	5-Cl	18	75
5-Br	5-Br	12	72
5-Br	5-NO ₂	18	63
5-Br	5-OMe	24	72
5-Br	4-OMe	18	61
5-Br	3-OMe	48	48

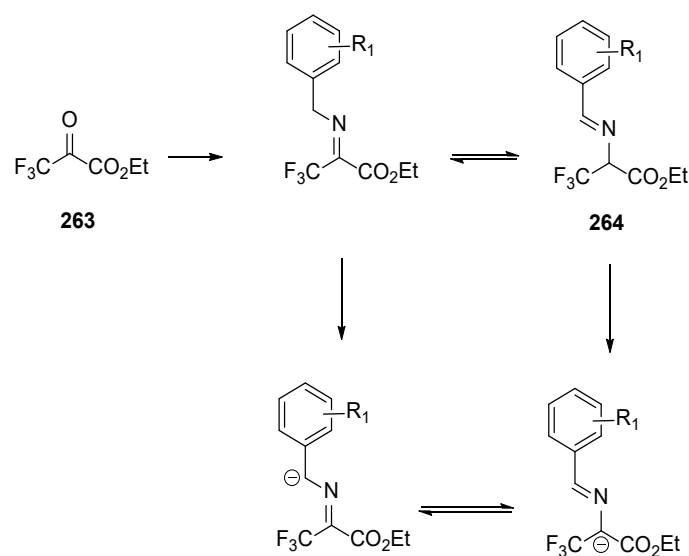
^a Isolated yield; ^b 17% of the other product was obtained.

**Scheme 56.** Synthesis of **262**.**Table 4.** Examples of chromeno [3,4-*c*]pyrrolidines **262** obtained using TMG as the base.

R ₁	R ₂	t (h)	Yield (%) ^a
5-Br	H	4	79
H	H	5	65
5-Cl	H	4	71
5-NO ₂	H	4	50
5-OMe	H	24	26
4-OMe	H	15	10
3-OMe	H	15	47
5-F	H	5	53
5-Br	5-Cl	6	75
5-Br	5-Br	4	79
5-Br	5-NO ₂	48	56
5-Br	5-OMe	5	70
5-Br	4-OMe	8	76
5-Br	3-OMe	4	69

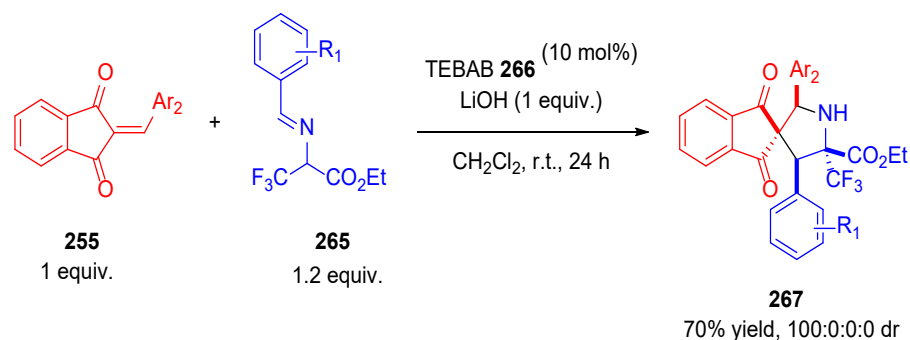
^a Isolated yield.

Other 1,3-dipolar cycloadditions were also performed with trifluoropyruvate imines in order to introduce fluorine groups [256]. Starting from ethyl 3,3,3-trifluoropyruvate **263**, formation of the imine **264** led to a dipolarophile, which could be used for cycloaddition reactions (see Scheme 57).



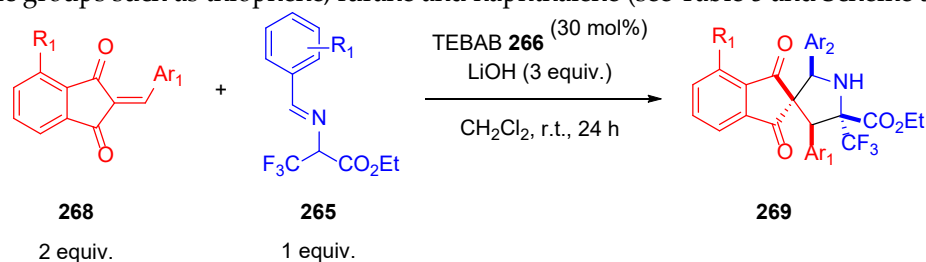
Scheme 57. Synthetic route to a fluorinated dipolarophile **264** further used for cycloaddition reactions.

After optimization of the reaction conditions, addition of a phase transfer catalyst (benzyltriethylammonium bromide (TEBAB)) **266** and at least one equivalent of LiOH as the base could lead to a complete conversion of the reactants **255** and **265** with an excellent diastereoselectivity as **267** (see Scheme 58).



Scheme 58. Cycloaddition reaction using TEBAB **266** as the catalyst.

This procedure was notably tested on various substrates, and the reaction proved to tolerate a wide range of functional groups such as chloride, nitro, methoxy and fluoride groups, even if in this case, the reaction yield was lower. The reaction tolerates other aromatic groups such as thiophene, furane and naphthalene (see Table 5 and Scheme 59).



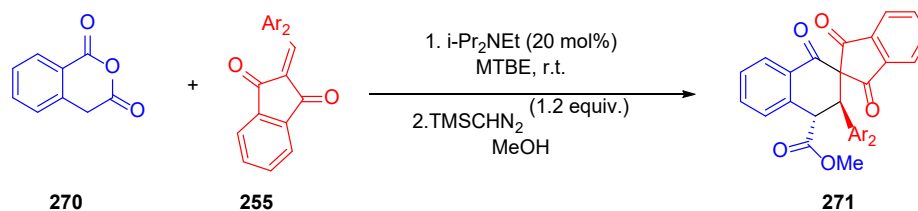
Scheme 59. Synthesis of **269**.

Table 5. Reaction yields obtained during the cycloaddition reactions using TEBAB 266 as the catalyst.

R ₁	Ar ₁	Ar ₂	Yield (%) ^a	dr ^b
H	C ₆ H ₅	C ₆ H ₅	98	100:0:0:0
H	4-BrC ₆ H ₄	C ₆ H ₅	70	100:0:0:0
H	4-OMeC ₆ H ₄	C ₆ H ₅	32	96:4:0:0
H	4-NO ₂ C ₆ H ₄	C ₆ H ₅	73	100:0:0:0
H	4-ClC ₆ H ₄	C ₆ H ₅	68	100:0:0:0
H	4-PhC ₆ H ₄	C ₆ H ₅	84	100:0:0:0
H	C ₁₀ H ₇	C ₆ H ₅	72	100:0:0:0
H	C ₄ H ₃ O	C ₆ H ₅	61	100:0:0:0
H	C ₄ H ₃ S	C ₆ H ₅	56	100:0:0:0
F	C ₆ H ₅	C ₆ H ₅	40	50:50:0:0
NO ₂	C ₆ H ₅	C ₆ H ₅	46	60:40:0:0
H	C ₆ H ₅	4-ClC ₆ H ₄	69	100:0:0:0
H	C ₆ H ₅	4-NO ₂ C ₆ H ₄	74	100:0:0:0
H	C ₆ H ₅	3,5-(CF ₃) ₂ C ₆ H ₃	31	100:0:0:0

^a Isolated yield; ^b determined by ¹H and ¹⁹F NMR.

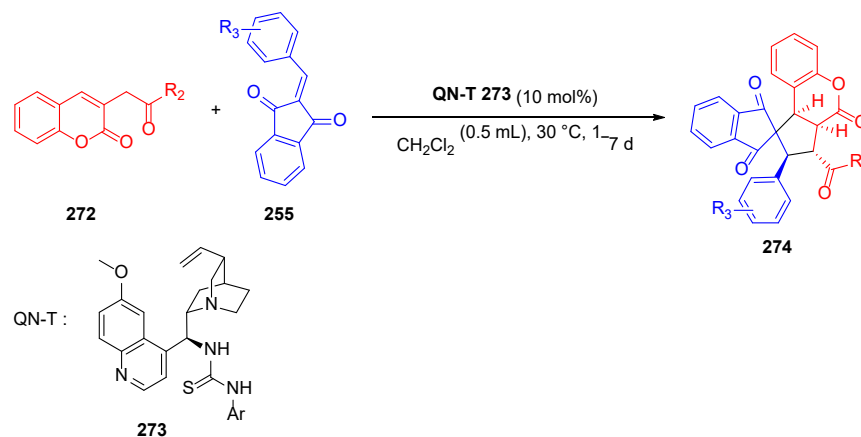
Tamura cycloaddition is a common cycloaddition reaction occurring with an enolisable anhydride is used. A version where an anhydride **270** can react with an arylidene-indane-1,3-dione **255** was developed that allowed for the development of many spiro-indanedione derivatives **271** [247]. In this procedure, a base was used to promote the cycloaddition between **270** and **255**, and various arylidene-indane-1,3-dione **255** could be converted as spiro-indanedione derivatives **271** (see Table 6 and Scheme 60).

**Scheme 60.** Synthesis of **271**.**Table 6.** Reaction yields obtained during the formation of spiro-indanedione derivatives **271**.

R	Yield (%) ^a
C ₆ H ₅	94
4-FC ₆ H ₄	93
2-ClC ₆ H ₄	88
4-ClC ₆ H ₄	89
2-BrC ₆ H ₄	91
4-BrC ₆ H ₄	92
4-CNC ₆ H ₄	90
4-NO ₂ C ₆ H ₄	91
4-MeC ₆ H ₄	95
4-OMeC ₆ H ₄	96
3,4,5-Me ₃ C ₆ H ₂	91
2-C ₁₀ H ₇	92
2-C ₄ H ₃ O	88
2-C ₄ H ₃ S	91
C ₆ H ₁₃	65

^a Reaction yield determined after purification and column chromatography.

Coumarin is a common functional group present in various natural products [257]. In order to obtain new coumarin-based molecules with biological activities, a [3+2] cycloaddition procedure between arylidene-indane-1,3-diones **255** and a coumarin-based 1,3-dipole precursor **272** was developed [258]. Such a cycloaddition could be catalyzed by an organic catalyst, and the best conditions were found while using 10 mol% of 1-phenyl-3-((1*R*)-(6-methoxyquinolin-4-yl)((2*R*,4*S*,5*R*)-5-vinylquinuclidin-2-yl)methyl)thiourea QN-T **273** in dichloromethane at 30 °C. Using these conditions, various substrates could be screened as reactants. Thus, 21 coumarin-indanedione derivatives **274** could be synthesized in moderate to high yields, as shown in Table 7 and Scheme 61.



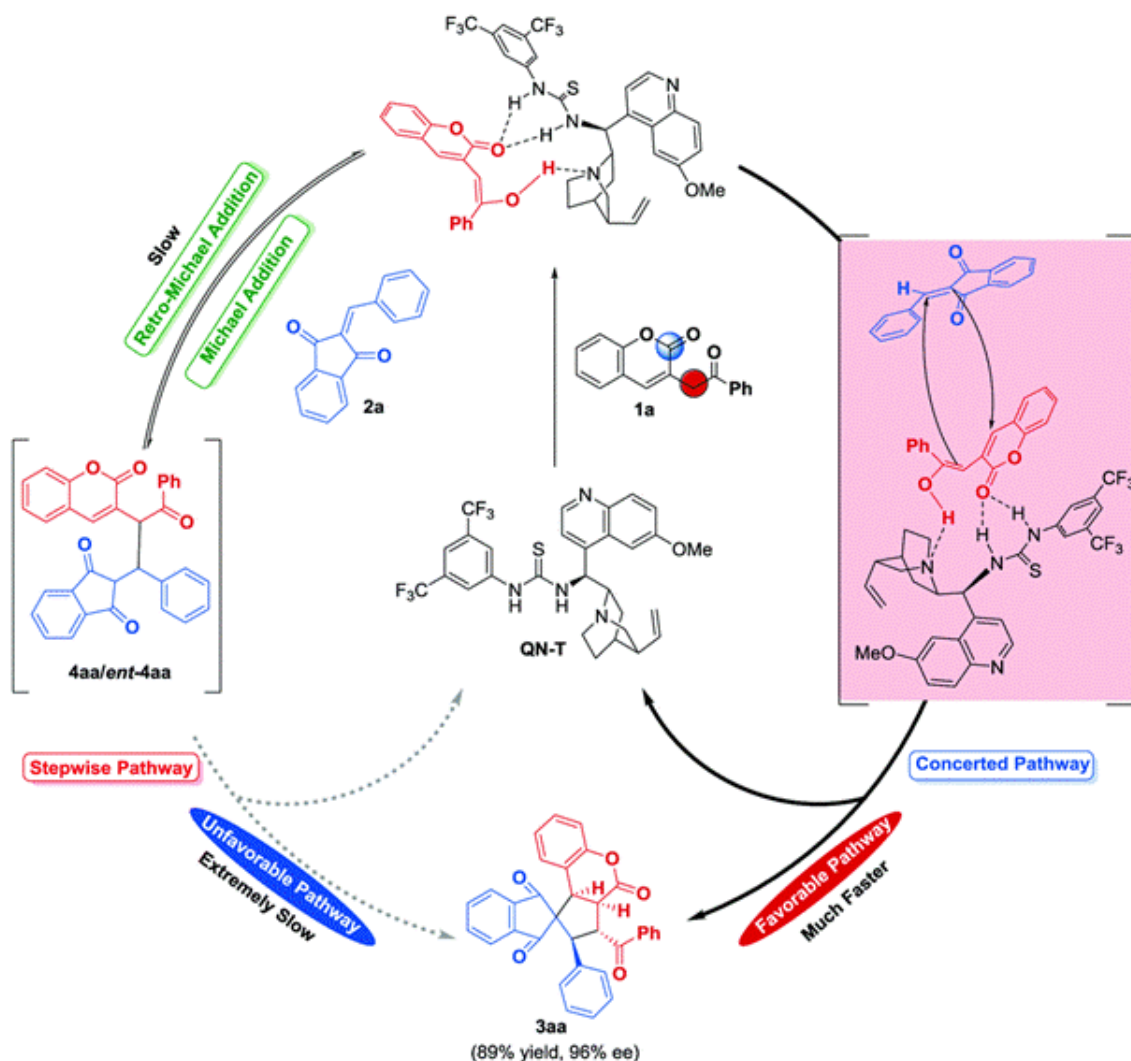
Scheme 61. Synthesis of **274**.

Table 7. Reaction yields obtained during the synthesis of coumarin-indanedione derivatives **274**.

R ₁	R ₂	R ₃	t (d)	Yield (%)	ee ^a
C ₆ H ₅	H	C ₆ H ₅	1	89	96
4-NO ₂ C ₆ H ₄	H	C ₆ H ₅	1	84	92
4-CNC ₆ H ₄	H	C ₆ H ₅	2	90	94
4-ClC ₆ H ₄	H	C ₆ H ₅	2	88	94
4-BrC ₆ H ₄	H	C ₆ H ₅	1	85	93
4-MeC ₆ H ₄	H	C ₆ H ₅	3	92	93
4-MeOC ₆ H ₄	H	C ₆ H ₅	4	84	91
4-HOC ₆ H ₄	H	C ₆ H ₅	7	70	69
2-MeOC ₆ H ₄	H	C ₆ H ₅	7	93	88
2-HOC ₆ H ₄	H	C ₆ H ₅	5	42	25
2-BrC ₆ H ₄	H	C ₆ H ₅	2	88	91
C ₄ H ₃ O	H	C ₆ H ₅	4	73	89
C ₄ H ₃ S	H	C ₆ H ₅	5	76	88
C ₅ H ₄ N	H	C ₆ H ₅	1	82	77
C ₆ H ₅	H	4-ClC ₆ H ₄	2	90	95
C ₆ H ₅	H	CH ₃	3	85	93
C ₆ H ₅	4-Cl	C ₆ H ₅	1	92	91
C ₆ H ₅	4-Br	C ₆ H ₅	2	82	95
C ₆ H ₅	4-MeO	C ₆ H ₅	1	86	92
C ₆ H ₅	2,4-Cl ₂	C ₆ H ₅	2	87	90
C ₆ H ₅	2-MeO	C ₆ H ₅	2	95	93

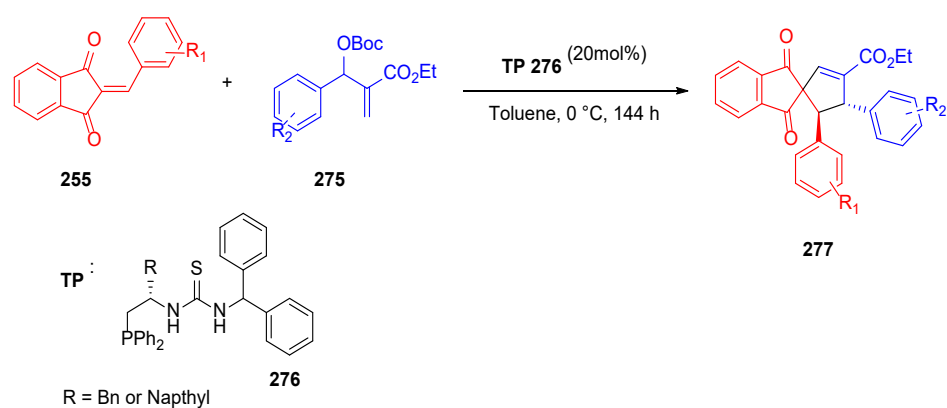
^a Enantiomeric excess determined by HPLC analyses on a chiral stationary phase.

The mechanism of cycloadditions could be determined due to several control reactions. In the mechanism, the coumarin first interacts with the catalyst due to H-bonding. After this initial step, the adduct and the arylidene-indane-1,3-dione can react via a [3+2] cycloaddition concerted step furnishing the spiro compounds (see Scheme 62).



Scheme 62. Mechanism of formation of the coumarin-indanedione cycloadducts. Reproduced with permission from Ref. [258].

Organocatalysis was also used to achieve asymmetric cycloadditions between 2-arylidene-indane-1,3-diones **255** and Morita–Baylis–Hillman carbonates **275** [259]. In this procedure, a thiourea-phosphine organocatalyst (**276**) was used to achieve the synthesis of various cyclopentene spiro-indanedione derivatives **277** (see Table 8 and Scheme 63). The mechanism proposed by the authors was the following: the intermediates, once activated by the organocatalyst, can release CO₂, and ^tBuOH can react in a cycloaddition reaction with arylidene-indane-1,3-dione **255**. After releasing the organocatalyst **276**, the spiro-compounds **277** can be obtained (see Scheme 64).

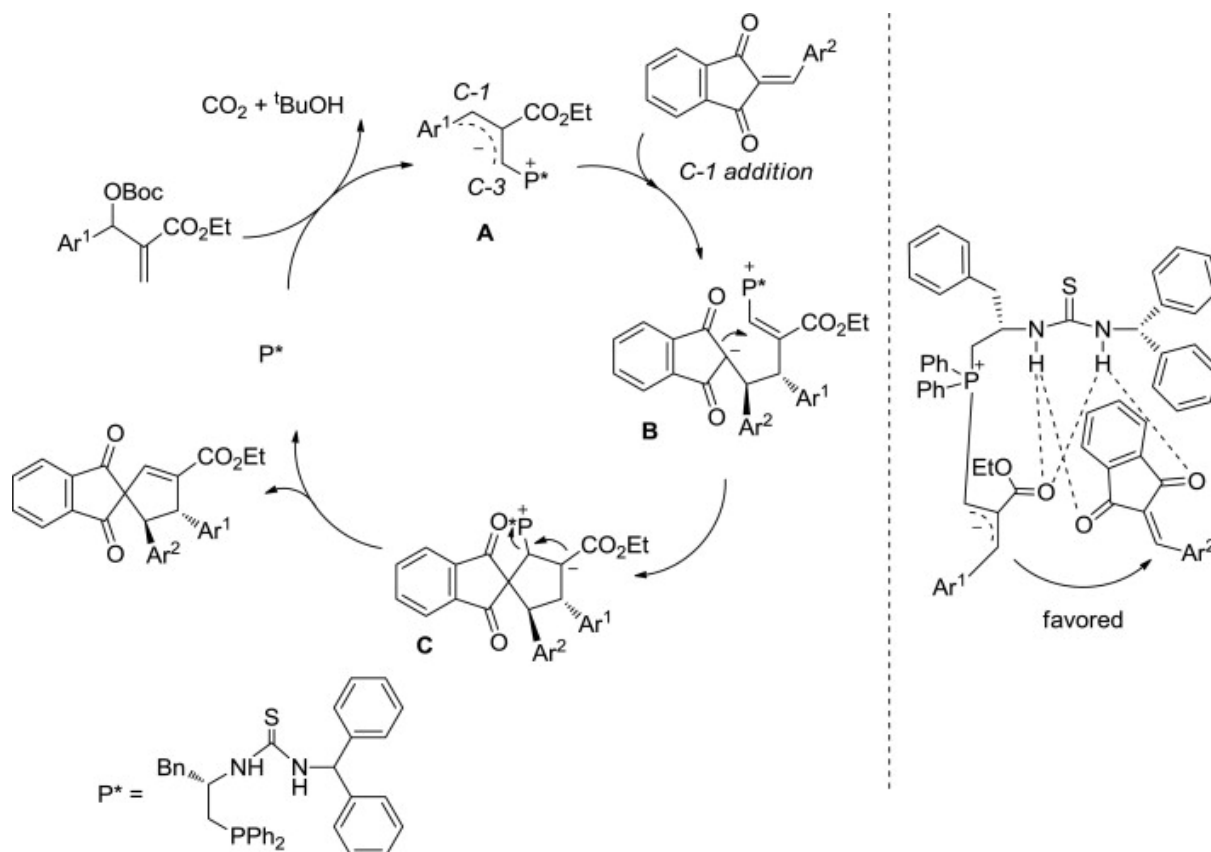


Scheme 63. Synthesis of **277**.

Table 8. Reaction yields obtained during asymmetric cycloadditions between 2-arylidene-indane-1,3-diones **255** and Morita–Baylis–Hillman carbonates **275**.

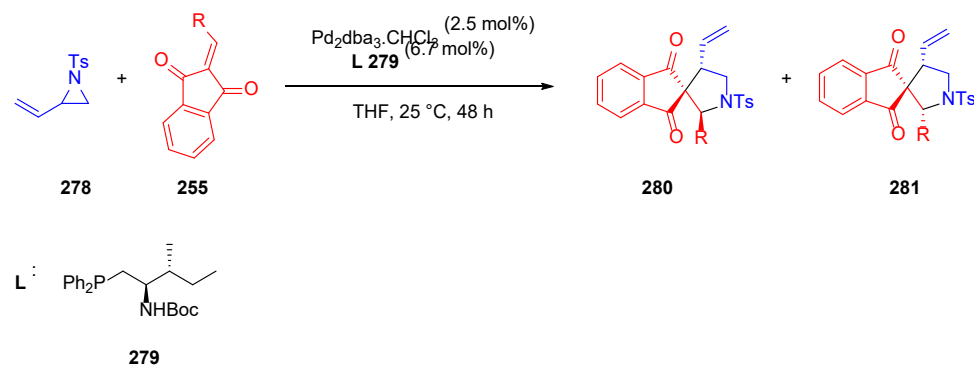
R ₁	R ₂	Yield (%) ^a	ee (%) ^b
4-NO ₂ C ₆ H ₄	4-Cl	52	88
4-NO ₂ C ₆ H ₄	4-Br	51	92
4-NO ₂ C ₆ H ₄	4-CN	65	91
4-NO ₂ C ₆ H ₄	4-CF ₃	50	91
4-NO ₂ C ₆ H ₄	2-Cl	68	97
4-NO ₂ C ₆ H ₄	2-Br	50	97
4-NO ₂ C ₆ H ₄	3-NO ₂	75	87
4-NO ₂ C ₆ H ₄	3-Cl	60	91
4-NO ₂ C ₆ H ₄	3-Br	51	90
4-NO ₂ C ₆ H ₄	2,4-Cl ₂	62	96
4-NO ₂ C ₆ H ₄	2,3-Cl ₂	67	98
4-NO ₂ C ₆ H ₄	3,4-Cl ₂	54	92
4-NO ₂ C ₆ H ₄	2,6-Cl ₂	30	92
4-NO ₂ C ₆ H ₄	4-F, 3-Br	50	90
4-NO ₂ C ₆ H ₄	4-CH ₃	Trace	-
C ₆ H ₅	4-NO ₂	75 ^c	66
3-BrC ₆ H ₄	4-NO ₂	64 ^c	67
4-C ₆ H ₄	4-NO ₂	75 ^c	65
C ₆ H ₁₁	4-NO ₂	68 ^c	67

^a Isolated yield; ^b determined by Chiral HPLC; ^c the reaction was carried out within 48 h.



Scheme 64. Mechanism involved in the cycloaddition reaction with Morita–Baylis–Hillman carbonates **275**. Reproduced with permission from Ref. [259].

[3+2] Cycloadditions enabling to prepare spiro-indane-1,3-diones can also be achieved with metal catalysts. Palladium is a common metal capable of catalyzing various cycloaddition reactions. Palladium was notably used as a catalyst in the [3+2] cycloaddition of vinylaziridine **278** and indane-1,3-dione derivatives **255** [260]. Such a procedure used a palladium (0) catalyst and a ligand (**279**) whose structures were carefully selected among a series of eleven ligands investigated. The optimal conditions were found to be 2.5 mol% of the palladium catalyst Pd_2dba_3 (*tris*(dibenzylideneacetone)dipalladium(0)), 6.7 mol% of ligand **279**, in THF and at room temperature for two days (see Table 9 and Scheme 65). The scope of applicability of this reaction was examined with a wide range of substrates. Even if the reaction tolerated a wide range of substituents attached to the arylidene-indane-1,3-diones **255**, the enantiomeric ratio greatly changed with the substrates, as shown in Table 9 and Scheme 65.

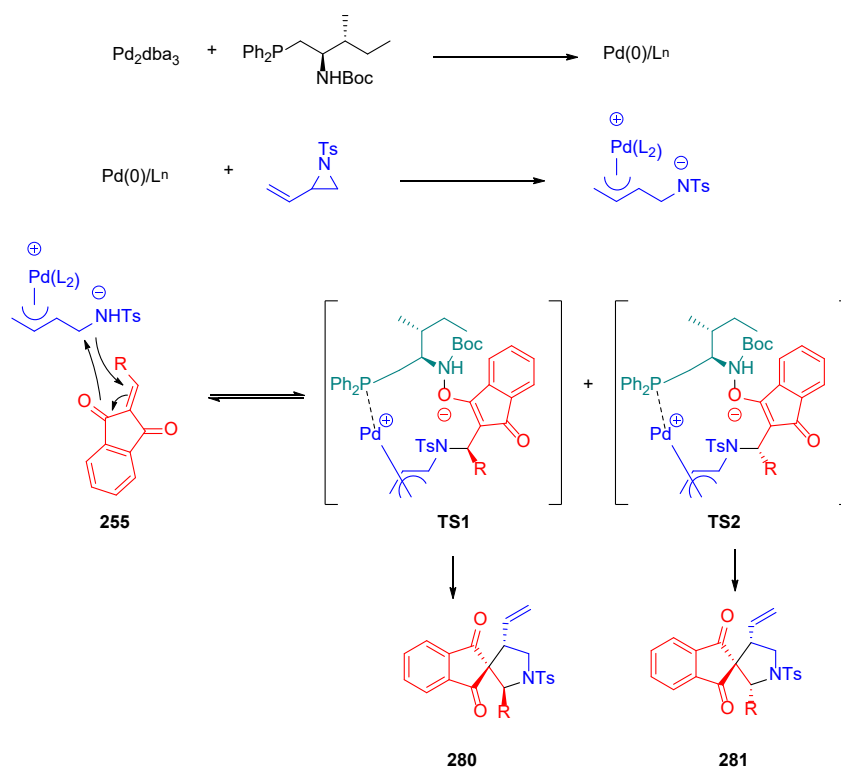


Scheme 65. Synthesis of **281**.

Table 9. Reaction yields obtained during the [3+2] cycloaddition of vinylaziridine **280** and indane-1,3-dione derivatives **255**.

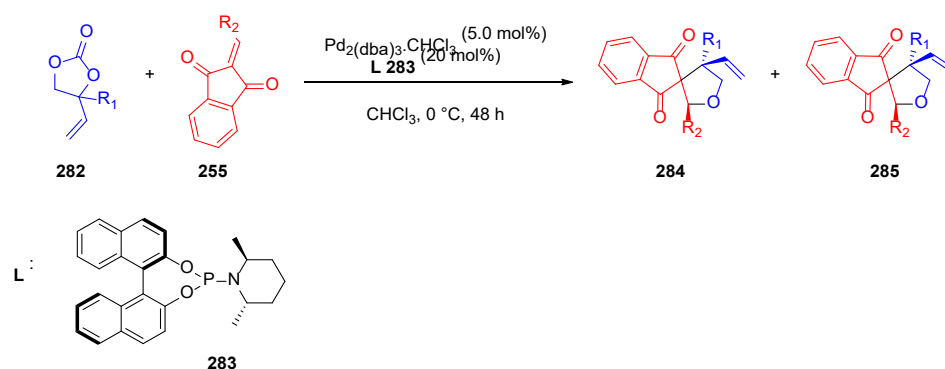
R	Yield (%)	er	dr
C ₆ H ₅	97	92:8	3:1
4-MeC ₆ H ₄	98	75:25	3:1
4-BrC ₆ H ₄	90	77:23	3:1
4-NO ₂ C ₆ H ₄	98	80:20	3:1
4-CF ₃ C ₆ H ₄	93	87:13	3:1
C ₁₀ H ₇	99	84:16	10:1
3-ClC ₆ H ₄	90	72:28	3:1
3-MeOC ₆ H ₄	90	83:17	3:1
C ₅ H ₄ N	81	75:25	3:1
C ₄ H ₃ O	59	97:3	4:1
CH ₂ C ₆ H ₅	91	74:26	3:1

When a cyclohexyl group was used instead of an aromatic group to prepare the indane-1,3-dione adducts, no reaction could take place, demonstrating the importance of starting from arylidene-indane-1,3-diones. The proposed mechanism involves the formation of a pi-allyl-palladium complex, obtained by the oxidative addition of Pd (0) to vinylaziridine **278**. Then, after an aza Michael addition, the resulting adducts can form H-bonds with the amide ligand, giving rise to two reversible transition states. Then, an enolate ring closure can occur, and on the basis of steric factors, only one diastereoisomer forms (see Scheme 66).

**Scheme 66.** Mechanism supporting the formation of only one diastereoisomer during the Pd-catalyzed reaction.

Vinylethylene carbonate **282** can also react with arylidene-indane-1,3-diones **255** in [3+2] cycloadditions using a palladium catalyst to give tetrahydrofuran-fused spirocyclic 1,3-indandiones **284** and **285** [261]. Such cycloaddition involves the formation of carbon

dioxide and proceeds in the optimized conditions, with a phosphoramidite ligand **L 283**, in chloroform at 0 °C for two days. This reaction could be tested at gram scale. Here again, tolerance of the reaction to the substitution pattern of carbonates **282** and arylidene-indane-1,3-diones **255** was remarkable. A unique product could be obtained in high yield in all cases and with a high enantioselectivity (see Table 10 and Scheme 67).



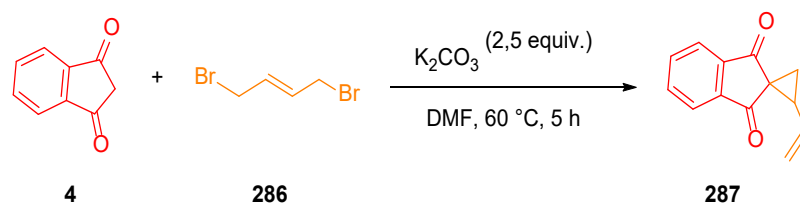
Scheme 67. Synthesis of **285**.

Table 10. Reaction yields obtained during the cyclization reaction with vinyl ethylene carbonate **282** and arylidene-indane-1,3-diones **255**.

R ₁	R ₂	Yield (%) ^a	dr ^b	ee ^c
C ₆ H ₅	C ₆ H ₅	99	53:47	99.98
3-MeC ₆ H ₄	C ₆ H ₅	99	52:48	99.95
4-MeC ₆ H ₄	C ₆ H ₅	97	51:49	96.95
2-MeOC ₆ H ₄	C ₆ H ₅	82	54:46	99.95
3-MeOC ₆ H ₄	C ₆ H ₅	84	53:47	99.98
4-MeOC ₆ H ₄	C ₆ H ₅	93	54:46	96.89
2-FC ₆ H ₄	C ₆ H ₅	96	53:47	93.92
3-FC ₆ H ₄	C ₆ H ₅	86	56:44	97.94
4-FC ₆ H ₄	C ₆ H ₅	96	52:48	94.92
3-ClC ₆ H ₄	C ₆ H ₅	94	52:48	93.95
4-ClC ₆ H ₄	C ₆ H ₅	76	51:49	96.95
3-BrC ₆ H ₄	C ₆ H ₅	77	52:48	93.89
4-BrC ₆ H ₄	C ₆ H ₅	68	50:50	95.95
4-PhC ₆ H ₄	C ₆ H ₅	71	53:47	93.95
C ₆ H ₅	3-MeC ₆ H ₄	94	56:44	96.97
C ₆ H ₅	2-MeOC ₆ H ₄	73	64:36	84.88
C ₆ H ₅	3-MeOC ₆ H ₄	99	62:38	96.96
C ₆ H ₅	4-MeOC ₆ H ₄	93	59:41	98.97
C ₆ H ₅	3,4-(MeO) ₂ C ₆ H ₄	79	81:19	99.95
C ₆ H ₅	2-FC ₆ H ₄	89	68:32	91.90
C ₆ H ₅	3-FC ₆ H ₄	91	68:32	96.90
C ₆ H ₅	4-FC ₆ H ₄	89	53:47	94.92
C ₆ H ₅	3-CF ₃ C ₆ H ₄	90	73:27	93.91
C ₆ H ₅	4-CF ₃ C ₆ H ₄	99	59:41	97.81
C ₆ H ₅	2-C ₄ H ₃ O	97	63:37	99.99
C ₆ H ₅	4-Br-2-C ₄ H ₂ S	99	76:24	99.96

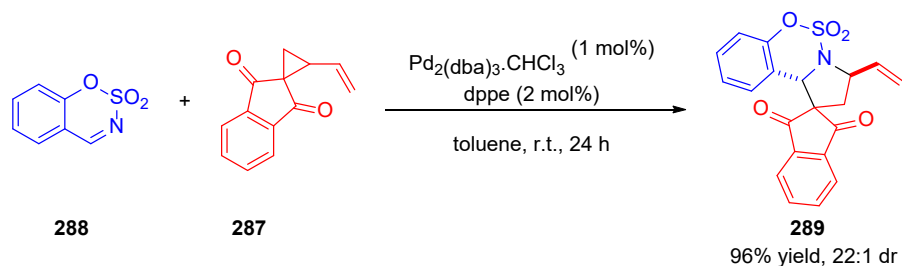
^a Isolated yield; ^b dr was determined by ¹H NMR analysis of the product; ^c determined by chiral HPLC analysis.

Spirovinylcyclopropaneindanedione (VCP) **287** is a reactive spiro compound, usually obtained by reaction of indanedione **4** with 1,4-dibromobut-2-ene **286** in basic media (see Scheme 68) [262].



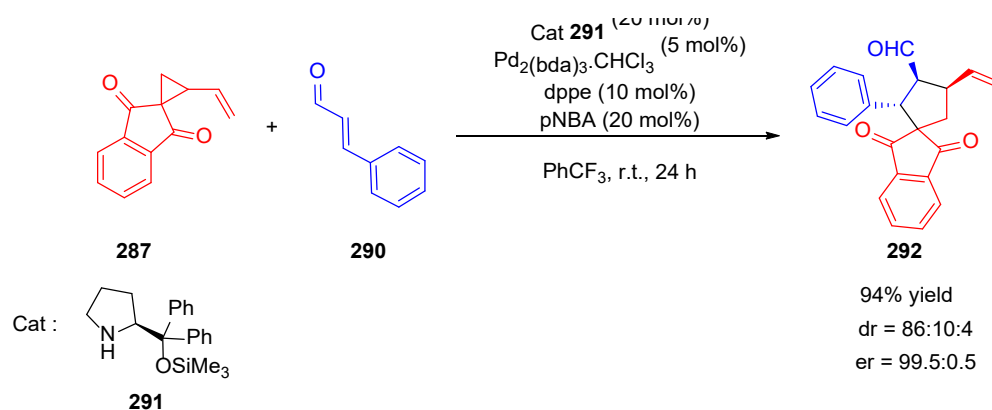
Scheme 68. Synthetic route to spirovinylcyclopropaneindanedione (VCP) **287**.

This spirovinylcyclopropaneindanedione **287** was notably used in a cycloaddition with palladium (0) as the catalyst with a sulfonyl-activated imine **288** [263]. Such a procedure can be advantageously used to increase the size of cycles of spiroindanedione compounds. An example of procedure giving access to the five-membered spiroindanedione **289** in 96% yield and with a diastereomeric ratio of 22:1 is presented in Scheme 69.



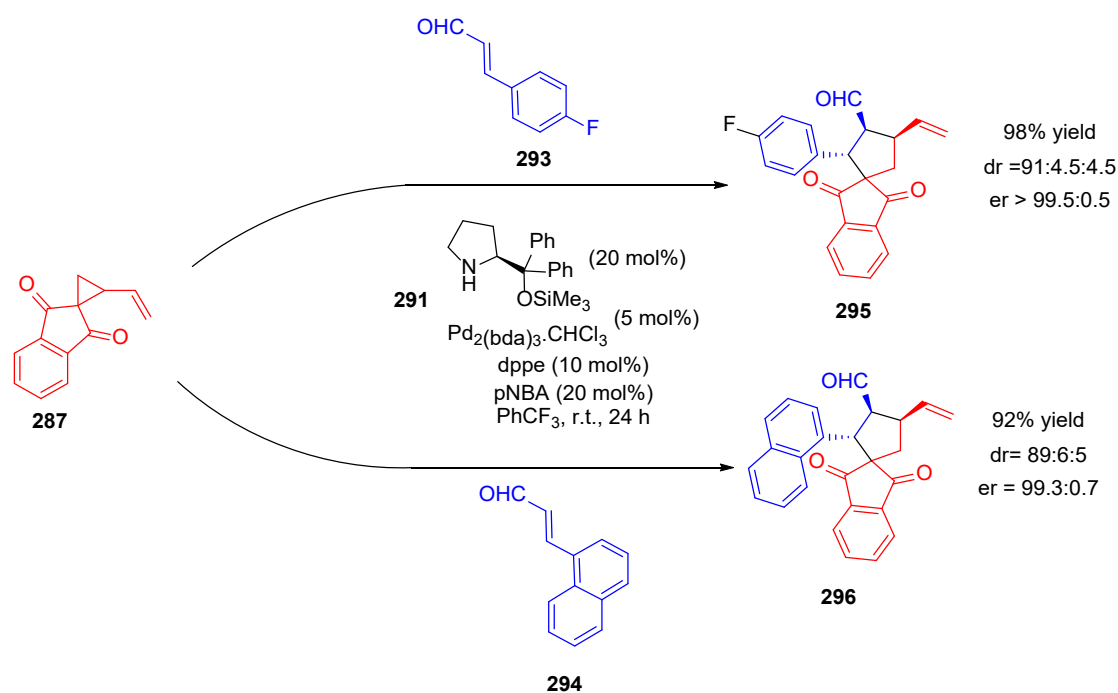
Scheme 69. Synthetic route to a five-membered spiroindanedione **289**.

Spirovinylcyclopropaneindanedione (VCP) **287** is also capable of reacting with enals, as exemplified with cinnamaldehyde **290**, enabling to increase by a [3+2] cycloaddition the size of the cycle of the spiro derivatives **292** from three to five carbons (see Scheme 70) [264].



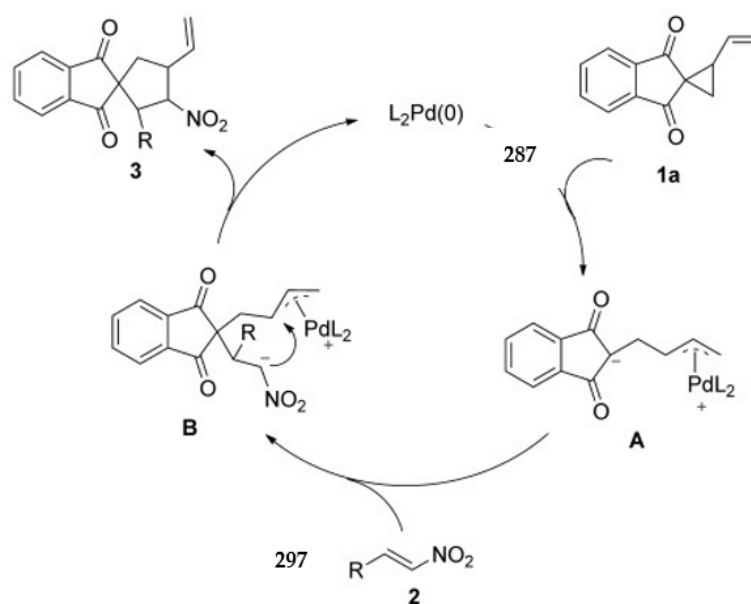
Scheme 70. Cycloaddition reaction with VCP **287** and cinnamaldehyde **292**.

The scope of application of this cycloaddition was rapidly studied, showing that aryl derivatives (**293**) or naphthyl-based enals (**294**) were compatible with this reaction, giving the cycloadducts **295** and **296** in 98% and 92% yields, respectively (see Scheme 71).



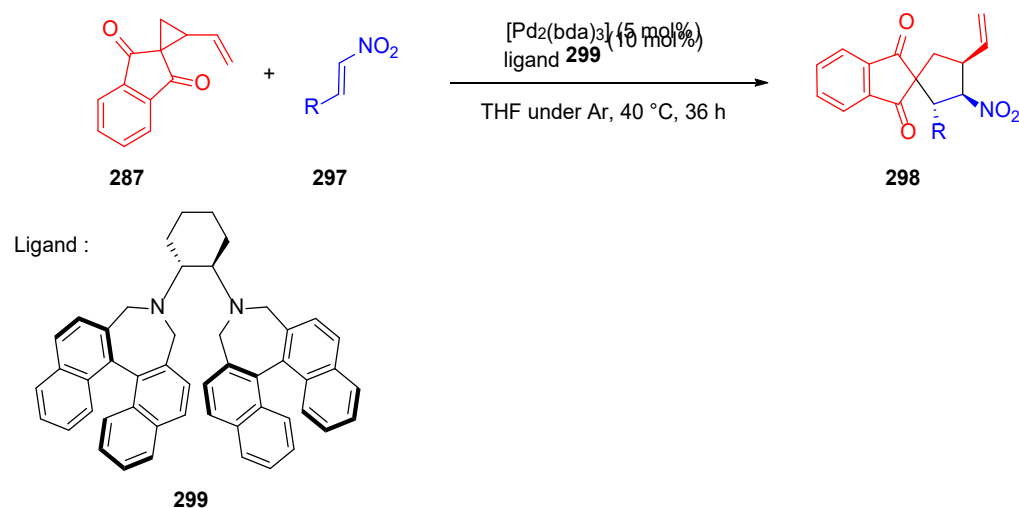
Scheme 71. Cycloaddition reactions with aryl and naphthyl derivatives **295** and **296**.

Spirovinylcyclopropaneindanedione (VCP) **287** can also react with nitroalkenes **297** in cycloaddition reactions, producing spiro-cyclopentane-indane-1,3-diones **298**. Such a reaction typically operates according to a two-step procedure [262]. In a first step, the palladium will oxidatively add to VCP **287**, opening the cyclopropane ring and giving an anion and a π -allylpalladium complex. The anion formed by ring opening is thus sufficiently nucleophile to add on the alkene **297**. The nitro substituent present on nitroalkenes **297** is capable of stabilizing the carbanion, and this anion can give rise to an intramolecular cyclization, regenerating the catalyst (see Scheme 72, **298**).



Scheme 72. Mechanism of cyclization determined for cycloaddition reactions occurring with nitroalkenes. Reproduced with permission from Ref. [262].

Such a procedure was tested with various nitroalkene derivatives, and the substitution pattern of the aryl substituents (presence of electron-donating or -withdrawing groups) did not impact the reaction process. The different products could be obtained in good yields (>80%). Only when the substituent was *o*-CF₃C₆H₄, the product was obtained with the lowest reaction yield of the series (75%) and with the worse diastereoselectivity (14:1). Even with other aromatic, heterocycle rings and alkane groups, the reaction yields remained good as well as the diastereoselectivity ratio and the enantiomeric excess (see Table 11 and Scheme 73).



Scheme 73. Synthesis of **299**.

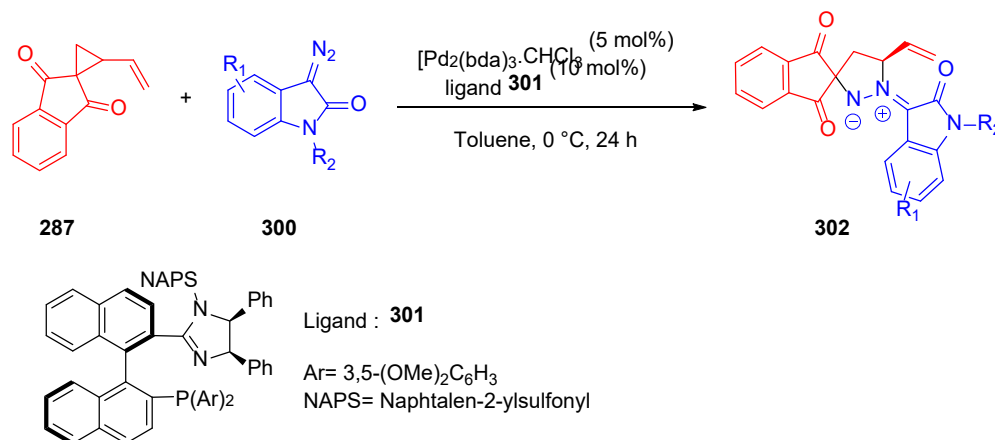
Table 11. Reaction yields obtained with various nitroalkene derivatives.

R.	Yield (%) ^a	dr ^b	ee ^c
C ₆ H ₅	80	5:1	97:95
4-FC ₆ H ₄	87	5:1	96:95
4-BrC ₆ H ₄	84	4.4:1	92:80
2-CF ₃ C ₆ H ₄	75	14:1	99:55
2-FC ₆ H ₄	82	6.4:1	96:89
4-MeOC ₆ H ₄	92	5.5:1	98:90
2-F-6-ClC ₆ H ₃	85	5.3:1	97:90
2-MeOC ₆ H ₄	90	2.6:1	97:97
4-MeC ₆ H ₄	81	5:1	96:88
2-BrC ₆ H ₄	79	4.1:1	92:84
4-ClC ₆ H ₄	90	5.3:1	92:68
1-C ₁₀ H ₇	83	2.3:1	97:97
2-C ₁₀ H ₇	81	5.7:1	98:80
C ₄ H ₃ S	80	6:1	97:87
C ₄ H ₃ O	89	5.7:1	96:78
C ₃ H ₄	86	1.7:1	99:99
C ₆ H ₁₁	88	1.2:1	99:99

^a Isolated yield of diastereoisomer; ^b the diastereoisomeric ratios were determined by ¹H NMR spectroscopy; ^c the enantiomeric excess values were determined by chiral HPLC analyses.

[3+2] Cycloaddition can also be used to construct oxindole-fused spiro-pyrazolidine compounds **302** starting from spirovinylcyclopropaneindanedione **287** (VCP) catalyzed by palladium (0) [265]. 1-Benzyl-3-diazoindolin-2-one **300** could react with **289** in the

presence of Pd₂bda₃ using a chiral (P,N) ligand **301** in toluene at 0 °C, affording various spiropyrazolidines **302** with reaction yields ranging from 39% to 99% (see Table 12 and Scheme 74).



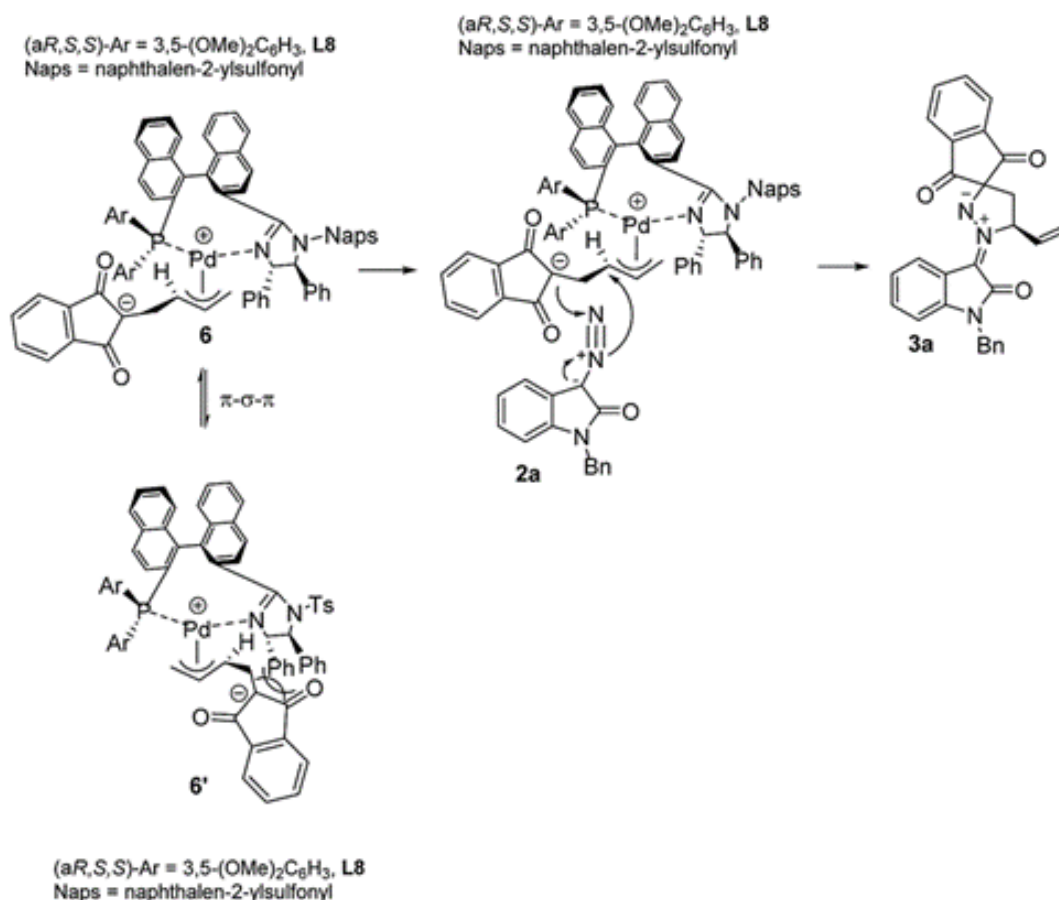
Scheme 74. Synthesis of **302**.

Table 12. Reaction yields obtained during the synthesis of oxindole-fused spiropyrazolidine compounds.

R ₁	R ₂	Yield % ^a	ee % ^b
H	CH ₂ C ₆ H ₅	95	78
5-F	CH ₂ C ₆ H ₅	99	64
5-Cl	CH ₂ C ₆ H ₅	92	78
5-I	CH ₂ C ₆ H ₅	98	69
5-Me	CH ₂ C ₆ H ₅	99	82
6-Me	CH ₂ C ₆ H ₅	78	59
6-MeO	CH ₂ C ₆ H ₅	96	77
6-Cl	CH ₂ C ₆ H ₅	96	65
7-CF ₃	CH ₂ C ₆ H ₅	52	68
5,7-Me ₂	CH ₂ C ₆ H ₅	80	48
5,7-Cl ₂	CH ₂ C ₆ H ₅	39	75
H	CH ₂ OMe	65	77
H	Me	81	84

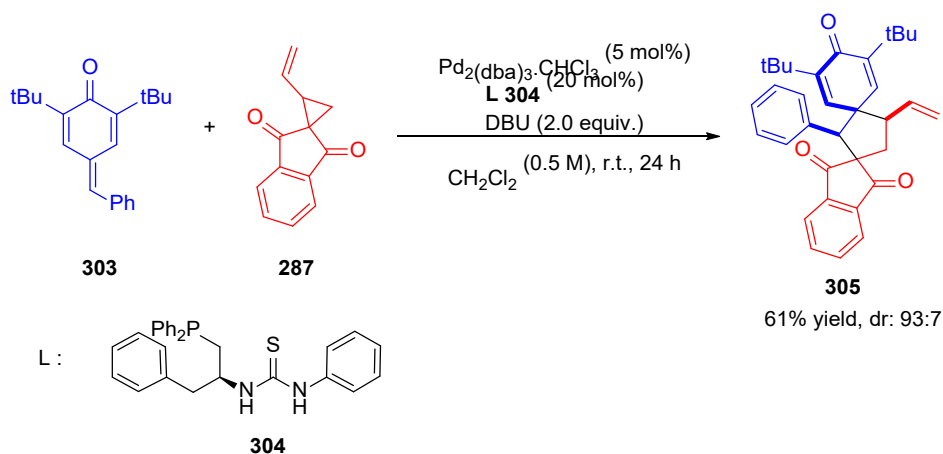
^a Isolated yield; ^b the enantiomeric excess was determined by chiral HPLC analysis on chiral cel IB-3.

The mechanism of cyclization was similar to the mechanism previously depicted for the cycloaddition of VCP **289** with nitroalkenes **297**. Thus, the palladium catalyst opens the cyclopropane ring, giving a zwitterionic species with an anion and a π -allylpalladium complex. Then, a [3+2] cycloaddition can occur between the anion and the diazo group, generating the cyclopentane ring after cyclization (see Scheme 75).



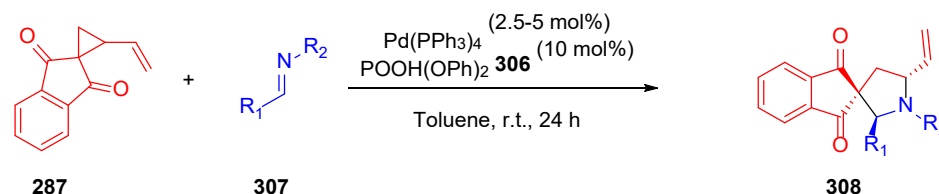
Scheme 75. Mechanism involved in the synthesis of the oxindole-fused spiropyrazolidine. Reproduced with permission from Ref. [265].

Palladium was also used in cooperation with an organic base to promote the annulation of vinylcyclopropanes indane-1,3-dione **287** with *para*-quinone methides **303** via a [3+2] cycloaddition [266]. Association of 1,8-diazabicyclo [5.4.0]undec-7-ene (DBU), a thiourea-based ligand **304**, and Pd₂(dba)₃ could catalyze the intramolecular annulation reaction between *para*-quinone methides **303** and 2-vinylspiro[cyclopropane-1,2'-indene]-1',3'-dione **287** giving the product **305** in 61% yield with a diastereoisomeric ratio of 93:7 (see Scheme 76).



Scheme 76. Annulation reaction between *para*-quinone methide **307** and 2-vinylspiro[cyclopropane-1,2'-indene]-1',3'-dione **289**.

Palladium catalysis was also used in synergy with diphenylphosphoric acid **306** [267]. Such a mixture could catalyze the reaction between VCP **287** and various imines **307**, producing **308** (see Table 13 and Scheme 77). The different imines used in these reactions were prepared in situ.



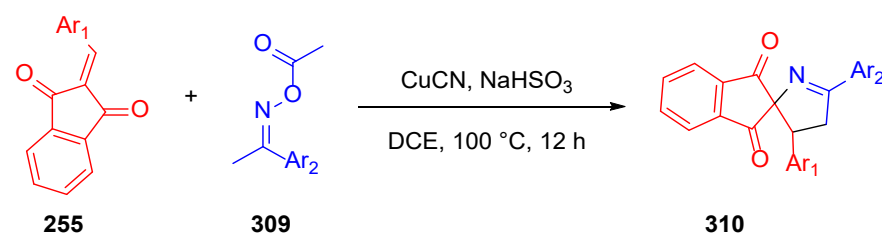
Scheme 77. Synthesis of **308**.

Table 13. Reaction yields obtained during cycloaddition reactions using diphenylphosphoric acid **306** and a Pd (0) catalyst.

R ₁	R ₂	Yield (%) ^a	dr ^b
C ₁₀ H ₇	C ₆ H ₅	75	3:1
3,4-(OMe) ₂ C ₆ H ₄	C ₆ H ₅	93	1:4.2
4-BrC ₆ H ₄	C ₆ H ₅	80	3.5:1
3-ClC ₆ H ₄	C ₆ H ₅	86	10.0:1
C ₄ H ₉	C ₆ H ₅	84	9.5:1
C ₆ H ₅	4-NO ₂ C ₆ H ₄	81	4.8:1
C ₆ H ₅	4-OMeC ₆ H ₄	77	1:1.2
C ₆ H ₅	3-MeC ₆ H ₄	79	1.6:1
C ₆ H ₅	4-ClC ₆ H ₄ CH ₂	50	1:9.2

^a Yields determined after purification by chromatography on silica gel; ^b diastereomeric ratio determined after purification by chromatography.

Other metals can also be used for the cycloaddition reactions. Thus, copper was notably used to catalyze the [3+2] cycloaddition of 2-arylideneindane-1,3-diones **255** with ketoxime acetates **309** [268]. In a first study, the authors optimized the reaction conditions by screening various copper catalysts such as CuI, CuCN, CuOAc and even solid copper with various additives, at various temperatures and in various solvents. The best conditions to produce **310** were determined as being CuCN as the catalyst while using NaHSO₃ as the base and dichloroethane as the solvent at 100 °C. Then, a screening of different arylidene-indane-1,3-diones **255** was realized, as shown in Table 14 and Scheme 78.



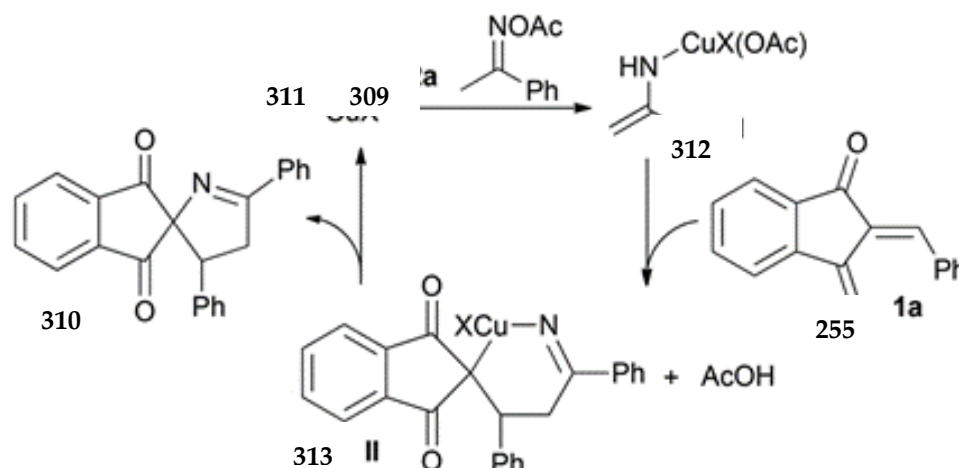
Scheme 78. Synthesis of **310**.

Table 14. [3+2] Cycloadditions of 2-arylideneindane-1,3-diones **255** with ketoxime acetates **309** using a copper catalyst.

Ar ₁	Ar ₂	Yield (%) ^a
C ₆ H ₅	C ₆ H ₅	95
2-BrC ₆ H ₅	C ₆ H ₅	92
2-NO ₂ C ₆ H ₅	C ₆ H ₅	78
4-FC ₆ H ₄	C ₆ H ₅	85
4-CF ₃ C ₆ H ₄	C ₆ H ₅	88
4-MeC ₆ H ₄	C ₆ H ₅	81
4-MeOC ₆ H ₄	C ₆ H ₅	61
3-BrC ₆ H ₄	C ₆ H ₅	95
C ₁₀ H ₇	C ₆ H ₅	51
C ₄ H ₃ O	C ₆ H ₅	56
C ₄ H ₃ S	C ₆ H ₅	54
C ₃ H ₇	C ₆ H ₅	21
C ₆ H ₅	2-BrC ₆ H ₄	82
C ₆ H ₅	4-MeC ₆ H ₄	85
C ₆ H ₅	4-MeOC ₆ H ₄	86
C ₆ H ₅	4-NO ₂ C ₆ H ₄	86
4-FC ₆ H ₄	3-BrC ₆ H ₄	93
3-BrC ₆ H ₄	4-ClC ₆ H ₄	84
4-BrC ₆ H ₄	4-MeC ₆ H ₄	87
3-NO ₂ C ₆ H ₄	4-MeOC ₆ H ₄	84
2-ClC ₆ H ₄	4-MeOC ₆ H ₄	92
C ₆ H ₅	C ₄ H ₃ S	77

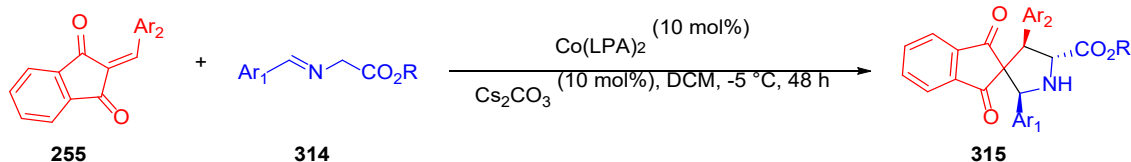
^a Isolated yield.

The screening showed that the reaction could work with various aryl derivatives, giving the different products with reaction yields higher than 80%. When the methoxy group was attached in *para*-position of the aromatic ring, the reaction yield was lower than with the other groups. However, when the substituent was another aromatic group such as naphthyl, furyl or thienyl groups, the reaction yield decreased slightly, giving the products in around 50% yield. When the substituent was an alkyl group, such as an isopropyl group, the yield was relatively low (21% yield), demonstrating the importance of an aryl ring on the ketoxime acetates to obtain high reaction yields. The reaction mechanism was investigated by the authors, and the following one was proposed. Thus, after an oxidative addition of the copper catalyst **311** on the oxime **309**, a copper enamide **312** formed. Then, this enamide **312** could undergo an intramolecular annulation with **255**, releasing acetic acid as a by-product and producing **313**. Then, the metallocycle could undergo a reductive elimination, giving the final product **310** and regenerating the catalyst **311** (see Scheme 79).



Scheme 79. Mechanism proposed to support the formation of 2-arylideneindane-1,3-diones. Reproduced with permission from Ref. [268].

Cobalt (II) was also used as a metal catalyst to initiate 1,3-dipolar cycloadditions between azomethine ylides **314** and 2-arylidene-indane-1,3-diones **255** [269]. This metal cation can be chelated with two phenylalanine units, forming a planar complex of cobalt (II). After a careful screening of the reaction conditions, cesium carbonate was determined as being the best base to produce **315**, and the optimal reaction conditions were determined as being 10 mol% cobalt(*L*-phenylalanine)₂, 10 mol% cesium carbonate in dichloromethane at -5°C for two days. Using these conditions, a wide range of azomethine ylides **314** and arylidene-indane-1,3-diones **255** could be tested in these conditions (see Table 15 and Scheme 80). The reaction tolerates all substituents examined, except that higher reaction yields were obtained while introducing electron withdrawing groups on the azomethine ylides **314**.



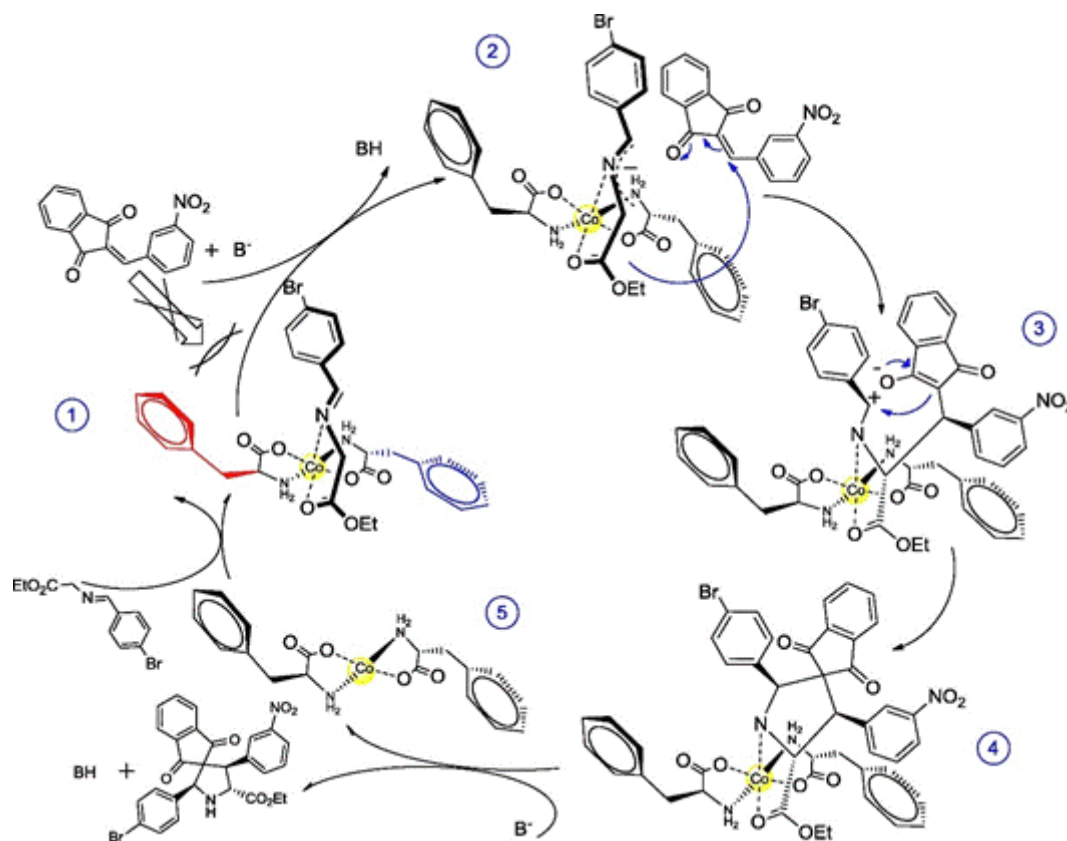
Scheme 80. Synthesis of **315**.

Table 15. Reaction yields obtained during the cycloaddition of azomethine ylides and arylidene-indane-1,3-diones.

Ar ₁	R	Ar ₂	Yield (%) ^a	ee (%) ^b
C ₆ H ₅	Me	4-BrC ₆ H ₄	56	-87
C ₆ H ₅	Et	4-BrC ₆ H ₄	60	-74
2,4-Cl ₂ C ₆ H ₃	Et	4-BrC ₆ H ₄	85	-70
2-MeC ₆ H ₄	Me	4-BrC ₆ H ₄	79	-73
1-Br-2-C ₁₀ H ₆	Me	4-BrC ₆ H ₄	89	-81
1-Br-2-C ₁₀ H ₆	Et	3-NO ₂ C ₆ H ₄	73	-81
2,4-F ₂ C ₆ H ₃	Et	3-NO ₂ C ₆ H ₄	89	-76
3-MeC ₆ H ₄	Me	3-NO ₂ C ₆ H ₄	75	-76
2-MeC ₆ H ₄	Et	3-NO ₂ C ₆ H ₄	76	-72
4-ClC ₆ H ₅	Et	3-NO ₂ C ₆ H ₄	55	64
4-BrC ₆ H ₄	Et	3-NO ₂ C ₆ H ₄	76	-77
2-ClC ₆ H ₄	Et	2-NO ₂ C ₆ H ₄	59	-79
4-NO ₂ C ₆ H ₄	Me	C ₆ H ₅	90	-74
4-ClC ₆ H ₄	Me	2-C ₄ H ₃ O	65	-78

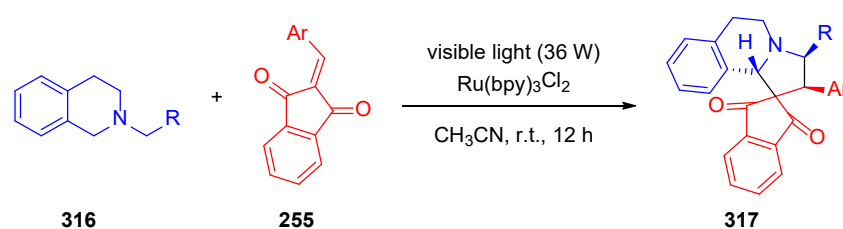
^a yield of the isolated product; ^b determined by Chiral HPLC.

A reaction mechanism was also proposed to explain the stereoselectivity of the reactions. In this mechanism, the azomethine ylides **314** chelate to the cobalt metal, leading to an octahedral complex. This complex will hide the Re face of the azomethine ylides, allowing arylidene-indane-1,3-diones **255** to attack the deprotonated azomethine ylides by the Si face exclusively. This stereoselectivity is directly related to the fact that the two aromatic rings (one of L-phenylalanine and the other on the azomethine ylides) will shield the Re face of the azomethine ylides **255** (see Scheme 81).



Scheme 81. Mechanism supporting the formation of a unique diastereoisomer during the cycloaddition of azomethine ylides **314** and arylidene-indane-1,3-diones **255**. Reproduced with permission from Ref. [269].

Ruthenium complexes were also used in combination with visible light to catalyze the [3+2] cycloaddition of 2-arylidene-indane-1,3-diones **255** with methyl 2-(3,4-dihydroisoquinolin-2-yl)acetate **316** [270]. The visible-light catalyzed reaction was tested with various methyl 2-(3,4-dihydroisoquinolin-2-yl)acetate **316**, the substituent varying from ester to nitrile groups on the dihydroisoquinoline core and by testing various groups attached to the aromatic ring of 2-arylidene-indane-1,3-diones **255** (see Table 16 and Scheme 82). The nature of the aromatic group on the 2-arylidene-indane-1,3-diones **255** strongly influenced the structure of the final product **317**. Thus, when the aromatic ring was substituted with electron-withdrawing groups, the reaction gave spiro[indene-2,1'-pyrrolo [2,1-*a*]isoquinoline]s **317**, whereas when the substituent on the aromatic ring was an electron-releasing group, 3'-arylspiro[indene-2,2'-oxirane]-1,3-diones **318** were obtained.



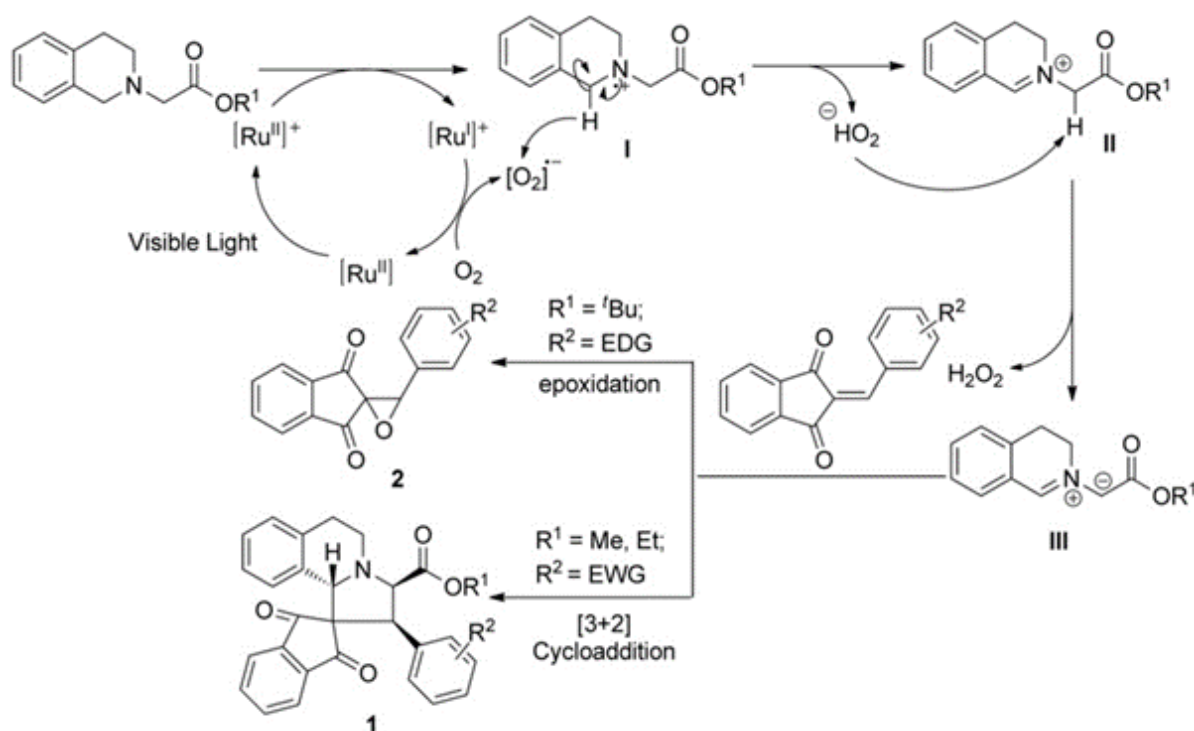
Scheme 82. Synthesis of 317.

Table 16. Reaction yields obtained during the [3+2] cycloadditions of 2-arylidene-indane-1,3-diones 255 with methyl-2-(3,4-dihydroisoquinolin-2-yl) acetate 316.

Ar.	R	Yield (%) ^a
4-OMeC ₆ H ₄	CO ₂ Me	81
4-MeC ₆ H ₄	CO ₂ Me	88
C ₆ H ₅	CO ₂ Me	92
3-ClC ₆ H ₄	CO ₂ Me	92
3-NO ₂ C ₆ H ₄	CO ₂ Me	70
4-ClC ₆ H ₄	CO ₂ Me	73
4-OMeC ₆ H ₄	CO ₂ Et	56
4-MeC ₆ H ₄	CO ₂ Et	72
C ₆ H ₅	CO ₂ Et	90
3-FC ₆ H ₄	CO ₂ Et	68
3-ClC ₆ H ₄	CO ₂ Et	70
3-NO ₂ C ₆ H ₄	CO ₂ Et	65
4-ClC ₆ H ₄	CO ₂ Et	78
4-BrC ₆ H ₄	CO ₂ Et	90
4-NO ₂ C ₆ H ₄	CO ₂ Et	75
C ₆ H ₅	CO ₂ ^t Bu	86
2-ClC ₆ H ₄	CO ₂ ^t Bu	55
3-ClC ₆ H ₄	CO ₂ ^t Bu	60
3-FC ₆ H ₄	CO ₂ ^t Bu	63
3-NO ₂ C ₆ H ₄	CO ₂ ^t Bu	54
4-BtC ₆ H ₄	CO ₂ ^t Bu	62
4-NO ₂ C ₆ H ₄	CO ₂ ^t Bu	63
C ₆ H ₅	CN	73
4-MeC ₆ H ₄	CN	48
3-ClC ₆ H ₄	CN	37
4-ClC ₆ H ₄	CN	55
4-BrC ₆ H ₄	CN	57

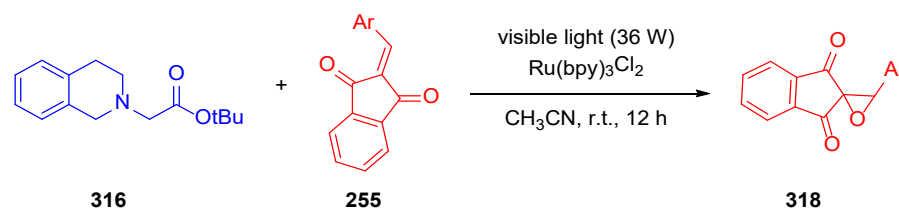
^a yield of the isolated product.

Such a difference of products (**317** or **318**) can be explained due to the two plausible mechanisms proposed by the authors and that are depicted in Scheme 83 where an azomethine ylide is produced due to the photoredox catalyst. If the double bond of 2-arylideneindane-1,3-dione **255** is electronically depleted due to the electron withdrawing group and the ester group is not too big in terms of size, the azomethine can react with 2-arylideneindane-1,3-dione **255** via a cycloaddition reaction. Conversely, if the double bond is electronically enriched by electron-donating groups and the ester group is bulky (for instance with *tert*-butyl groups), then only the epoxidation reaction will occur.



Scheme 83. The two plausible mechanisms supporting the cycloaddition reaction or the epoxidation reaction. Reproduced with permission from Ref. [270].

This difference of reactivity can be advantageously used to produce various 3'-arylspiro[indene-2,2'-oxirane]-1,3-diones **318** (see Table 17 and Scheme 84).



Scheme 84. Synthesis of **318**.

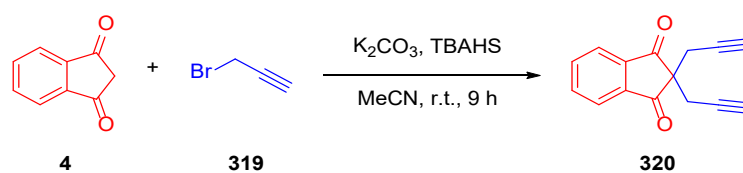
Table 17. Reaction yields obtained during the synthesis of various 3'-arylspiro[indene-2,2'-oxirane]-1,3-diones **318**.

Ar.	Yield (%) ^a
4-MeC ₆ H ₄	70
3-OMeC ₆ H ₄	68
2-ClC ₆ H ₄	92
2-BrC ₆ H ₄	81
3-FC ₆ H ₄	73
3-ClC ₆ H ₄	89
4-ClC ₆ H ₄	56
4-BrC ₆ H ₄	72

^a yield of the isolated product.

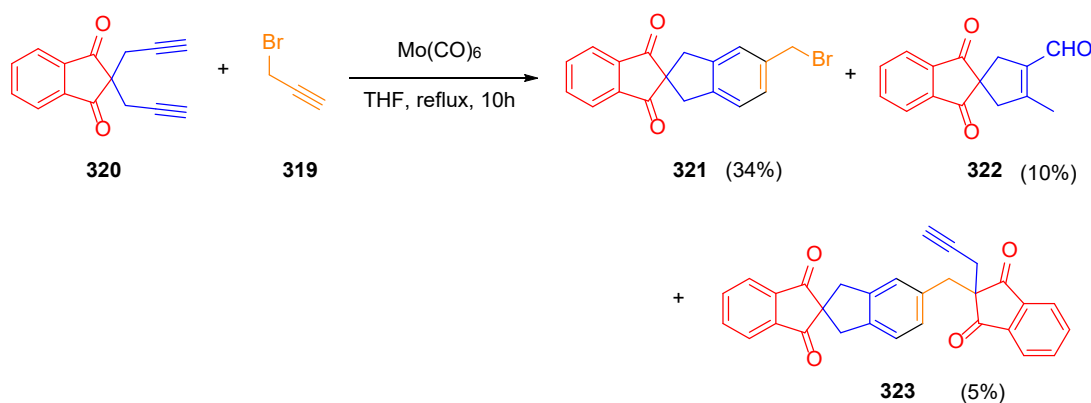
[3+2] Cycloaddition is not the only possible cycloaddition capable of produce spiroindanediones. The [2+2+2] cycloaddition is a smart and inventive procedure to construct aromatic rings, or heterocycles. These reactions are often metal-catalyzed [271]. 2,2-Di-2-propynyl-1,3-indandione **320** can be synthesized from indane-1,3-dione **4** and propargyl

bromide **319** (see Scheme 85), and the resulting adduct **320** is a common substrate used in numerous cycloaddition reactions.



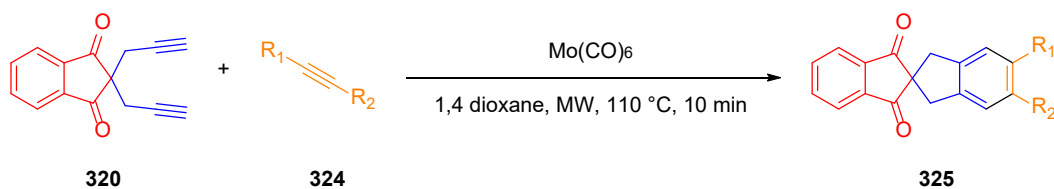
Scheme 85. Synthetic route to **320**.

Using Molybdenum hexacarbonyl, it is also possible to realize cyclotrimerization. By reaction of 2,2-di-2-propynyl-1,3-indanedione **320** with propargyl bromide **319** upon catalysis with $Mo(CO)_6$, a complex mixture of products was obtained, showing the strong reactivity of the alkyne [272]. If the desired product **321** was obtained in 34% yield, the self-dimerized product **323** was also produced as well as another side-product **322** whose origin was determined due to the elucidation of the mechanism (see Scheme 86).



Scheme 86. Cyclotrimerization reaction of **319** and **320**.

After further investigations, conventional heating was replaced by microwaves heating, giving a better selectivity for the product, and at the same time, use of acetonitrile as the solvent could increase the reaction yield. The scope of application of the reaction was also studied, and various spiroindanediones **325** were obtained by [2+2+2] cycloadditions of **320** and **324** (see Table 18 and Scheme 87).



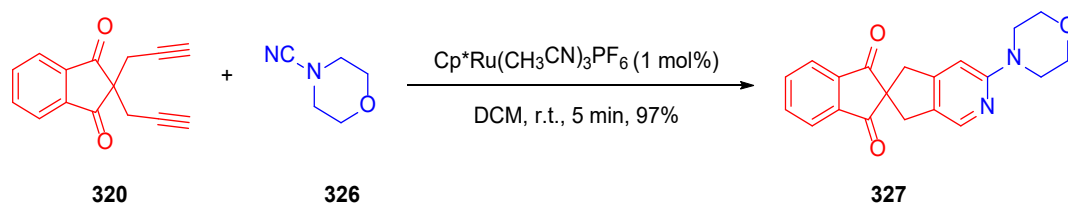
Scheme 87. Synthesis of **325**.

Table 18. Reaction yields obtained during the synthesis of spiroindanediones **325**.

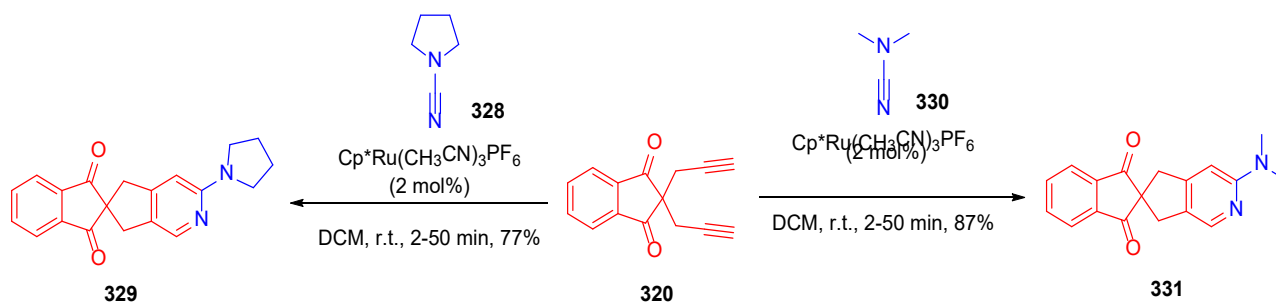
R_1	R_2	Yield (%) ^a
CH ₂ Br	CH ₂ Br	72
CH ₂ Cl	H	80
CH ₂ Cl	CH ₂ Cl	79

^a yield after purification by column chromatography.

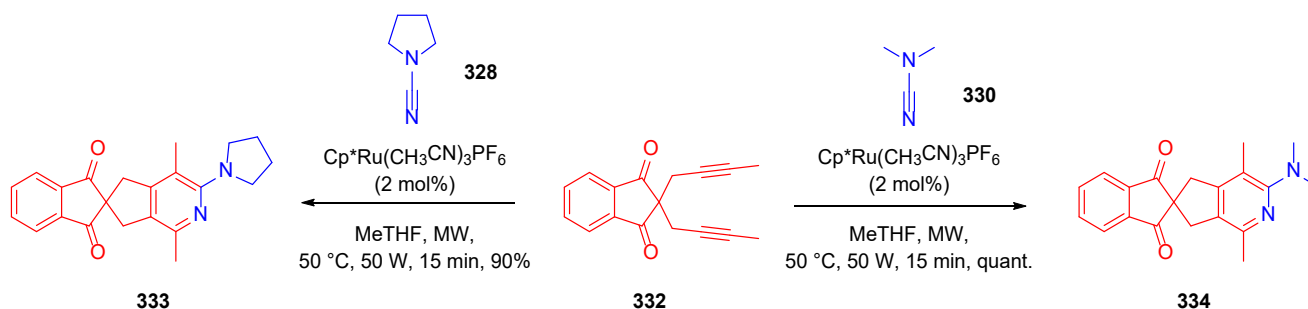
The team of Ratovelomanana-Vidal and coworkers used another metal, namely ruthenium, to catalyze [2+2]cycloadditions, enabling to form pyridines [273–277]. Notably, ruthenium complexes were used to undergo a cycloaddition reaction of 2,2-di-2-propynyl-1,3-indanedione **320** with cyanamide **326** (see Scheme 88). This reaction could give the expected spiro-compound **327** in 97% yield within 5 min [277]. A similar procedure could be used for another cyanamide, i.e., pyrrolidine-1-carbonitrile **328** (see Scheme 89), and the reaction conditions could be greatly improved while using microwave irradiation (see Scheme 90). Using these improved conditions, all compounds (**333** and **334**) could be obtained in high to almost quantitative yields [274,276].



Scheme 88. Synthetic route to **327**.

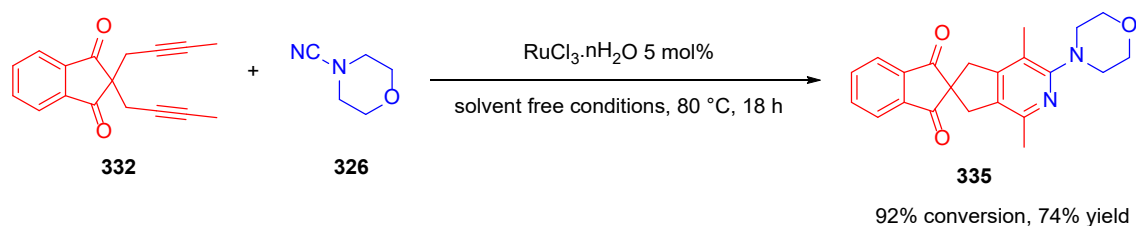


Scheme 89. Synthetic route to **329** and **331**.



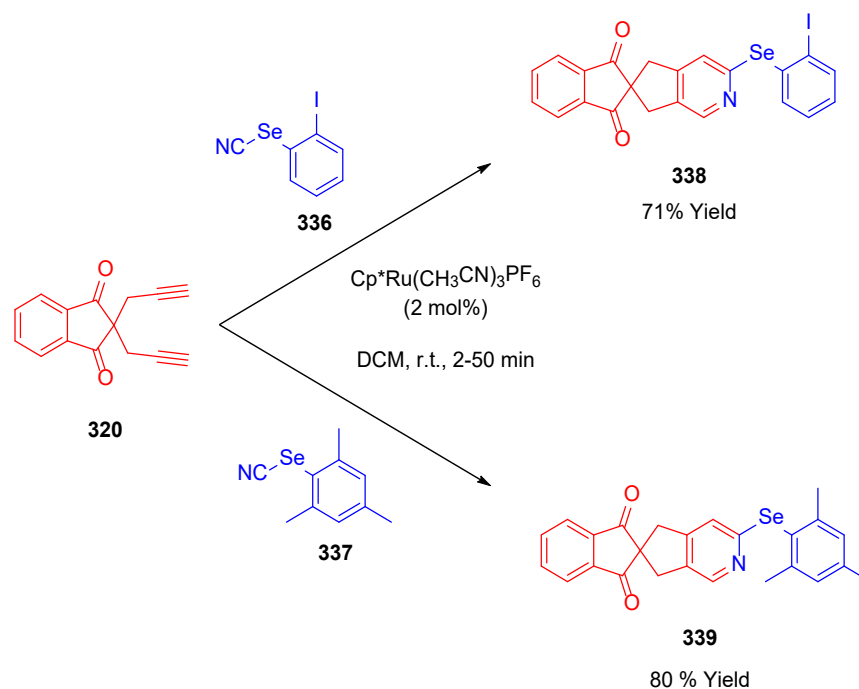
Scheme 90. Synthetic route to **329** and **334**.

The procedure described before used $\text{Cp}^*\text{Ru}(\text{CH}_3\text{CN})_3\text{PF}_6$ as the catalyst. However, another procedure was also proposed using RuCl_3 as a more accessible catalyst and allowing the formation of the spiro compound **335** using a cheaper synthetic approach (see Scheme 91).[275]



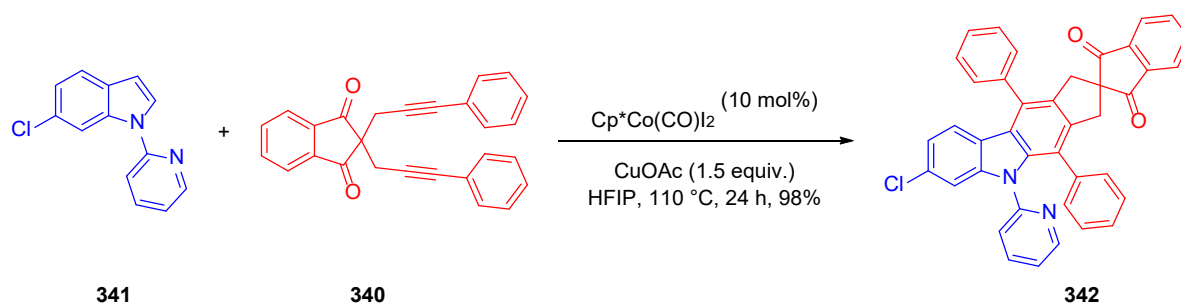
Scheme 91. Synthesis of **335**.

Selenocyanates such as **336** and **337** could also be used as reactants with 2,2-di-2-propynyl-1,3-indandione **320** to form the spiro compounds **338** and **339** according to the procedure shown in Scheme 92 [273].

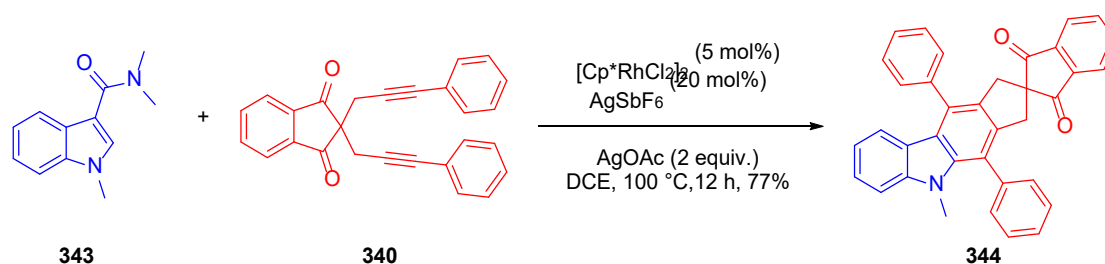


Scheme 92. Synthesis of compounds **338** and **339**.

Other metals were also employed as exemplified with cobalt, which can be used to catalyze the [2+2+2] cycloaddition of 2,2-di-2-propynyl-1,3-indandione **340** with a methyl indole derivative, namely **341** (see Scheme 93) [278]. Rhodium catalysis is also interesting, and in this case, an amide group can act as a directing group to ensure the cycloaddition and allow for the synthesis of polycyclic molecules bearing indanedione moieties such as **344** (see Scheme 94) [279].

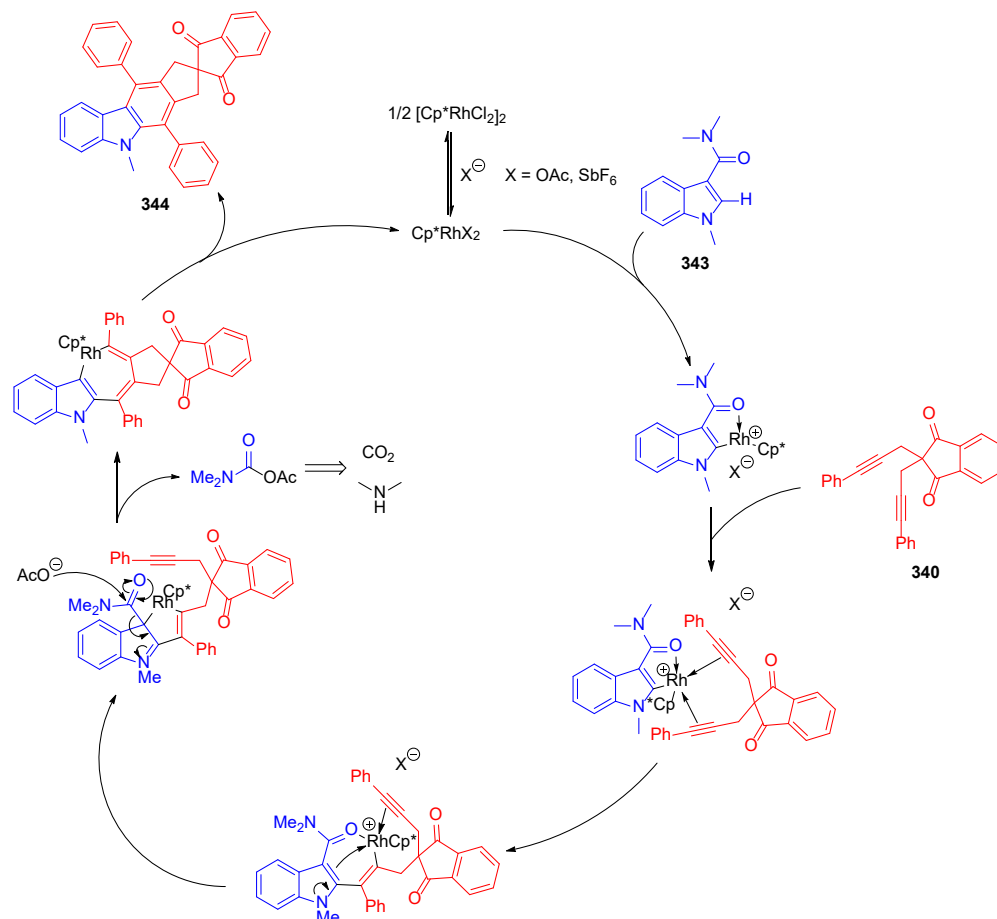


Scheme 93. Cobalt-catalyzed cycloaddition reactions.



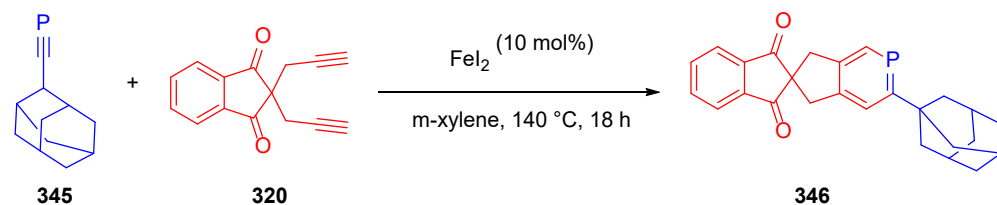
Scheme 94. Rhodium-catalyzed cycloaddition reactions.

The mechanisms involved in these two types of catalyzed cycloaddition reactions are similar. The C-H activation allows for the formation of a carbon-metal bond with the indole compound, and after coordination of the diyne, a migratory insertion of the two alkynes gave a metallocycle, which furnished the product after reductive elimination (see Scheme 95).



Scheme 95. Mechanism involved in the Co and Rh-catalyzed cyclization reaction.

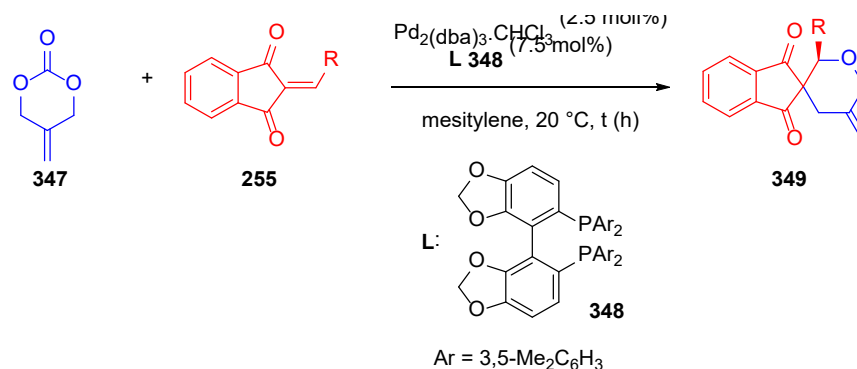
Phosphabenzene is a heterocycle containing one phosphorous atom in the cycle, and such heterocycles are only poorly described in the literature. The synthesis of these molecules involves multi-step reactions, cycloadditions and reversible cycloadditions sequences [280], with dangerous silylated compounds, constituting a major impediment for their developments [281]. To address this issue, iron was notably used to perform the synthesis of phosphabenzene **346** in safe conditions, involving in one reaction, a diyne **320**, a phosphalkyne **345** and iron diiodide in xylene (see Scheme 96) [282].



Scheme 96. Synthetic route to **346**.

However, spiro-indanedione can also be obtained by other cycloaddition reactions that are also metal-catalyzed. For example, by starting from a cyclic carbonate **347** and by

using the same procedure of that reported by Guo, various derivatives of **349** could be prepared [261]. Cyclic carbonate **347** can react with various 2-arylidene-indane-1,3-dione **255** in palladium-catalyzed cycloadditions and give six-membered spiro compounds **349** (see Table 19 and Scheme 97).



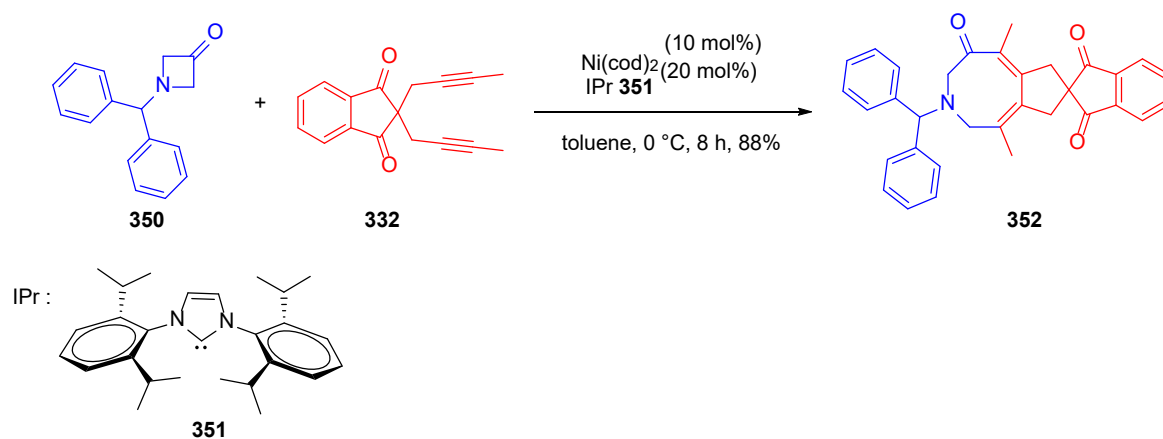
Scheme 97. Synthesis of **349**.

Table 19. Reaction yields obtained during cycloaddition reactions of 2-arylidene-indane-1,3-dione **255** and cyclic carbonate **347**.

R	t (h)	Yield (%) ^a	ee (%) ^b
C ₆ H ₅	12	87	97
2-FC ₆ H ₄	14	99	98
3-FC ₆ H ₄	48	62	97
4-FC ₆ H ₄	10	94	97
2-ClC ₆ H ₄	5	62	98
3-ClC ₆ H ₄	36	94	98
4-ClC ₆ H ₄	24	99	98
2,4-Cl ₂ C ₆ H ₃	4	90	98
2-MeC ₆ H ₄	5	99	98
3-MeC ₆ H ₄	12	99	96
4-MeC ₆ H ₄	12	83	95
4-EtC ₆ H ₄	12	64	97
2-MeOC ₆ H ₄	11	99	97
3-MeOC ₆ H ₄	14	99	99
4-MeOC ₆ H ₄	14	99	94
1-C ₁₀ H ₆	20	99	99
2-C ₄ H ₃ S	24	n.r.	-

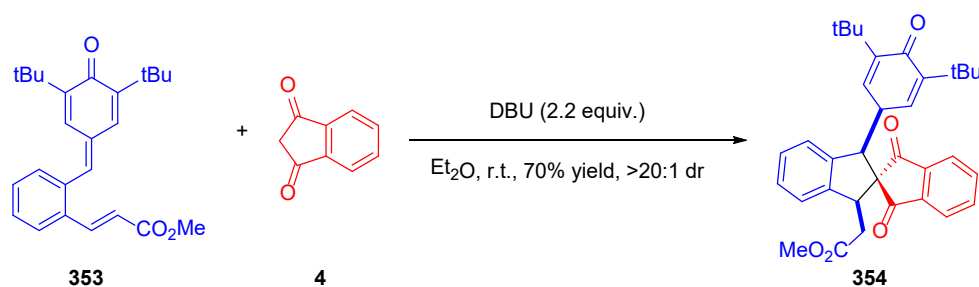
n.r., no reaction; ^a yield of isolated product; ^b determined by HPLC analysis using a chiral stationary phase.

Nickel can catalyze the formation of spiro compounds containing an eight-membered ring cycle [283]. Due to the association of nickel with a NHC ligand **351**, such spiro cyclization of 2,2-di-2-butyn-1-yl-1*H*-indene-1,3(2*H*)-dione **332** and 1-benzhydrylazetid-3-one **350** could be achieved in toluene after 8 h at 0 °C, furnishing **352** in 88% yield (see Scheme 98).

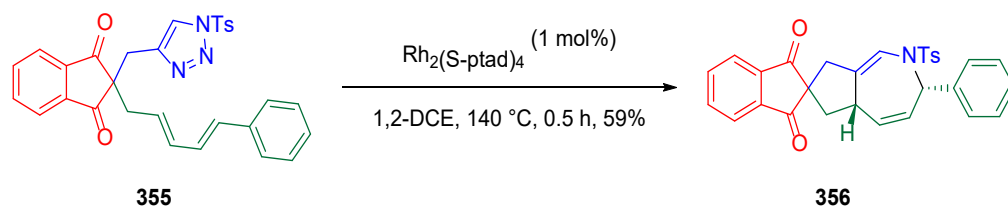


Scheme 98. Ni-catalyzed cycloaddition reaction furnishing **352**.

A base-catalyzed [4+1] cycloaddition was also described in the literature, enabling the synthesis of spiroindanes **354** bearing a *para*-phenol moiety (see Scheme 99) [260]. Rhodium was also used in metal-catalyzed intramolecular [4+3] cycloadditions of dienylnitrazoles **355** to give the spiro-indanedione compound **356** (see Scheme 100).

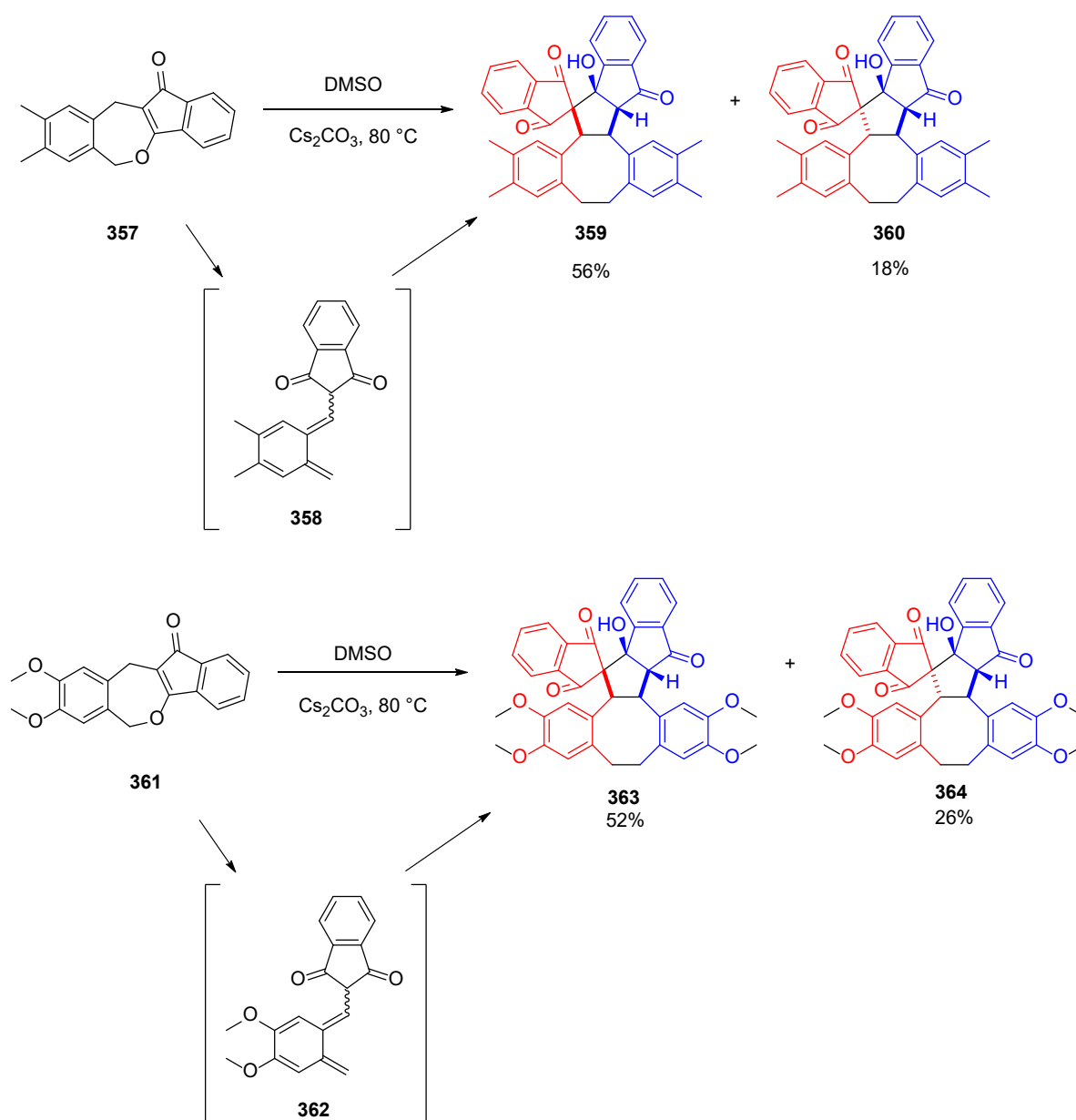


Scheme 99. Base-catalyzed [4+1] cycloaddition.



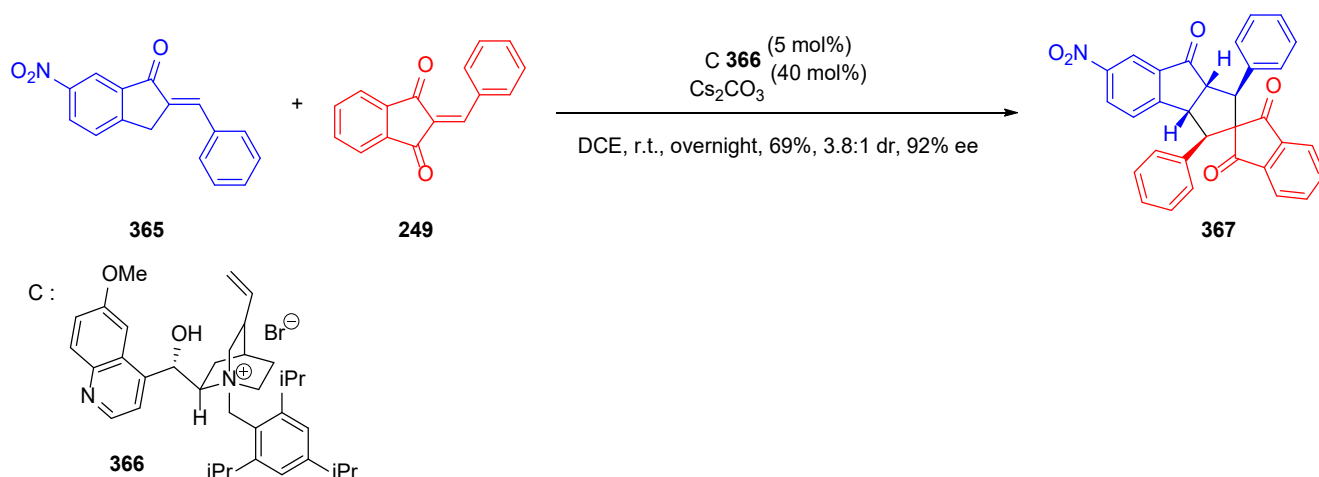
Scheme 100. Rh-catalyzed cycloaddition reactions.

o-Quinodimethanes (*o*-QDM) can be used to generate various compounds containing spiroindanediones moieties. Such molecules were obtained through a [4+4] cycloaddition, producing dibenzocyclooctadiene structures (see Scheme 101) [284]. Starting from indanone containing benzo[*c*]oxepines such as compounds **357** and **361**, and by heating in a polar solvent, it was possible to create in situ *o*-QDM **358** and **362**, producing after [4+4] cycloaddition the different spiroindanediones **359**, **360**, **363** and **364**.



Scheme 101. [4+4] Cycloaddition of indanone containing benzo[c]oxepines providing dibenzocyclooctadiene derivatives **359**, **360**, **363** and **364**.

Asymmetric cross [10+2] cycloadditions were also successfully achieved by opposing electron-deficient alkenes such as **365** and 2-arylidene-indane-1,3-dione **249** by phase transfer catalysis [285]. Such reactions can furnish spirofused polycyclic structures such as **367** as shown in Scheme 102.



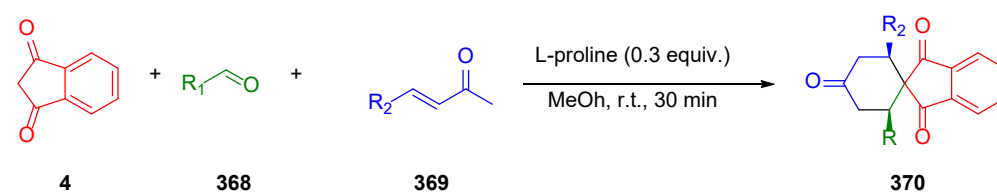
Scheme 102. Examples of asymmetric cross [10+2] cycloadditions producing **367** starting from **365** and **249**.

To conclude, cycloaddition reactions can lead to a large variety of spiro-indanediones, even if [3+2] and [2+2+2] cycloadditions are the two privileged routes to synthesize spiro-indanedione moieties. Other cycloaddition reactions can give promising results as shown in this paragraph.

3.10.2. Synthesis of Spiro-indane-1,3-diones by Domino Reaction

Domino reactions are defined as chemical processes where the final product comes from a sequence of reactions. The product of a first reaction becomes the reactant of another one. In contrast to a one-pot procedure or a multi-component procedure, the reaction conditions cannot be changed after the beginning of the reaction, and no additional compounds can be introduced in the reaction mixture.

One of the first examples of domino reaction described in the literature concerned the synthesis of spiro-compounds **378** by means of a domino Knoevenagel/Diels–Alder/Epimerization sequence [286]. This domino reaction was performed at room temperature in methanol for four days (see Table 20 and Scheme 103).



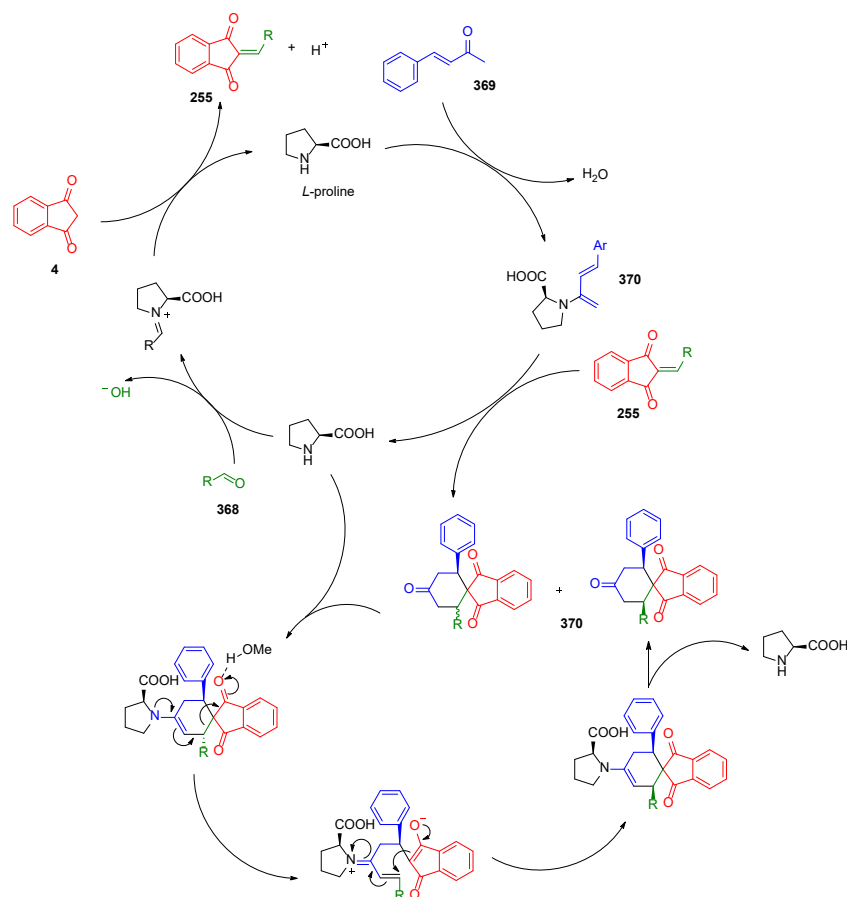
Scheme 103. Synthesis of **370**.

Table 20. Examples of a domino Knoevenagel/Diels–Alder/Epimerization sequence.

R_1	R_2	Yield (%)	dr <i>cis:trans</i>
C_6H_5	4- $\text{NO}_2\text{C}_6\text{H}_4$	97	$\geq 99:1$
C_6H_5	4- MeOC_6H_4	71	6:1
C_6H_5	4- HOC_6H_4	≥ 99	$\geq 99:1$
C_6H_5	4- ClC_6H_4	≥ 99	$\geq 99:1$
C_6H_5	2- $\text{NO}_2\text{C}_6\text{H}_4$	80	$\geq 99:1$
C_6H_5	4- CNC_6H_4	≥ 99	$\geq 99:1$
C_6H_5	4- $\text{CO}_2\text{MeC}_6\text{H}_4$	≥ 99	$\geq 99:1$
C_6H_5	C_{10}H_7	≥ 99	$\geq 99:1$
C_6H_5	$\text{C}_4\text{H}_3\text{O}$	≥ 99	10:1

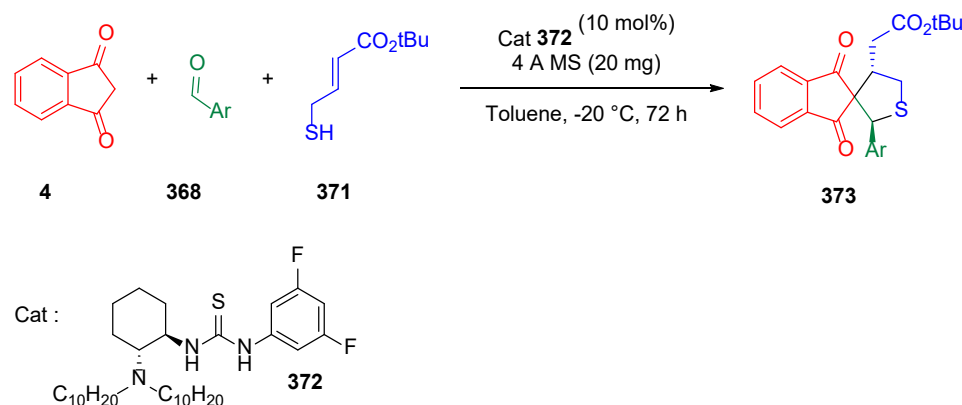
C ₆ H ₅	C ₄ H ₃ S	57	13:1
C ₆ H ₅	C ₄ H ₄ N	30	≥99:1
C ₆ H ₅	C ₂ H ₂ C ₆ H ₅	74	≥99:1
C ₆ H ₅	C ₆ H ₅	93	≥99:1
C ₁₀ H ₇	C ₁₀ H ₇	95	≥99:1
C ₄ H ₃ S	C ₄ H ₃ S	93	≥99:1
C ₄ H ₃ O	C ₄ H ₃ O	60	≥99:1
4-MeOC ₆ H ₄	4-MeOC ₆ H ₄	95	≥99:1
C ₇ H ₅ O ₂	C ₇ H ₅ O ₂	98	≥99:1
4-Me ₂ NC ₆ H ₄	4-Me ₂ NC ₆ H ₄	90	≥99:1
4-HOC ₆ H ₄	4-HOC ₆ H ₄	95	≥99:1
4-ClC ₆ H ₄	4-ClC ₆ H ₄	98	≥99:1
4-NO ₂ C ₆ H ₄	4-NO ₂ C ₆ H ₄	98	≥99:1
4-CNC ₆ H ₄	4-CNC ₆ H ₄	85	≥99:1
4-CO ₂ MeC ₆ H ₄	4-CO ₂ MeC ₆ H ₄	83	≥99:1

The mechanism supporting the chemical structure of the final products was suggesting as proceeding according to the following steps (see Scheme 104): First, the amine, i.e., L-proline, catalyzes the classical Knoevenagel condensation between **4** and **368**, providing **255**. In a second step, L-proline reacts with the Michael acceptor **369**, generating the diene **370**. Then, the diene **370** can react with the dienophile **255**, regenerating the amine. Finally, by epimerization still in the presence of L-proline, the final product **370** can be obtained.



Scheme 104. Mechanism of domino Knoevenagel/Diels–Alder/Epimerization sequence providing **370**.

This strategy was notably applied to the construction of chiral spiro[indane-1,3-dione-tetrahydrothiophenes] **373**. For this reaction, a tertiary amine-thiourea organocatalyst **372** was used, enabling a sulfa Michael/Michael sequence to occur [287]. By mixing indane-1,3-dione **4**, an aldehyde **368** and a thiol, the aforementioned organocatalyst **372** and molecular sieves in toluene at $-20\text{ }^{\circ}\text{C}$, spiro-compounds could be obtained. The scope of application of this reaction was examined with various aromatic groups (see Table 21 and Scheme 105).



Scheme 105. Synthesis of **373**.

Table 21. Domino reaction involving a sulfa Michael/Michael sequence.

Ar	Yield (%) ^b	ee (%) ^c	dr cis:trans
C ₆ H ₅	86	99	94.8:5.2
4-FC ₆ H ₄	81	99	95.3:4.7
4-MeOC ₆ H ₄	80	98	95.6:4.4
3-BrC ₆ H ₄	78	97	91.6:8.4
3-NO ₂ C ₆ H ₄ ^a	85	91	84.4:15.6
3-MeC ₆ H ₄	83	98	95.0:5.0
2-C ₄ H ₉ O	78	97	92.1:7.9

^a The reaction time was 48 h; ^b yield of a mixture of two isolated isomers; ^c determined by HPLC analysis on a chiral stationary phase; ee of the major diastereoisomer.

X-ray structure of one of the substrates could be obtained and enabled to determine how the organocatalyst was interacting with the substrate and could promote the reaction at the Si face of the substrate (see Figure 2).

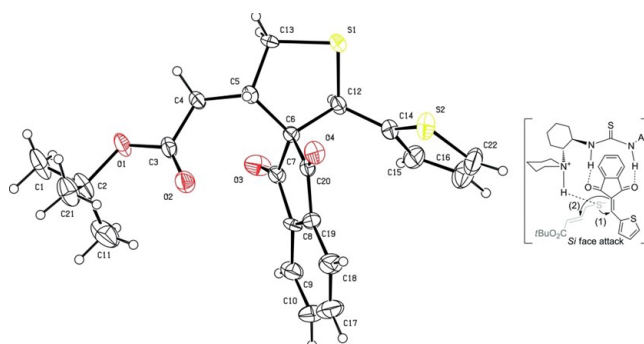
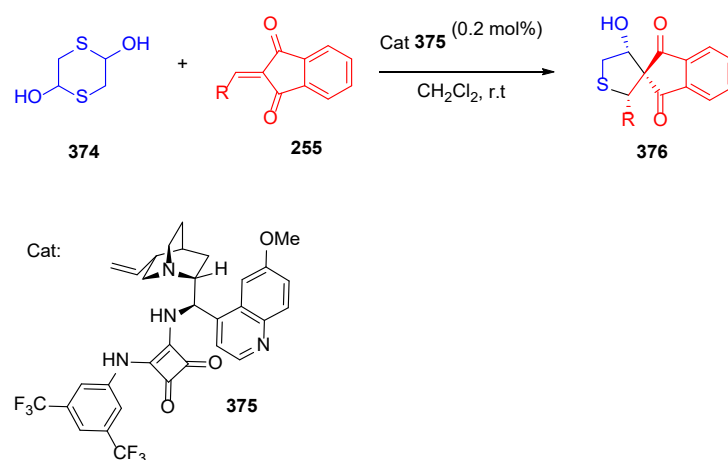


Figure 2. Crystal structure of a product used to determine the reaction mechanism. Reproduced with permission of Duan et al. [287].

More recently, the scope of application has been expanded to the synthesis of spiro tetrahydrothiophene-indan-1,3-diones **376** starting from 1,4-dithiane-2,5-diol **374**. The

reaction was performed at room temperature in dichloromethane [288]. The scope of application of this reaction was studied, as shown in Table 22 and Scheme 106.



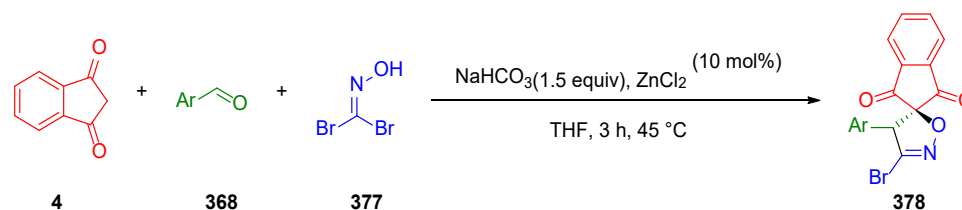
Scheme 106. Synthesis of 376.

Table 22. Reaction yields determined during the synthesis of spiro tetrahydrothiophene-indan-1,3-diones 376 starting from 1,4-dithiane-2,5-diol 374.

R	Time (h)	Yield (%) ^a	dr <i>cis:trans</i> ^b	ee ^c
C ₆ H ₅	3	96	9:1	68
C ₁₀ H ₇	3	93	8:1	65
4-NO ₂ C ₆ H ₄	2	99	7.5:1	56
4-FC ₆ H ₄	1	96	9:1	66
4-BrC ₆ H ₄	5	97	1.3:1	68
2-ClC ₆ H ₄	2	93	1.5:1	72
4-MeC ₆ H ₄	2.5	98	9:1	71
3-MeOC ₆ H ₄	3	88	9:1	60
3,4-(OCH ₂ O)C ₆ H ₃	4.5	96	9:1	74
3-C ₄ H ₃ S	24	98	9:1	72

^a Yield of isolated product after column chromatography; ^b diastereoisomeric ratio (*cis* to *trans*) was determined by HPLC of the acylated product; ^c enantiomeric excess of the major diastereoisomer was determined by chiral HPLC analysis of the acylated product.

Lewis acids were also used to synthesize spiro compounds by domino reactions, and the combination of a Knoevenagel condensation and a 1,3-dipolar cycloaddition was notably examined. ZnCl₂ was used as the Lewis acid-based catalyst and bromonitrile oxide 377 as the main reactant. Starting from indane-1,3-dione 4, aromatic aldehydes 368 and dibromonitrile oxide 377 in basic conditions in THF at 45 °C, spiro-compounds comprising an isoxazole moiety 378 could be obtained (see Table 23 and Scheme 107) [289].



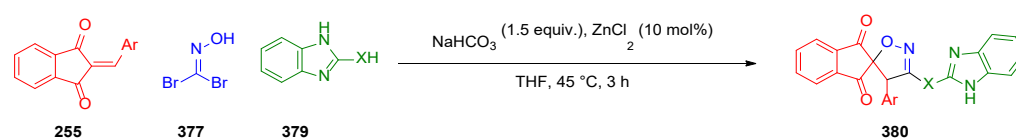
Scheme 107. Synthesis of 378.

Table 23. Domino reactions involving a Knoevenagel condensation/1,3 dipolar cycloaddition sequence.

Ar	Yield (%) ^a	rr ^b
4-MeC ₆ H ₄	78	≥95:5
4-MeOC ₆ H ₄	83	≥95:5
2-C ₁₀ H ₇	74	≥95:5
4-ClC ₆ H ₄	79	≥95:5
4-BrC ₆ H ₄	80	≥95:5

^a Isolated yield; ^b determined by ¹H NMR analysis of the crude reaction mixture.

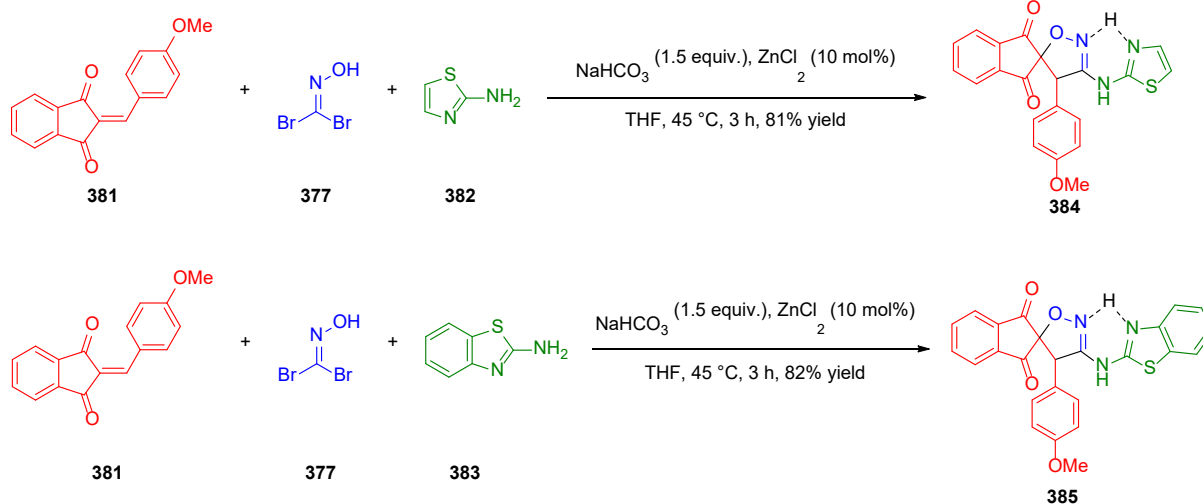
The same procedure was also applied to the synthesis of spiro-compounds **380** by replacing the former aromatic aldehyde **368** with benzoimidazoles **379** (see Table 24 and Scheme 108), thiazole **382** or benzothiazole **383** (see Scheme 109). These two reactions can lead to interesting compounds since the two families of products (**380**, **384** and **385**) were tested as ligands for coupling reactions.



Scheme 108. Synthesis of **380**.

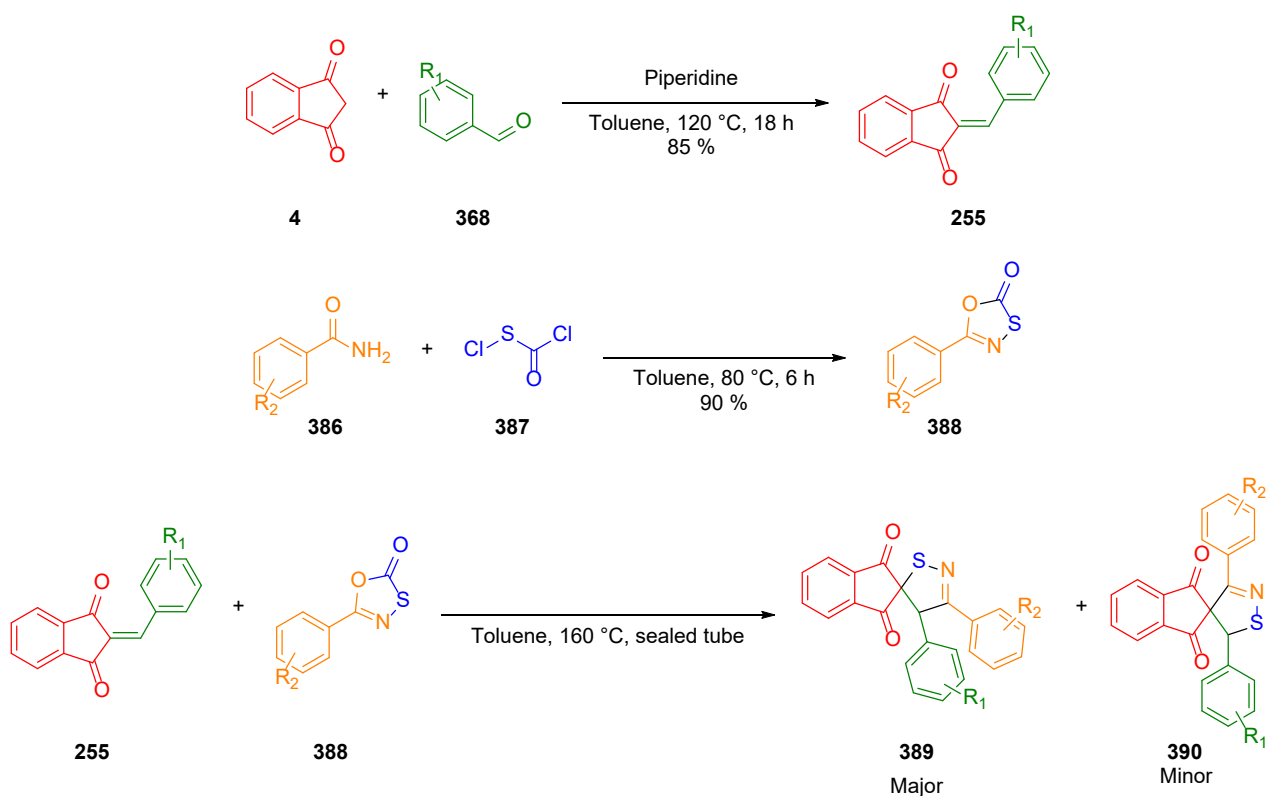
Table 24. Domino reactions carried out with benzoimidazoles **379**.

Ar	X	Yield (%)
4-BrC ₆ H ₄	NH	78
4-MeOC ₆ H ₄	NH	80
4-ClC ₆ H ₄	S	76
4-MeOC ₆ H ₄	S	85

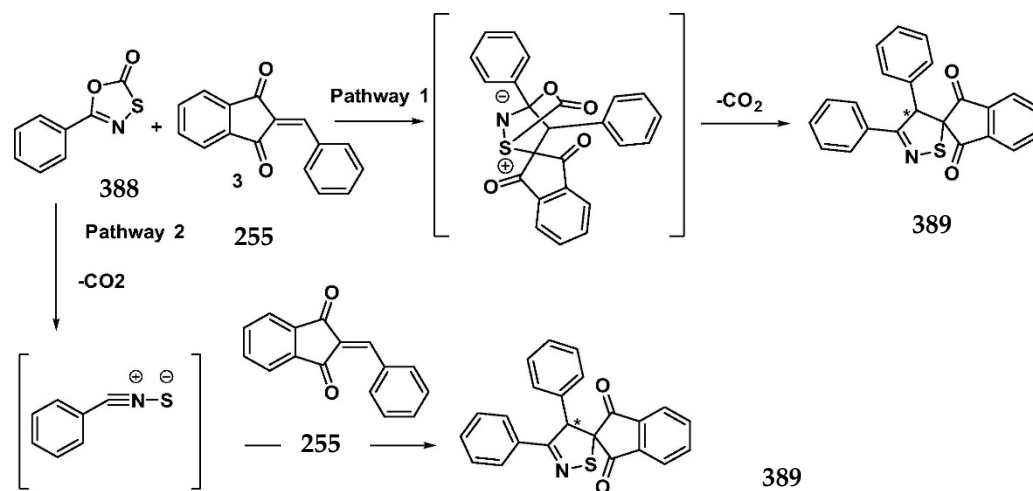


Scheme 109. Domino reactions carried out with (benzo)thiazoles **382** and **383**.

Other domino reactions involved a Michael addition followed by a 1,3-dipolar cycloaddition of 2-arylidene-1,3-indanediones **255** and 5-aryl-1,3,4-oxathiazol-2-ones **388** in toluene (see Scheme 110) [290]. A mechanism involving the formation of a benzonitrile sulfide intermediate was proposed by the authors (see Scheme 111).



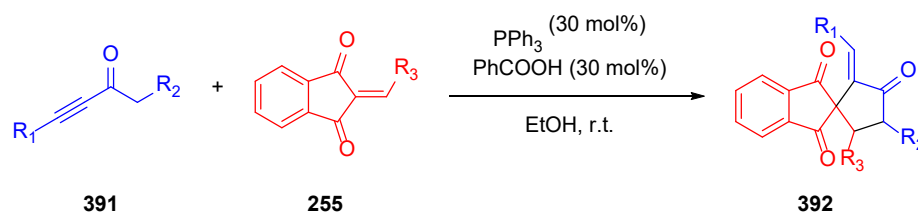
Scheme 110. Domno reactions involving a Michael addition followed by a 1,3 dipolar cycloaddition of 2-arylidene-1,3-indanediones **255** and 5-aryl-1,3,4-oxathiazol-2-ones **388**.



Scheme 111. Mechanism supporting the formation of the previous compound **395**. Reproduced with permission from Ref. [290].

Phosphine can also act as an initiator for the synthesis of spiro compounds containing cyclopentanones [291]. In this aim, 2-arylidene-indane-1,3-diones **255** and ynone **391** were mixed in EtOH. The reaction was studied for different ynone **391** and 2-arylidene-indane-1,3-diones **255** (see Table 25 and Scheme 112). Since 2-arylidene-indane-1,3-diones **255** can be synthesized by a Knoevenagel reaction, a tentative of one-pot procedure involving indane-1,3-dione **4**, an aromatic aldehyde **393** and an ynone **394** revealed that the one-pot procedure was possible and that the separated synthesis of 2-arylidene-indane-1,3-diones **255** was not necessary (see Scheme 113). Moreover, a mechanism was proposed, where the phosphine binds to the alkyne **394** in first step, creating a α,β -unsaturated ketone **396**. Then, the phosphorous will stabilize the oxygen, allowing for the

formation of a carbanion in the methyl in α -position of the ketone (**397**), and the resulting conjugated system **397** can react with 2-arylidene-indane-1,3-diones **255**. The carbanion **398** formed during the addition is stabilized by the two ketones of indane-1,3-dione and can undergo an addition at the C3-position of the α,β unsaturated ketone, generating a cyclopentanedione **399**. The phosphine is then regenerated, providing the product **395** (see Scheme 114).

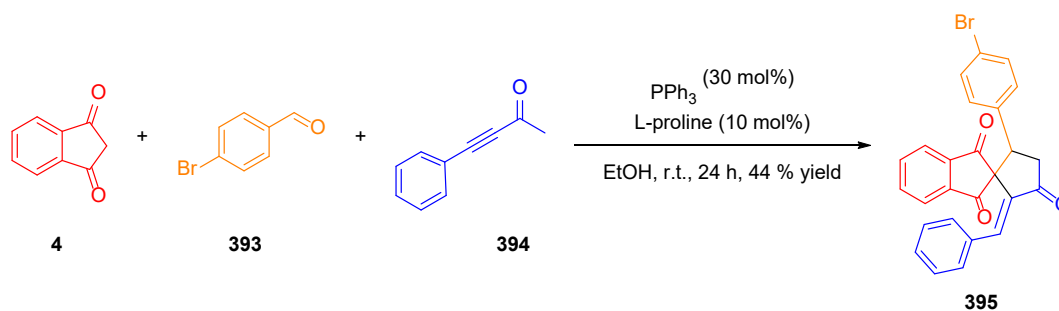


Scheme 112. Synthesis of **392**.

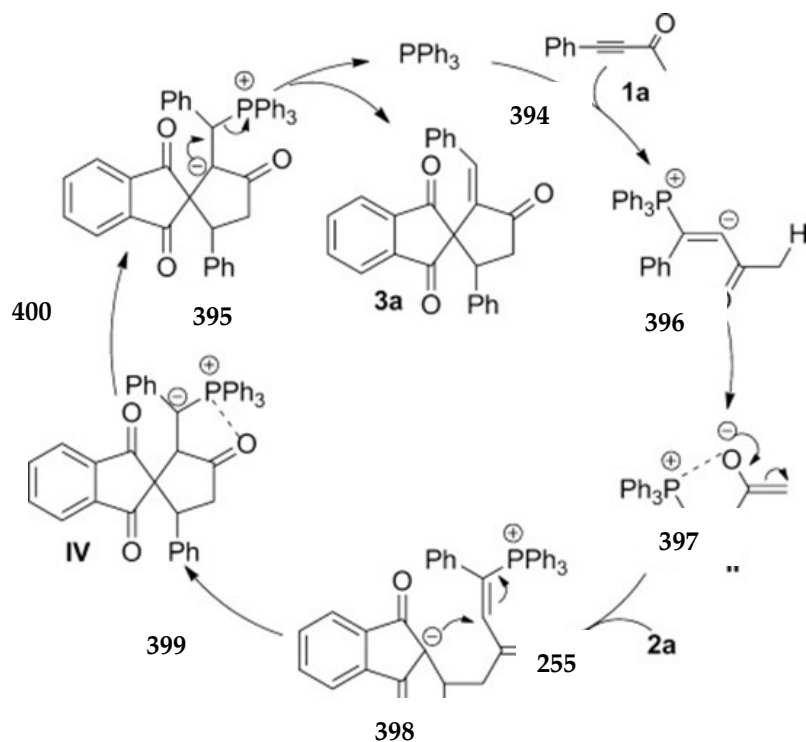
Table 25. Reaction yields obtained during domino reaction of ynones **391** and 2-arylidene-indane-1,3-diones **255**.

R ₁	R ₂	R ₃	t (h)	Yield (%) ^a
C ₆ H ₅	H	C ₆ H ₅	15	90
C ₆ H ₅	H	2-BrC ₆ H ₄	10	93
C ₆ H ₅	H	3-BrC ₆ H ₄	10	96
C ₆ H ₅	H	4-BrC ₆ H ₄	10	90
C ₆ H ₅	H	2-MeC ₆ H ₄	10	91
C ₆ H ₅	H	3-MeC ₆ H ₄	10	95
C ₆ H ₅	H	4-MeC ₆ H ₄	10	94
C ₆ H ₅	H	4-ClC ₆ H ₄	12	88
C ₆ H ₅	H	4-FC ₆ H ₄	12	87
C ₆ H ₅	H	4-MeOC ₆ H ₄	3	90 ^b
C ₆ H ₅	H	4-NO ₂ C ₆ H ₄	24	73
C ₆ H ₅	H	2,4-Cl ₂ C ₆ H ₃	12	62
C ₆ H ₅	H	2-C ₄ H ₃ O	48	87
C ₆ H ₅	H	2-C ₄ H ₃ S	53	84
C ₆ H ₅	H	1-C ₁₀ H ₇	20	96
C ₆ H ₅	H	C ₂ H ₄ C ₆ H ₄	35	89
C ₆ H ₅	Me	4-BrC ₆ H ₄	18	95
C ₆ H ₅	Di-Me	4-BrC ₆ H ₄	18	97
4-FC ₆ H ₄	H	4-BrC ₆ H ₄	21	83
4-MeC ₆ H ₄	Me	4-BrC ₆ H ₄	21	84
n-Bu	H	4-BrC ₆ H ₄	22	NR

^a Isolated yields; ^b the reaction was carried out at 70 °C with a 2:1 ratio for ynone:indane-1,3-dione.

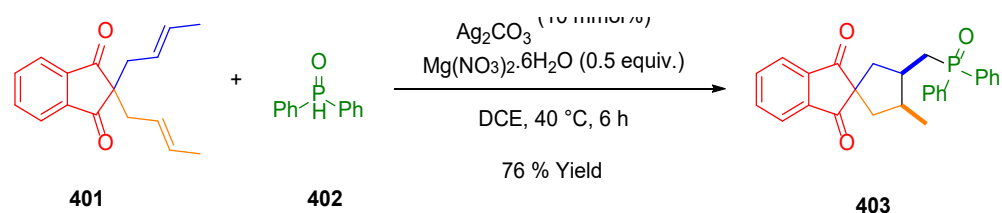


Scheme 113. Synthetic route to **395**.

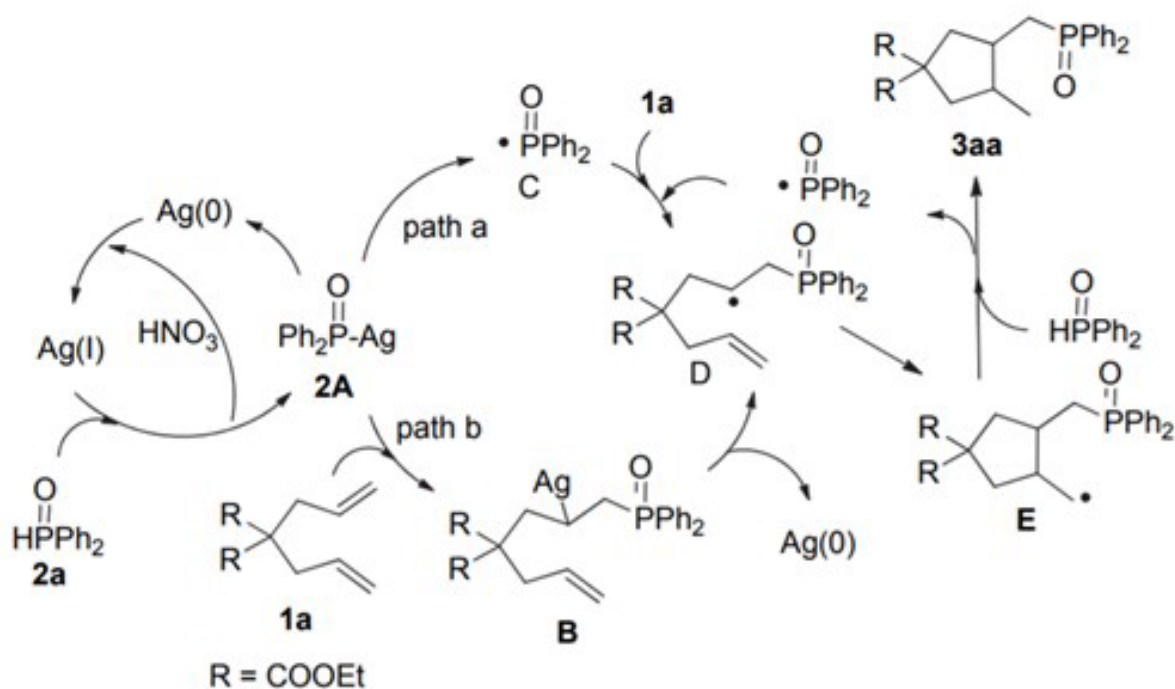


Scheme 114. Mechanism of the domino reaction between ynone **397** and 2-arylidene-indane-1,3-diones **255**. Reproduced with permission from Ref. [291].

Silver can be used as a catalyst in association with diphenylphosphine oxide **402** and a magnesium salt as an additive to synthesize spiro-compounds **403** [292]. The mechanism of reaction involves the formation of a radical that can undergo a cyclisation process (see Scheme 115). Such a reaction was used to synthesize spiro-compounds with indane-1,3-dione (see Scheme 116).

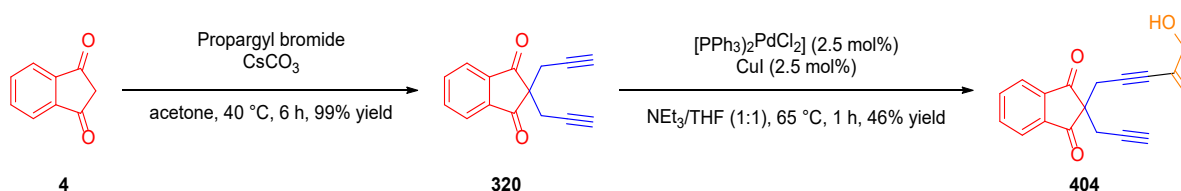


Scheme 115. Synthesis of spiro-compounds **403** by domino reaction involving a silver-based catalyst.



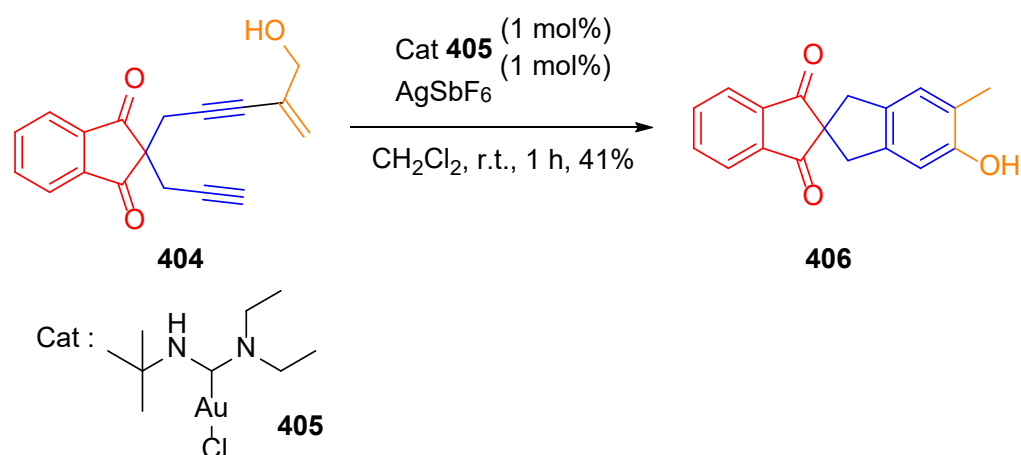
Scheme 116. Mechanism of the domino reaction involving a silver-based catalyst. Reproduced with permission from Ref. [292].

Gold was also used as a catalyst for domino reactions. Starting from indane-1,3-dione **4**, a double propargylation of indane-1,3-dione produced **320**, which was converted as **404** by the mono functionalization of one of the two propargyl groups by a Sonogashira reaction. Compound **404** was later used for the gold-catalyzed enediyne cyclization (see Scheme 117).



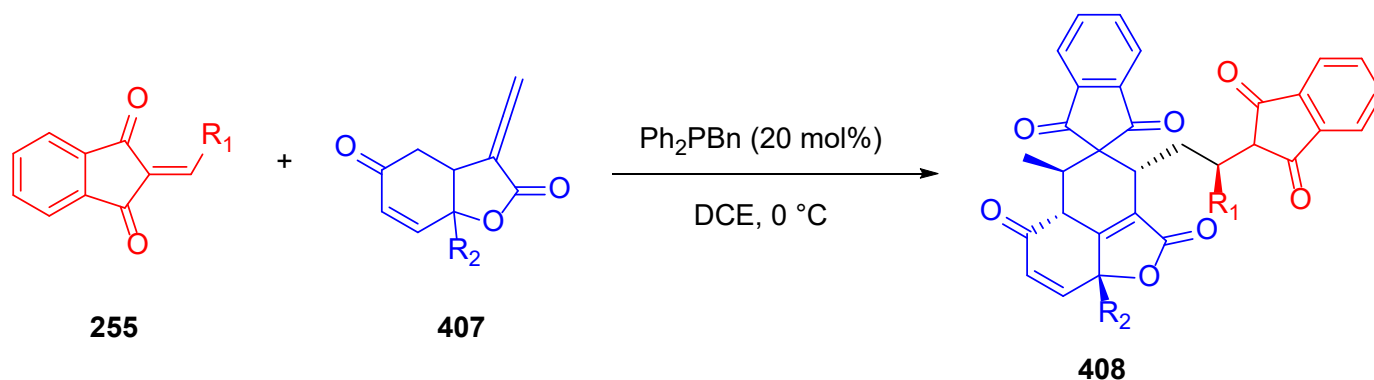
Scheme 117. Synthetic access to **404**.

Then, a domino intramolecular cyclization could be carried out with **404** leading to 5'-hydroxy-6'-methyl-1',3'-dihydro-2,2'-spirobi[indene]-1,3-dione **406** using **405** as the catalyst (see Scheme 118).



Scheme 118. Synthesis of 5'-hydroxy-6'-methyl-1',3'-dihydro-2,2'-spirobi[indene]-1,3-dione **406**.

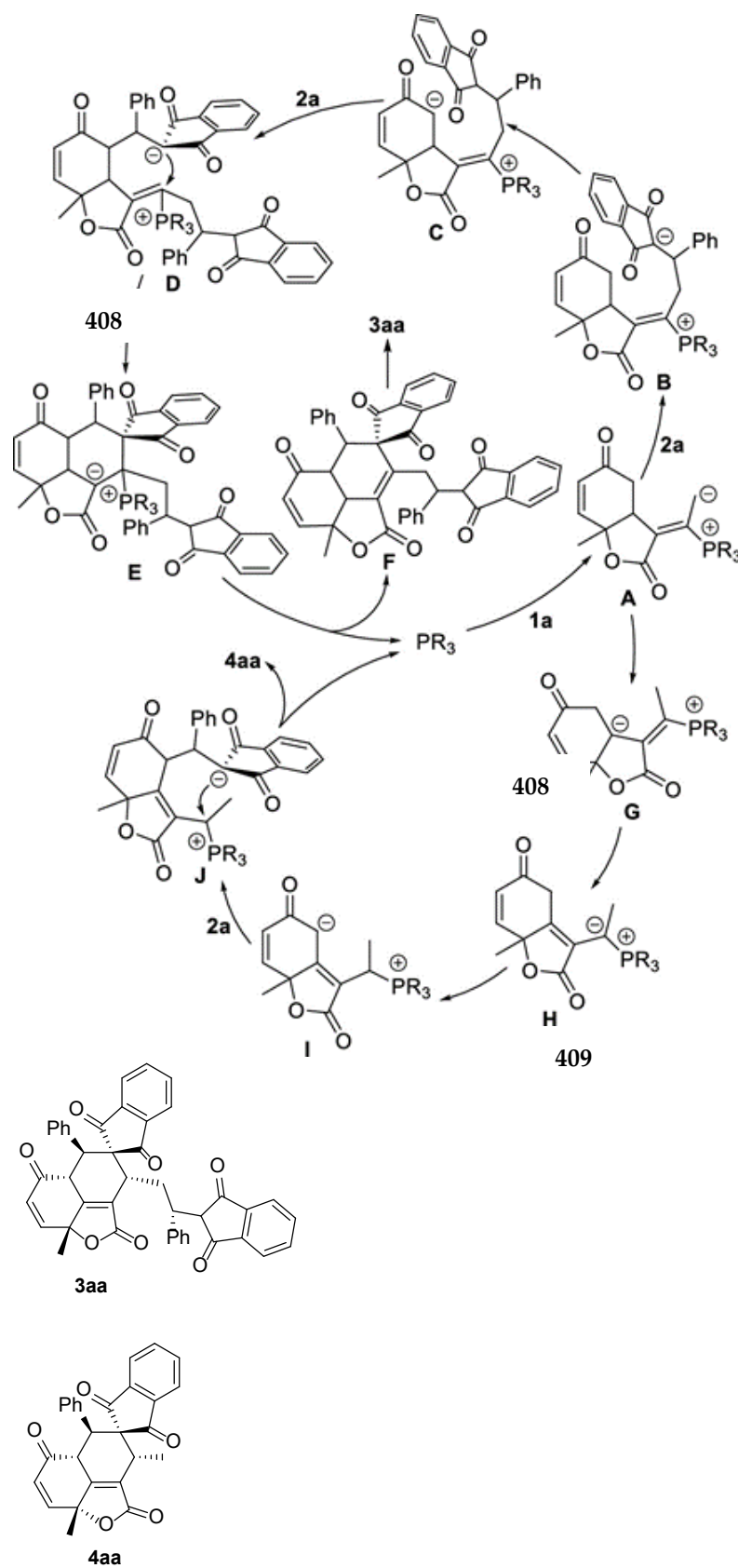
In 2020, a cascade Michael addition/cycloaddition reaction between 2-arylidene-indane-1,3-dione **255** and allenates **407** was reported [293]. Various spiro-derivatives **408** could be obtained by this domino reaction, the overall reaction being catalyzed by a phosphine (see Table 26 and Scheme 119). The mechanism is the combination of a Michael addition of activated allenates (A) on 2-arylidene-indane-1,3-diones **255**. After a proton migration, a second 2-arylidene-indane-1,3-dione is attacked, forming (D). Then, by an intramolecular cycloaddition, (E) is formed, and by regeneration of the phosphine catalyst, the final product (**408**) can be obtained. This reaction also led to the by-product **409** coming from the [4+2] cycloaddition of the activated allenates to the arylidene indanedi-one, furnishing 4aa (see Scheme 120).



Scheme 119. Synthesis of **408**.

Table 26. Spiro compounds **408** obtained by cascade Michael addition/cycloaddition reactions between 2-arylidene-indane-1,3-diones **255** and allenates **407**.

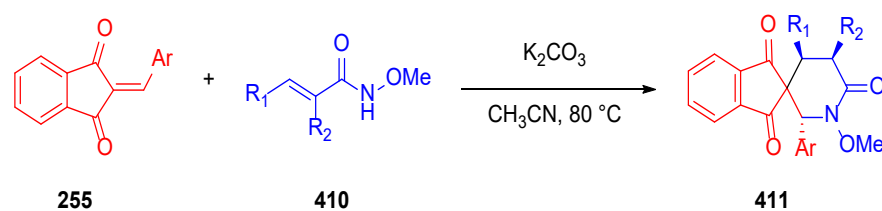
R ₁	R ₂	R ₃	t (h)	Yield (%)
C ₆ H ₅	H	C ₆ H ₅	15	90
C ₆ H ₅	H	2-BrC ₆ H ₄	10	93
C ₆ H ₅	H	3-BrC ₆ H ₄	10	96
C ₆ H ₅	H	4-BrC ₆ H ₄	10	90
C ₆ H ₅	H	2-MeC ₆ H ₄	10	91
C ₆ H ₅	H	3-MeC ₆ H ₄	10	95
C ₆ H ₅	H	4-MeC ₆ H ₄	10	94
C ₆ H ₅	H	4-ClC ₆ H ₄	12	88
C ₆ H ₅	H	4-FC ₆ H ₄	12	87
C ₆ H ₅	H	4-MeOC ₆ H ₄	3	90 ^b
C ₆ H ₅	H	4-NO ₂ C ₆ H ₄	24	73
C ₆ H ₅	H	2,4-Cl ₂ C ₆ H ₃	12	62
C ₆ H ₅	H	2-C ₄ H ₃ O	48	87
C ₆ H ₅	H	2-C ₄ H ₃ S	53	84
C ₆ H ₅	H	1-C ₁₀ H ₇	20	96
C ₆ H ₅	H	C ₂ H ₄ C ₆ H ₄	35	89
C ₆ H ₅	Me	4-BrC ₆ H ₄	18	95
C ₆ H ₅	Di-Me	4-BrC ₆ H ₄	18	97
4-FC ₆ H ₄	H	4-BrC ₆ H ₄	21	83
4-MeC ₆ H ₄	Me	4-BrC ₆ H ₄	21	84
n-Bu	H	4-BrC ₆ H ₄	22	NR



Scheme 120. Mechanism of the cascade Michael addition/cycloaddition reaction between 2-arylidene-indane-1,3-diones **255** and allenates **407**. Reproduced with permission from Ref. [293].

A domino process was also reported with 2-arylidene-indane-1,3-diones **255** and *N*-alkoxyacrylamides **410** in the presence of a base and allowing for the formation of spiro-

compounds **411** bearing an indane-1,3-dione moiety and a lactam group [294]. In this process, twenty different derivatives were obtained (see Table 27 and Scheme 121).



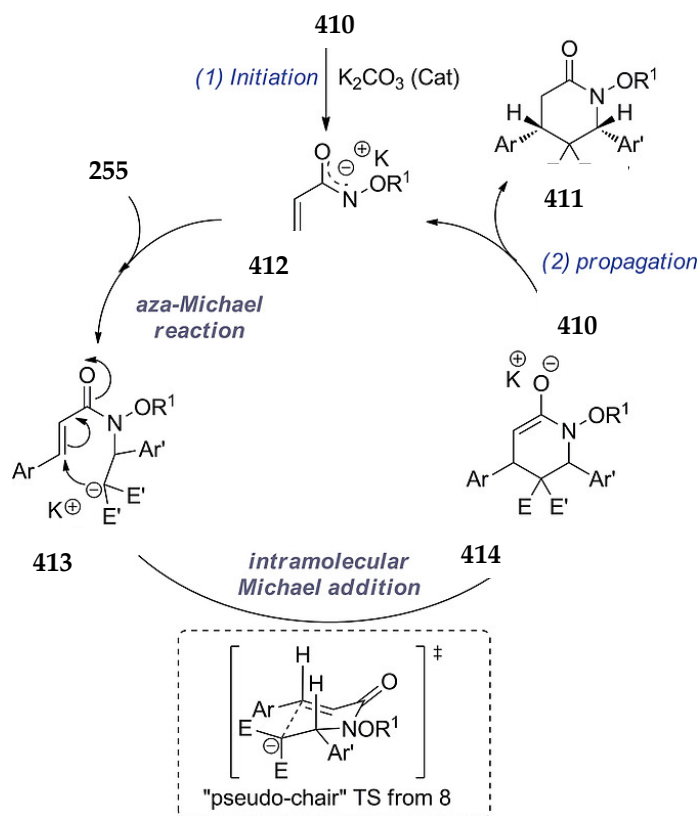
Scheme 121. Synthesis of **411**.

Table 27. Domino reaction between 2-arylidene-indane-1,3-diones **255** and *N*-alkoxyacrylamides **410** in the presence of a base.

Ar	R ₁	R ₂	Yield %	dr
C ₆ H ₅	C ₆ H ₅	H	85	4:1
C ₆ H ₅	4-FC ₆ H ₄	H	81	4:1
C ₆ H ₅	4-OMeC ₆ H ₄	H	69	4:1
C ₆ H ₅	4-NO ₂ C ₆ H ₄	H	51	4:1
4-OMeC ₆ H ₄	C ₆ H ₅	H	60	4:1
4-OMeC ₆ H ₄	4-FC ₆ H ₄	H	48	4:1
4-OMeC ₆ H ₄	4-OMeC ₆ H ₄	H	51	4:1
4-OMeC ₆ H ₄	4-NO ₂ C ₆ H ₄	H	40	4:1
C ₆ H ₅	Me	H	72	3:2
4-OMeC ₆ H ₄	Me	H	60	3:2
C ₆ H ₅	H	Me	60 ^a	- ^b
C ₆ H ₅	Me	Me	69	-

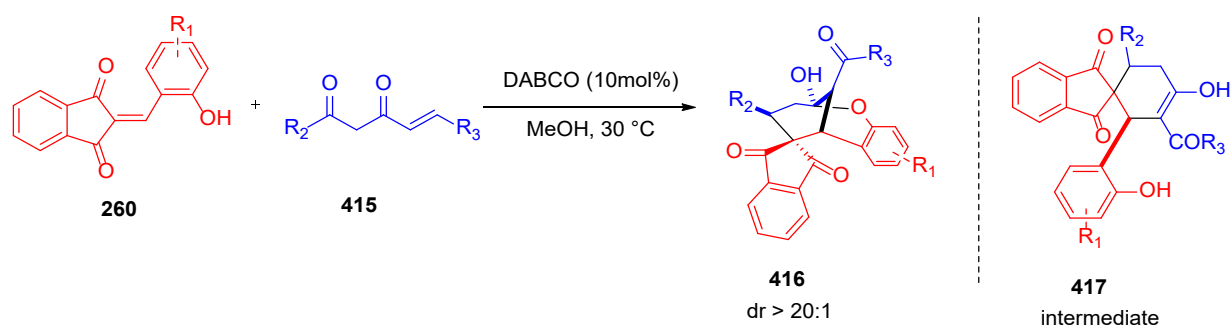
^a The reaction was carried at 60 °C; ^b only one diastereoisomer was observed by ¹H NMR.

A mechanism was tentatively proposed by the authors, where the base activates first *N*-alkoxyacrylamide **410**, and the resulting anion **412** can thus react with 2-arylidene-indane-1,3-dione **255** in an aza-Michael reaction followed by an intramolecular Michael addition, forming a spiro compound **414** containing an enol. By reaction of this enol **414** with another *N*-alkoxyacrylamide **410**, the final product **411** can be obtained (see Scheme 122).



Scheme 122. Mechanism of the domino reaction between 2-arylidene-indane-1,3-diones **255** and *N*-alkoxyacrylamides **410** in the presence of a base. Reproduced with permission from Ref. [294].

In order to achieve the synthesis of more complex molecules that can exhibit biological properties, a cascade double Michael addition/acetalization proved to be an interesting approach to synthesize complex spiro indane-1,3-dione derivatives **416** and **417**. The reaction between a 2-hydroxyarylidene-indane-1,3-dione **260** and hexenedione derivatives **415** could lead to various spiro compounds **416** and **417**, when the reaction was catalyzed by DABCO (see Table 28 and scheme 123) [295]. A mechanism was notably proposed: firstly, the enolate of the dione **415** is formed by deprotonation of the amine (see Scheme 124). Then, the enolate can proceed to the nucleophilic attack onto the Michael acceptor, i.e., 2-arylideneindane-1,3-dione **260** (see Scheme 124). Then, the enone part of the hexenedione **261** can act as a second Michael acceptor. The indane-1,3-dione anion can also attack the Michael acceptor. An acetalization reaction can occur when the deprotonated hydroxyl group of indane-1,3-dione attacks the enolisable ketone, and after protonation, DABCO is regenerated, and the product **416** is formed (see Scheme 124).

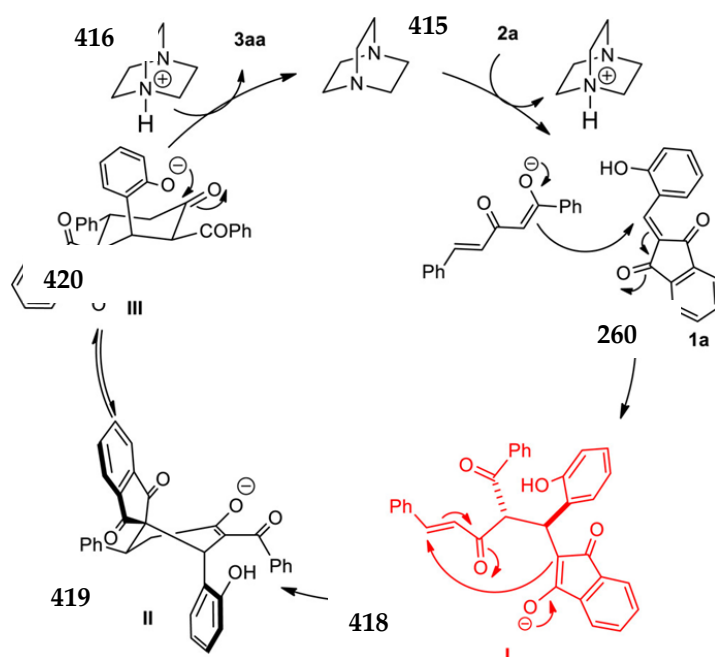


Scheme 123. Synthesis of **417**.

Table 28. Reaction yields obtained during the cascade double Michael addition/acetalization reactions.

R ₁ ^a	R ₂	R ₃	Time (h)	Yield % ^b
-	C ₆ H ₅	C ₆ H ₅	24	82
5-OH	C ₆ H ₅	C ₆ H ₅	24	82
5-OMe	C ₆ H ₅	C ₆ H ₅	36	77
4-OMe	C ₆ H ₅	C ₆ H ₅	27	83
5-Br	C ₆ H ₅	C ₆ H ₅	24	82
-	4-OMeC ₆ H ₄	C ₆ H ₅	75.5	72
-	4-BrC ₆ H ₄	C ₆ H ₅	96	72
-	4-ClC ₆ H ₄	C ₆ H ₅	24.5	67
-	3-ClC ₆ H ₄	C ₆ H ₅	24	72
-	2-ClC ₆ H ₄	C ₆ H ₅	24	72
-	C ₆ H ₅	4-BrC ₆ H ₄	24.5	76 ^c
-	C ₆ H ₅	3-BrC ₆ H ₄	24.5	76
-	C ₆ H ₅	4-ClC ₆ H ₄	27	82
-	C ₆ H ₅	3-ClC ₆ H ₄	24.5	73
-	C ₆ H ₅	2-ClC ₆ H ₄	24.5	77 ^c
-	C ₆ H ₅	4-OMeC ₆ H ₄	48	84
-	C ₆ H ₅	C ₄ H ₃ S	24	71
-	C ₆ H ₅	C ₃ H ₇	24	58 ^c

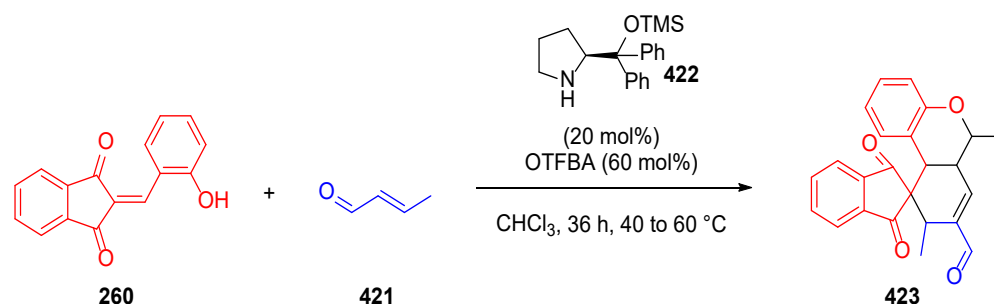
^a If nothing, there is 2-OHC₆H₄; ^b isolated yield; ^c in this case, only the intermediate was obtained in this yield.



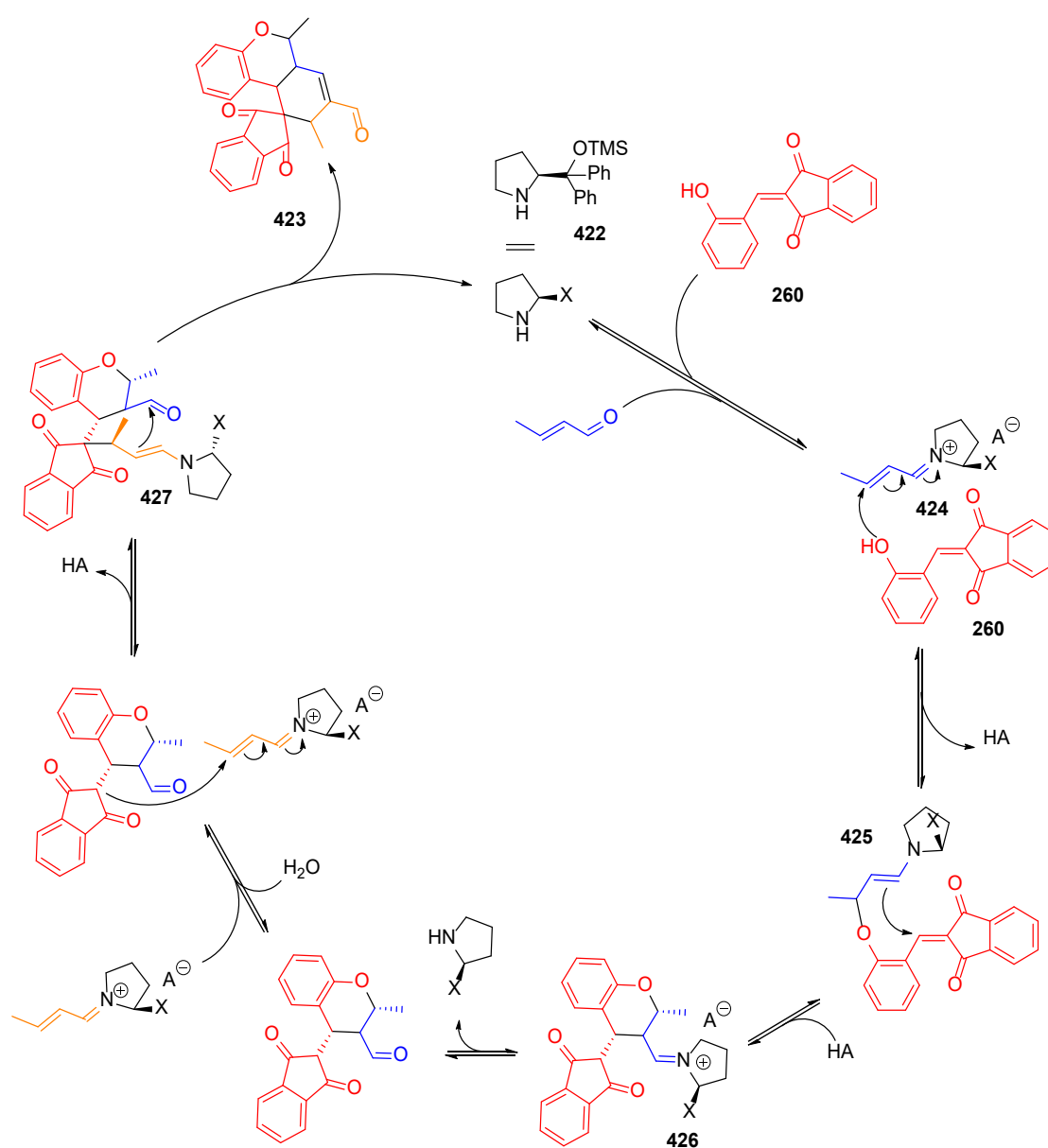
Scheme 124. Mechanism involved in the cascade double Michael addition/acetalization reactions. Reproduced with permission from Ref. [295].

A quadruple cascade reaction was also reported to create complex molecules starting from 2-arylidene-indane-1,3-diones **260** and conjugated enals **421**. An iminium–enamine–iminium–enamine sequential activation followed by an oxo-Michael addition showed that it was possible to synthesize complex molecules bearing indanedione moieties (see Scheme 125) [296]. The mechanism proposed by the authors was the following one: after condensation of proline on the α,β -unsaturated aldehyde, the resulting iminium **424** could

be attacked on its Re face by the alcohol of 2-arylidene-indane-1,3-dione. This oxo-Michael reaction forms an enamine **425** that can react via an intramolecular Michael addition, giving a nucleophilic iminium **426** capable of reacting with another equivalent of α,β -unsaturated aldehyde. The enamine **427** thus obtained can react in an intramolecular condensation, giving the final product **423** and releasing the catalyst (see Scheme 126).



Scheme 125. Product **423** obtained in a quadruple cascade reaction.

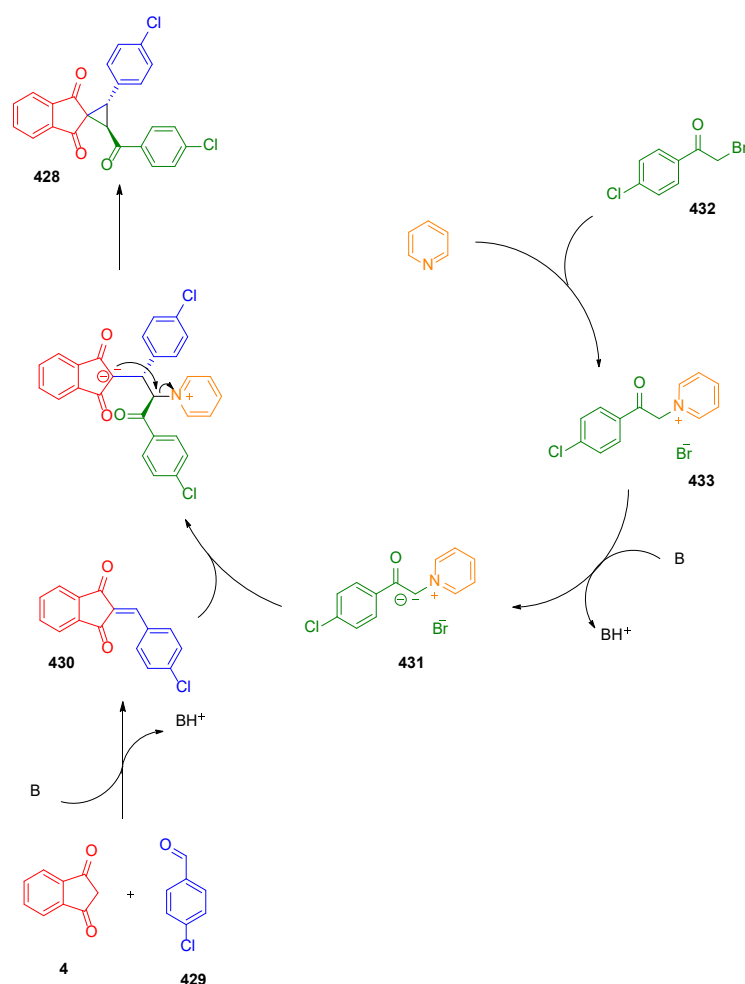


Scheme 126. Mechanism involved in the quadruple cascade reaction.

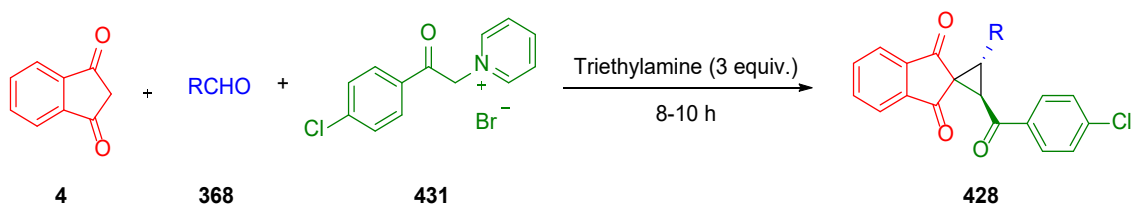
3.10.3. Synthesis of Spiroindane-1,3-diones by MCR

Multicomponent reaction (MCR) is a process where more than two chemical reagents react together to form one product. Such processes are interesting, since they reduce the number of steps to form the final product, facilitate in the purification of the product by avoiding the presence of side-products and, enable the perfect control of the stereoisomeric parameters at the same time.

With regard to the interest of MRC, numerous spiro-indane-1,3-diones **428** were prepared with this procedure. By use of pyridine as the base, spiro-indane-1,3-diones **428** could be easily synthesized starting from indane-1,3-dione **4**, an aromatic aldehyde **429** and a pyridinium ylide **431** [297]. The pyridinium ylide **431** could be synthesized from an aromatic ketone **432** and pyridine, furnishing in a first way the pyridinium salt **433**. Then, this pyridinium salt **433** can be converted as a pyridinium ylide **431** due to a base. Parallel to this, indane-1,3-dione **4** can react with the aromatic aldehyde **429** in a Knoevenagel condensation, furnishing 2-arylidene-indane-1,3-dione **430**. Then, the pyridinium ylide **431** can add on the 2-arylidene-indane-1,3-dione adduct **430**, furnishing in turn **428** (see Scheme 127). Due to this procedure, various aldehydes were tested, and moderate to good yields were obtained during the screening of the different aldehydes (see Table 29 and Scheme 128).



Scheme 127. Mechanism involved in the synthesis of spiro-indane-1,3-diones **428**.



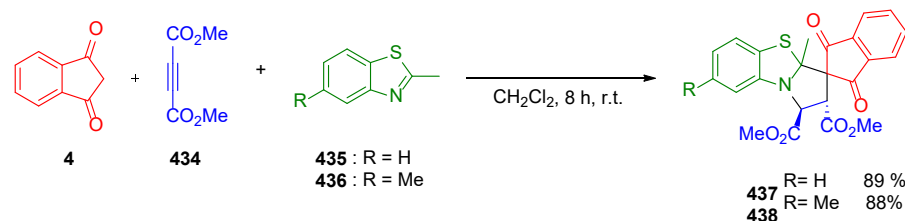
Scheme 128. Synthesis of 428.

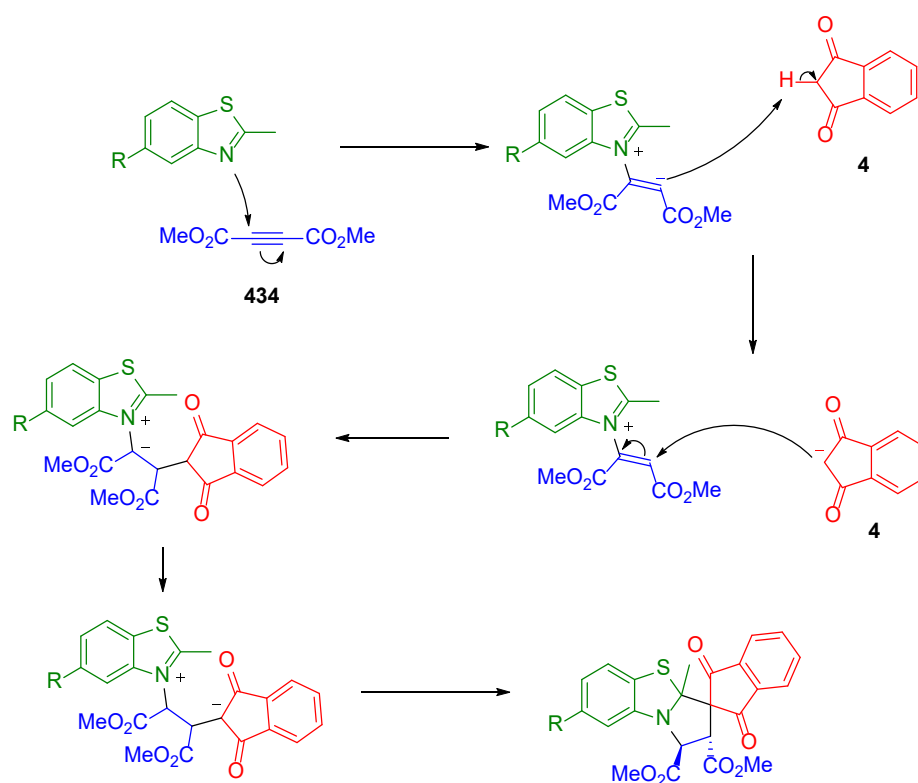
Table 29. Reaction yields obtained during the synthesis of spiro-indane-1,3-diones 428.

R	t (h)	Yield (%) ^a
C ₆ H ₅	10	67
2-ClC ₆ H ₄	10	69
4-ClC ₆ H ₄	8	72
4-FC ₆ H ₄	9	64
3-NO ₂ C ₆ H ₄	10	62
4-MeC ₆ H ₄	10	52
4-MeOC ₆ H ₄	9	62
3,5-(MeO) ₂ C ₆ H ₃	9	58
2-HOC ₆ H ₄	10	63
4-HOC ₆ H ₄	9	55
2-HO-3-MeOC ₆ H ₄	8	57
3-MeO-4-HOC ₆ H ₄	8	60
4-NMe ₂ C ₆ H ₄	10	52

^a Isolated yield.

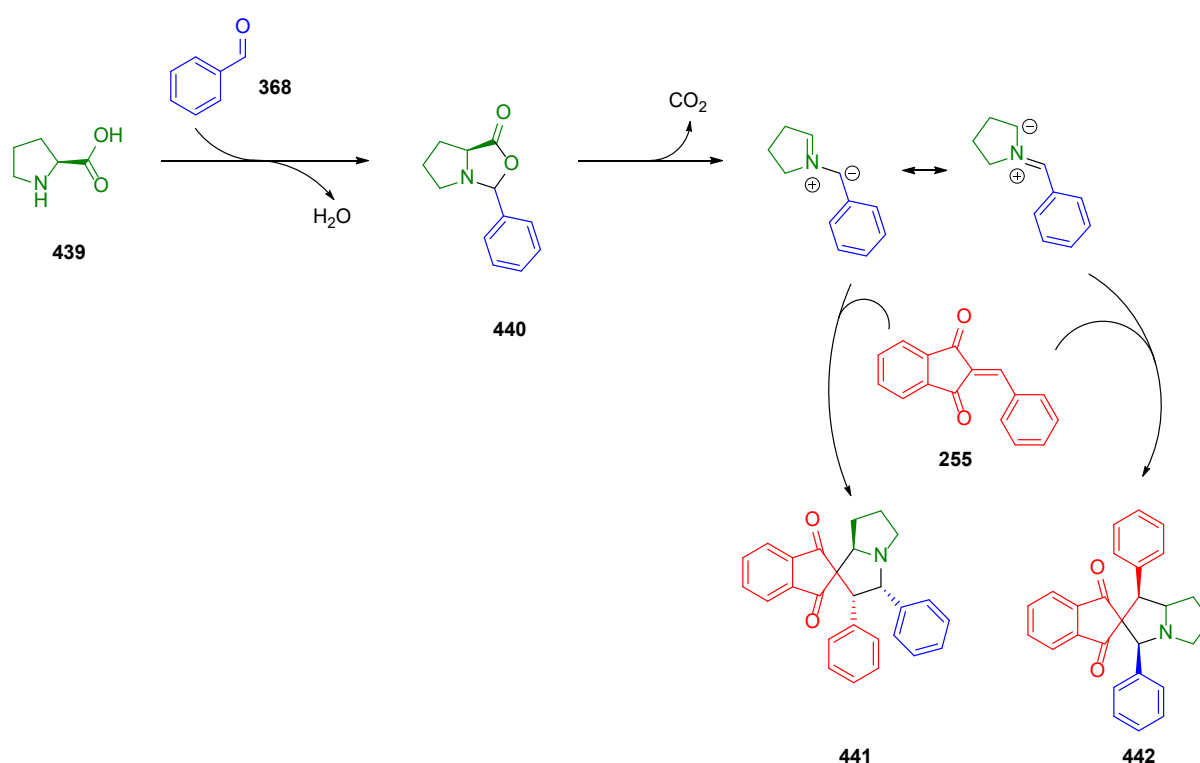
Benzothiazole can also be used to achieve the synthesis of spiro compounds starting from indane-1,3-dione **4** [298]. By using indane-1,3-dione, dimethyl but-2-ynedioate **434** and substituted benzothiazoles (**435** or **436**), spiro compounds **437** and **438** could be respectively obtained with 2-methylbenzo[d]thiazole **435** and 2,5-dimethylbenzo[d]thiazole **436** (see Scheme 129). The mechanism of the reaction was not clearly established, but it seems to proceed via the formation first of a nitrogen-carbon bond between benzothiazole and the alkyne, and in a second step of the formation of a carbon-carbon bond between the alkyne and indane-1,3-dione **4** (see Scheme 130).

Scheme 129. Examples of compounds **437** and **438** obtained during the MRC of indane-1,3-dione **4**, dimethyl but-2-ynedioate **434** and various substituted benzothiazoles **435** or **436**.

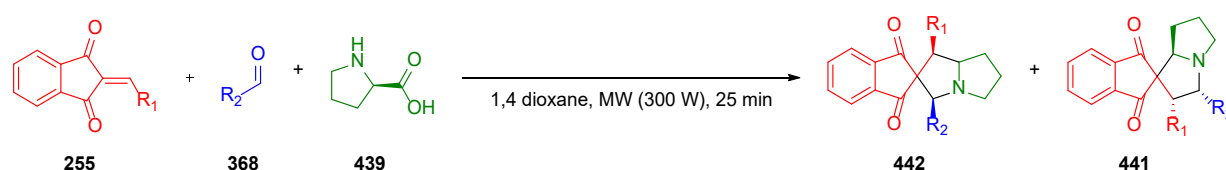


Scheme 130. Mechanism of MRC between the MRC between indane-1,3-dione **4**, dimethyl but-2-ynedioate **434** and benzothiazoles **437** or **438**.

Synthesis of spiro compounds can also be obtained through a microwave and catalyst-free procedure. By mixing proline **439**, an aromatic aldehyde **368** and 2-arylidene-indane-1,3-diones **255** and by using a microwave-assisted synthesis, spiro-*N*-fused indanedione compounds **441** and **442** could be successfully prepared [299]. In this procedure, the combination of a condensation, a decarboxylation and a 3+2 cycloaddition, could produce two isomers **441** and **442**, as shown in Scheme 131. The scope of application of this reaction was studied with various aromatic substrates (see Table 30 and Scheme 132).



Scheme 131. Synthesis of spiro-*N*-fused indane-1,3-diones **441** and **442**.



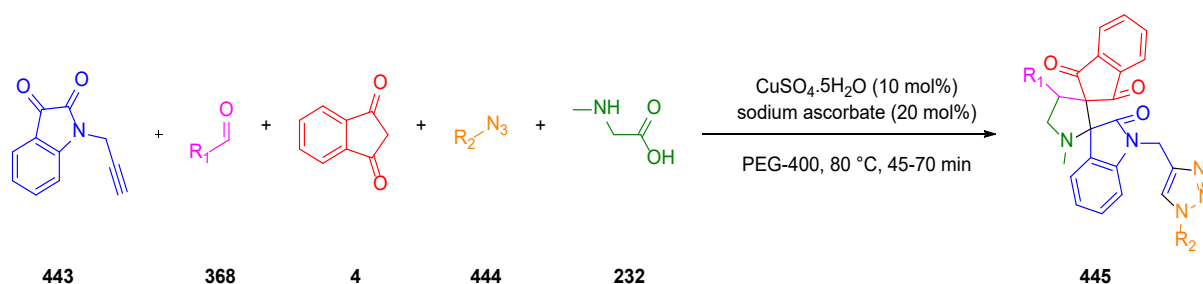
Scheme 132. Synthesis of **441** and **442**.

Table 30. Scope of application of the microwave-assisted reaction.

R ₁	R ₂	Yield Product 1 (%)	Yield Product 2 (%)
C ₆ H ₅	C ₆ H ₅	30	31
4-NMe ₂ C ₆ H ₄	4-NMe ₂ C ₆ H ₄	28	32
4-OMeC ₆ H ₄	4-OMeC ₆ H ₄	32	36
4-NO ₂ C ₆ H ₄	4-NO ₂ C ₆ H ₄	20	22
4-C ₆ H ₅ C ₆ H ₄	4-C ₆ H ₅ C ₆ H ₄	32	28
C ₄ H ₃ S	C ₄ H ₃ S	42	41
C ₄ H ₃ O	C ₄ H ₃ O	36	36
3-NO ₂ C ₄ H ₂ O	3-NO ₂ C ₄ H ₂ O	39	31
3-MeC ₄ H ₂ O	3-MeC ₄ H ₂ O	30	33

A one-pot five-component reaction was also developed, associated with a CuAAC (Copper catalyzed alkyne azide cycloaddition), a [3+2] cycloaddition and a condensation, furnishing triazole-containing spiro-indane-1,3-diones **435** [300]. In this procedure, five components were used, namely indane-1,3-dione **4**, an aromatic azide **444**, an aromatic aldehyde **368**, 1-(prop-2-yn-1-yl)indoline-2,3-dione **443** and sarcosine **232** that could react with copper sulfate, sodium ascorbate as the catalyst in PEG 400 as the solvent. This reaction proved to be versatile since various aromatic azides **444** or aromatic aldehydes **368** could be used (see Table 31 and Scheme 133). The mechanism proposed by the authors

demonstrated that two products can be obtained. However, for unexpected reasons, the reaction proved to be regioselective, and **445** was obtained as the unique product of the reaction.

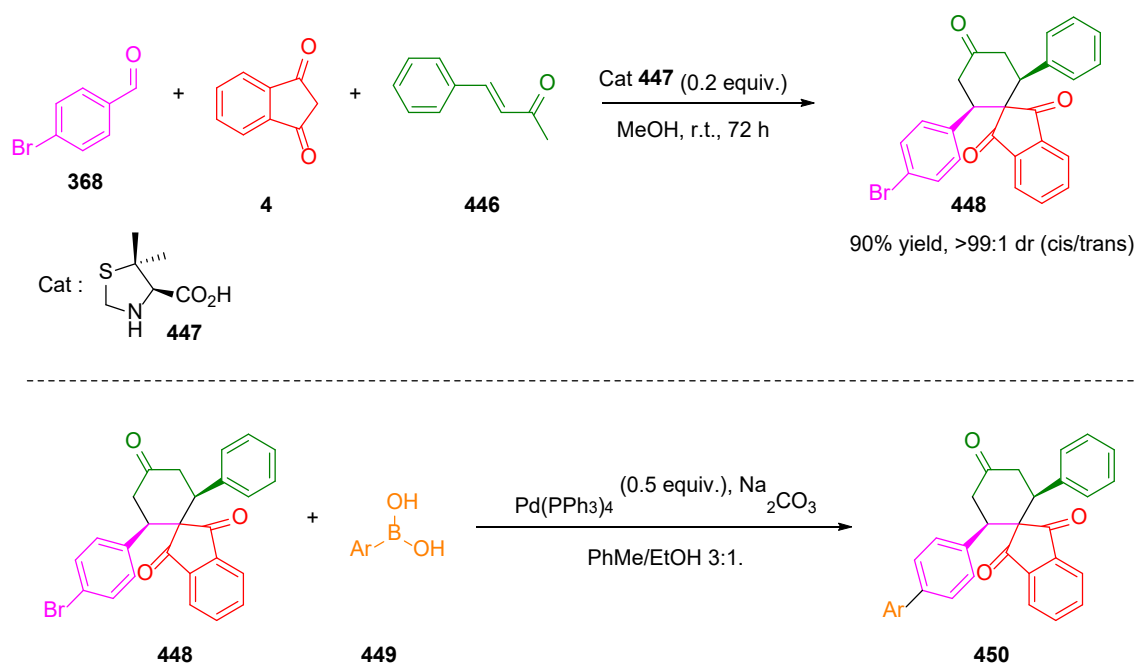


Scheme 133. Synthesis of **445**.

Table 31. Reaction yields obtained during the synthesis of triazole-containing spiro-indane-1,3-diones **445**.

R ₁	R ₂	Time (min)	Yield (%)
4-ClC ₆ H ₄	4-FC ₆ H ₄	45	85
4-ClC ₆ H ₄	4-MeC ₆ H ₄	50	80
4-BrC ₆ H ₄	4-FC ₆ H ₄	50	83
4-FC ₆ H ₄	4-MeC ₆ H ₄	40	82
4-BrC ₆ H ₄	4-MeC ₆ H ₄	50	81
4-FC ₆ H ₄	4-FC ₆ H ₄	45	84
4-ClC ₆ H ₄	4-NO ₂ C ₆ H ₄	50	82
4-BrC ₆ H ₄	4-NO ₂ C ₆ H ₄	45	86
4-MeC ₆ H ₄	4-NO ₂ C ₆ H ₄	40	79
4-NO ₂ C ₆ H ₄	4-OMeC ₆ H ₄	45	84
4-FC ₆ H ₄	4-NO ₂ C ₆ H ₄	40	82
4-(CF ₃)C ₆ H ₄	4-NO ₂ C ₆ H ₄	40	87
4-(CF ₃)C ₆ H ₄	7-ClC ₉ H ₅ N	50	80
4-(CF ₃)C ₆ H ₄	4-FC ₆ H ₄	45	85
4-MeC ₆ H ₄	7-ClC ₉ H ₅ N	50	74
C ₄ H ₉	C ₄ H ₉	50	80
(CH ₂ O ₂)C ₆ H ₃	4-FC ₆ H ₄	50	86
C ₄ H ₉	7-ClC ₉ H ₅ N	60	78
C ₄ H ₉	4-(Ome)C ₆ H ₄	65	74

MCR conditions were also used for the design of spiro-indandiones exhibiting medicinal properties [249]. Indane-1,3-dione **4**, aromatic aldehydes **368** and methyl enones **446** were mixed together with an organocatalyst **447**, allowing for the formation of spiro compounds **448** containing a halogenated aromatic ring capable of reacting subsequently in a Suzuki cross-coupling reaction, and allowing for the formation of various derivatives **450**, which were tested for biological applications (see Table 32 and Scheme 134).



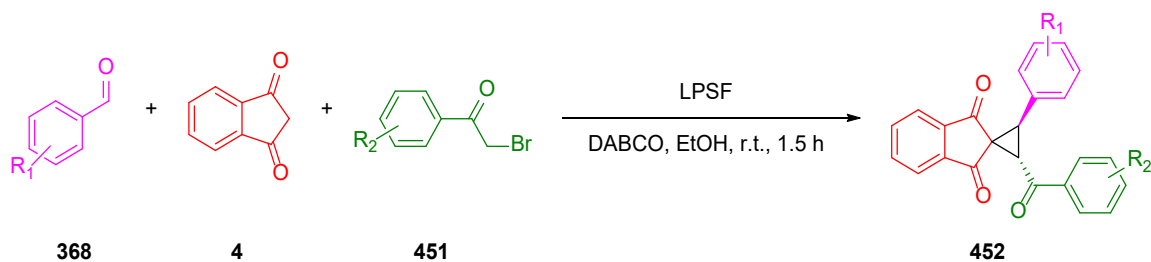
Scheme 134. Synthesis of 448 and 450.

Table 32. MRC used for the design of spiro-compounds 450 with biological properties.

Ar	Yield (%) ^a
4-CH ₂ OHC ₆ H ₄	81
4-CHOC ₆ H ₄	80
4-OMeC ₆ H ₄	93
3,5-(OMe) ₂ C ₆ H ₄	40
4-CF ₃ C ₆ H ₄	81
4-OHC ₆ H ₄	70
4-COOHC ₆ H ₄	54

^a Yield of the purified product after chromatography column.

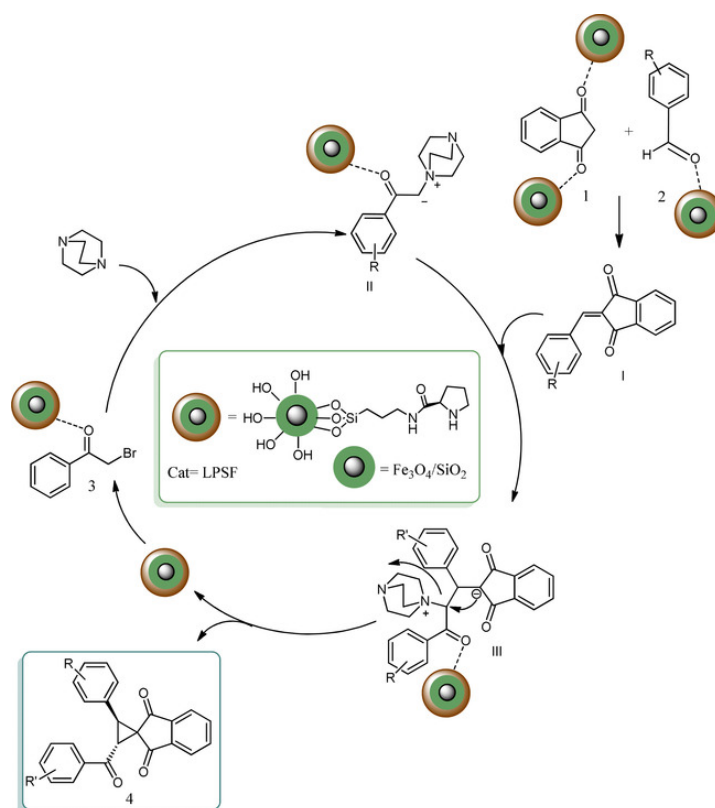
Nanoparticles were also used as catalysts in one-pot three-component reactions [301]. By using proline-functionalized Fe₃O₄ particles (LPSF) and DABCO as the base, spiro-cyclopropanes 452 could be synthesized starting from indane-1,3-dione 4, aromatic aldehydes 368 and aromatic ketones 451, bearing a bromine in β-position. Various derivatives were prepared due to this strategy (see Table 33 and Scheme 135). Another advantage of this strategy is that iron-based nanoparticles were magnetic, allowing for an easy recovery of the catalyst. The mechanism was supposed to work as depicted below: the nanoparticles due to the amine groups present on the external core of the nanoparticles can interact with substituted benzaldehyde 368 and indane-1,3-dione 4, promoting the Knoevenagel condensation and providing 2-arylidene-indane-1,3-dione 255. Parallel to this, the ketone 451 can interact with nanoparticles (interaction between the amine and the ketone), and then DABCO can easily react with the bromine atom, forming a zwitterion, composed of the quaternary amine and a carbanion in beta position of the ketone. The zwitterion thus prepared can undergo an addition onto 2-arylidene-indane-1,3-dione 255. Then, an intramolecular cycloaddition reaction can give the desired product 452 (see Scheme 136).



Scheme 135. Synthesis of 452.

Table 33. MRC reactions involving Fe-based nanoparticles.

R ₁	R ₂	Yield (%) ^a
-	-	84
4-Me	-	80
4-OMe	-	73
2-OMe	-	70
3-OMe	-	78
4-Cl	-	92
4-Br	-	90
3-OMe	4-OMe	83
4-Br	4-OMe	86
4-Br	4-Br	91

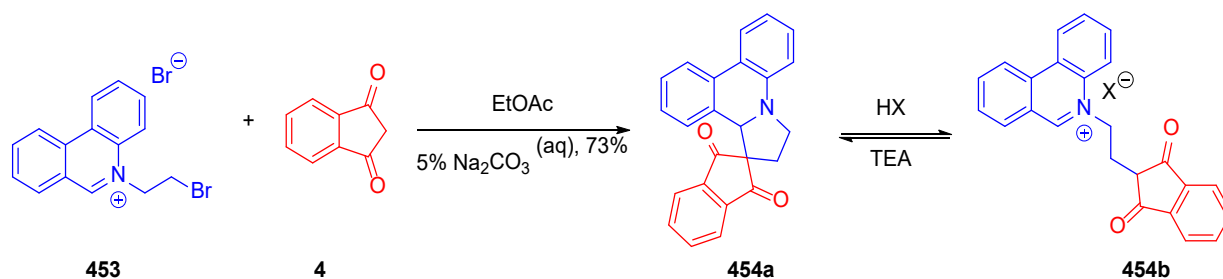
^a Isolated yield.

Scheme 136. Mechanism involved in the MRC reaction using Fe-particles as catalysts. Reproduced with permission from Ref. [301].

If cycloadditions, Domino processes and multicomponent reactions can lead to numerous spiro compounds; several other procedures were also developed to access to spiro compounds.

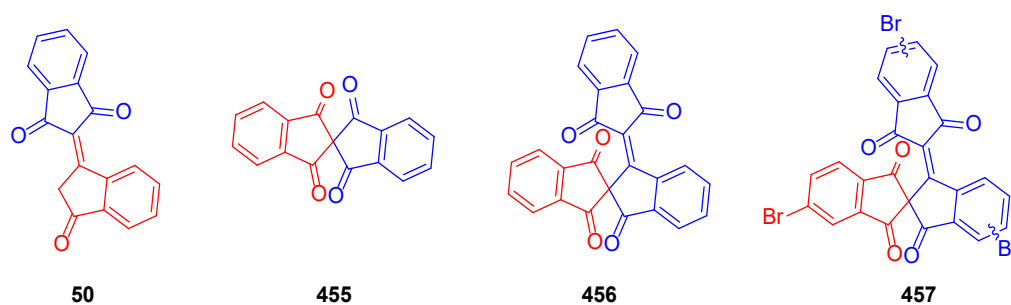
3.10.4. Synthesis of Spiroindane-1,3-diones by Miscellaneous Way

In this part, all the other synthetic procedures leading to spiro-compounds are discussed. pH-switchable compounds belong to a recent concept that is born with molecular machines [302]. Using 5-(2-bromoethyl)phenanthridin-5-ium bromide **453** and indane-1,3-dione **4**, a simple reaction in basic media could lead to the formation of a spiro compound, where the spiro compound can be in a closed/opened position **454a/454b** depending on the pH (see Scheme 137). Such pH switchable compounds have the advantage to be easily tunable in terms of absorption and emission maxima [303].

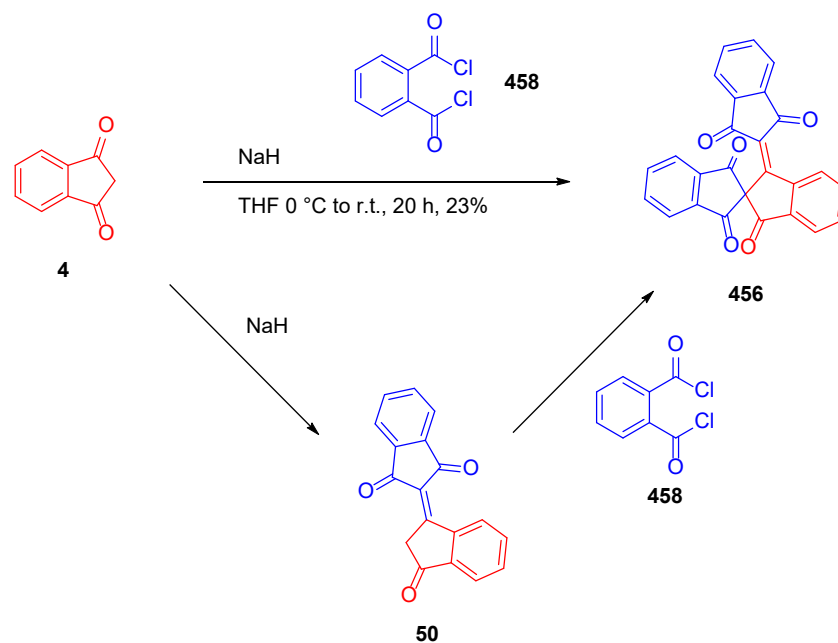


Scheme 137. Example of pH-switchable compound **454**.

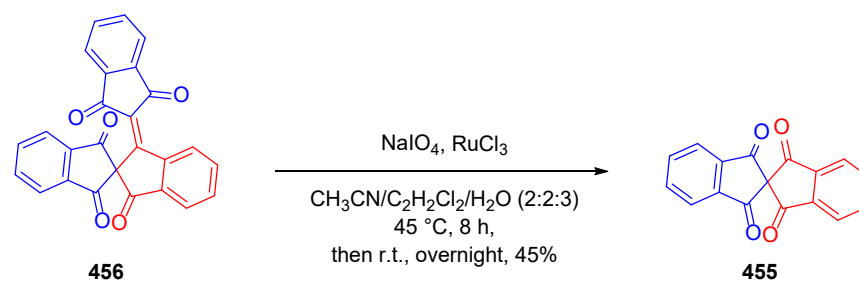
Indane-1,3-dione **4** is an interesting scaffold that was extensively used in organic photovoltaics cells. In this way, it is interesting to synthesize new molecules for optoelectronic applications. Synthesis of spirobisindanedione was successfully obtained through a multi-step synthesis. The same team succeeded in synthesizing bindone **50** as well as spiroindanedione **455-457** (see Scheme 138) [40]. Indane-1,3-dione **4** by reacting with phthaloyl dichloride **458** and sodium hydride, and depending on the reaction conditions used, can give **50** or **456** (see Scheme 139). The reaction of oxidative cleavage of **456** with sodium periodate and ruthenium trichloride can give the spirobisindanedione **455** (see Scheme 140). A similar version of these molecules was also performed with a bromine atom attached to indane-1,3-dione (see Scheme 141).



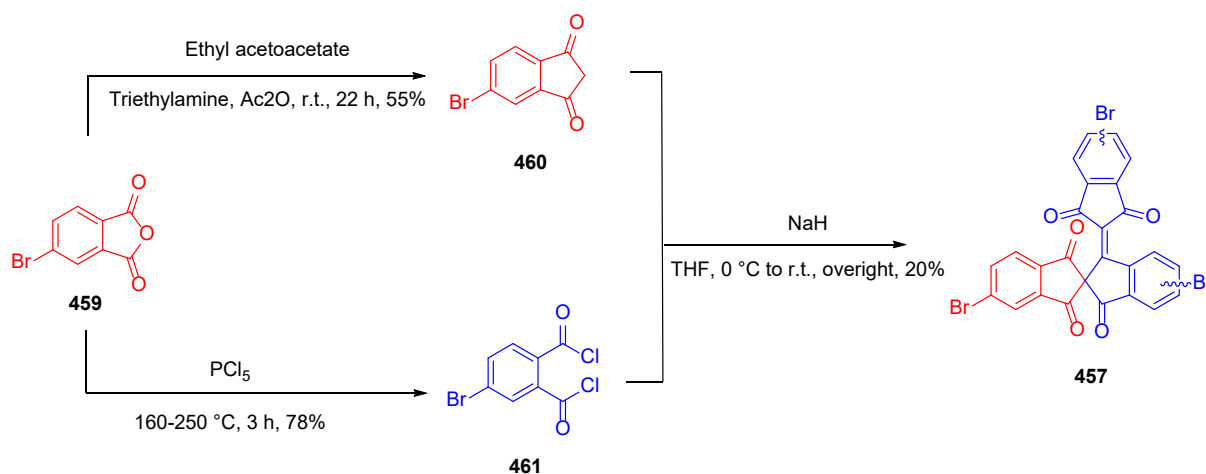
Scheme 138. Various products obtained by reacting indane-1,3-dione **4** in the presence of base.



Scheme 139. Synthetic routes to 50 and 458.

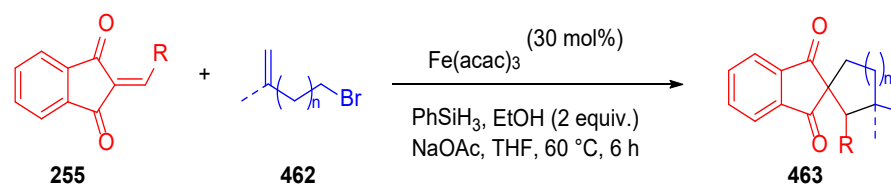


Scheme 140. Synthetic route to 455.



Scheme 141. Synthetic route to 457.

Iron can be used as a catalyst in an alkene hydrofunctionalization with 2-arylidene-indane-1,3-diones **255** [304]. In this process, an iron (III) catalyst, the selected 2-arylidene-indane-1,3-dione **255** could react with a terminal bromo-alkene **462**. Various substrates were tested (see Table 34 and Scheme 142), and a mechanism was proposed by the authors to support the synthesis of **463** (see Scheme 143).

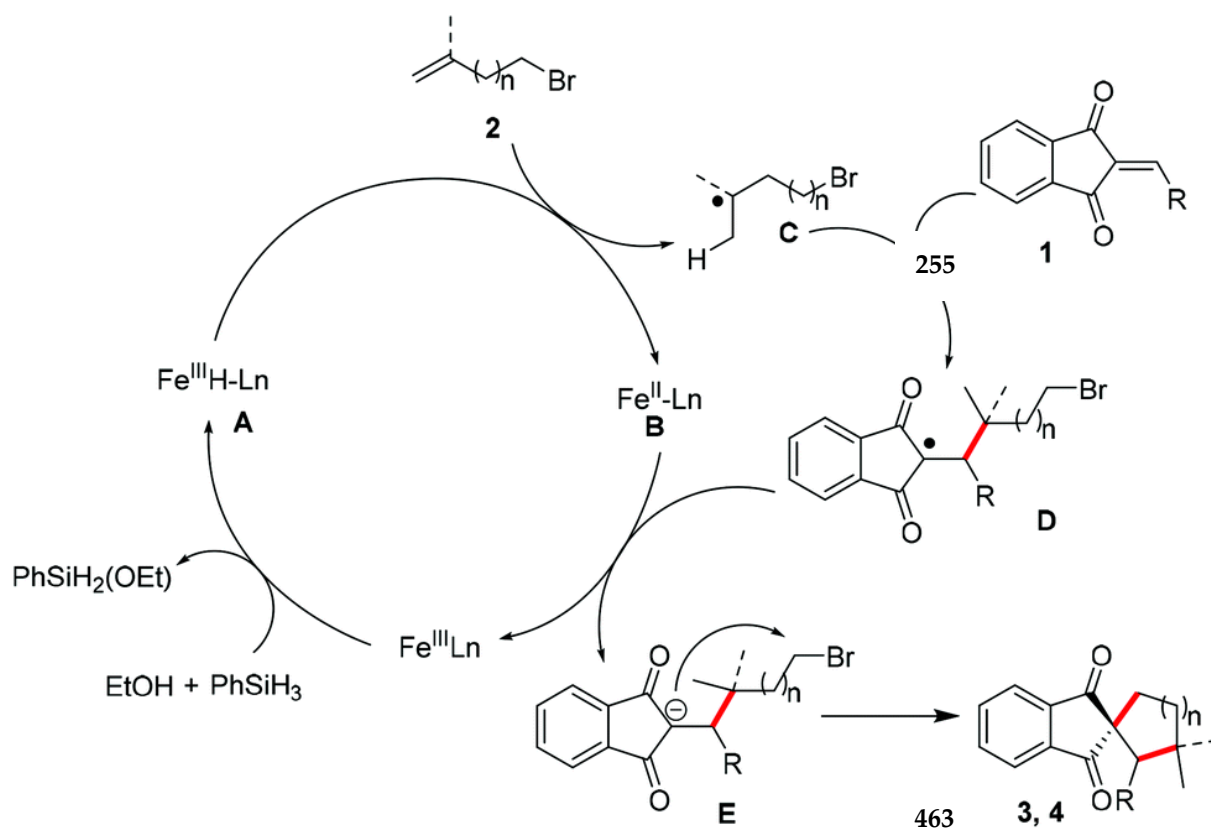


Scheme 142. Synthesis of 463.

Table 34. Reaction yields obtained during alkene hydrofunctionalizations of 2-arylidene-indane-1,3-diones **255**.

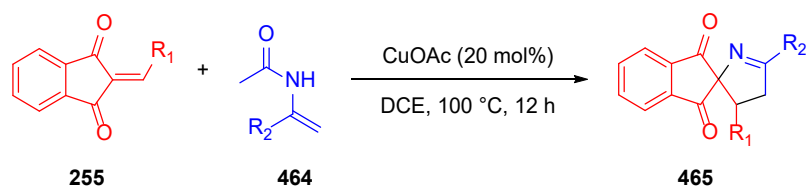
R	Methyle	n	Yield (%) ^a
C ₆ H ₅	Yes	1	82
4-BrC ₆ H ₄	Yes	1	55
4-CF ₃ C ₆ H ₄	Yes	1	59
4-MeC ₆ H ₄	Yes	1	53
4-NMe ₂ C ₆ H ₄	Yes	1	45
4-ClC ₆ H ₄	Yes	1	42
4-CO ₂ MeC ₆ H ₄	Yes	1	69
4-OMeC ₆ H ₄	Yes	1	54
2-OMeC ₆ H ₄	Yes	1	72
3-OMeC ₆ H ₄	Yes	1	54
3-CNC ₆ H ₄	Yes	1	48
2,4,5-C ₆ H ₂	Yes	1	50
C ₄ H ₃ O	Yes	1	58
C ₄ H ₃ S	Yes	1	48
C ₁₀ H ₇	Yes	1	74
3-CNC ₆ H ₄	No	1	63 ^b
C ₄ H ₃ S	No	1	46 ^b
4-OMeC ₆ H ₄	No	2	58
C ₆ H ₅	Yes	2	50

^a Yield refers to isolated product; ^b dr was determined by ¹H NMR.



Scheme 143. Mechanism occurring during alkene hydrofunctionalizations of 2-arylidene-indane-1,3-diones **255** providing **463**. Reproduced with permission from Ref. [304].

Copper was also used as a catalyst for the synthesis of spiro compounds. In a [3+2] radical cycloaddition catalyzed by copper, 2-arylidene-indane-1,3-dione **255** could react in the presence of *N*-acetyl enamides **464** at high temperature [305]. Many *N*-acetyl enamides **464** and 2-arylidene-indane-1,3-diones **255** were mixed, providing a wide range of spiro structures **465** (see Table 35 and Scheme 144). The plausible mechanism involves an air oxidation of the copper (I) complex to a copper (II) complex, producing in the meantime a radical (see Scheme 145).

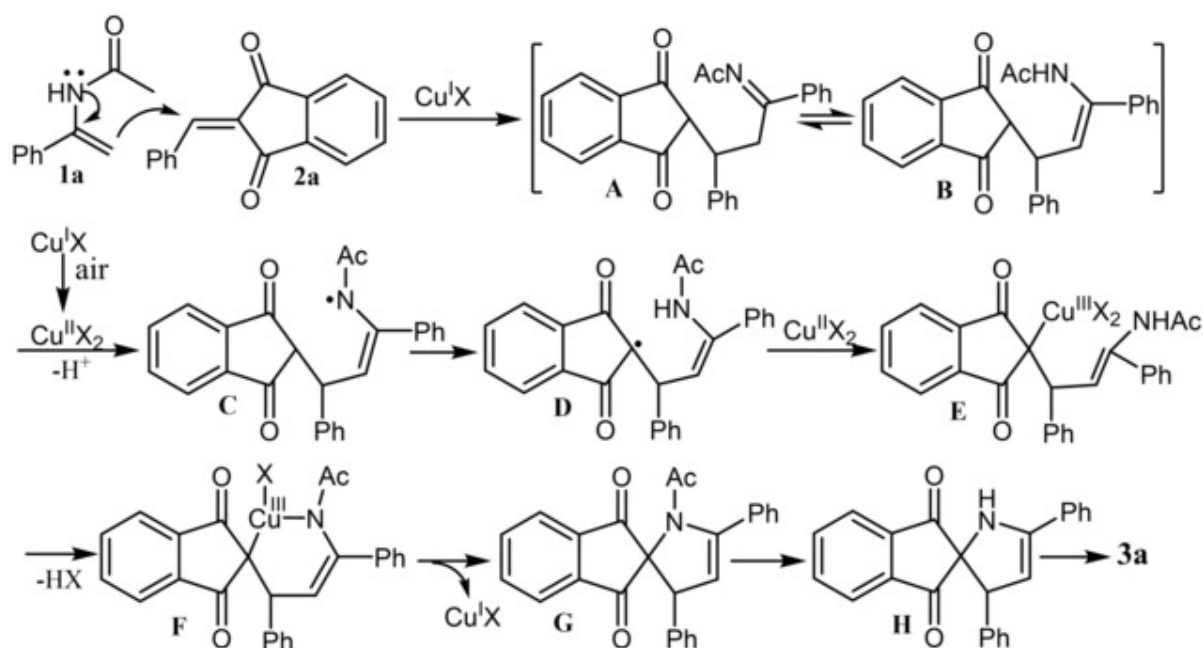


Scheme 144. Synthesis of **465**.

Table 35. Copper-catalyzed synthesis of spiro-compounds.

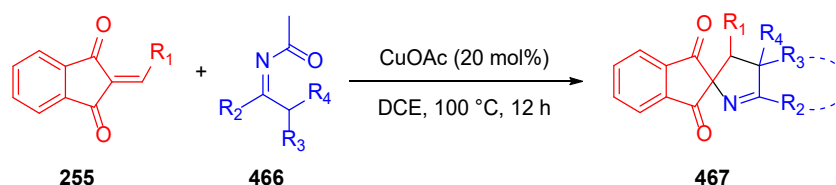
R1	R2	Yield (%) ^a
4-FC ₆ H ₄	C ₆ H ₅	90
4-BrC ₆ H ₄	C ₆ H ₅	61
4-CF ₃ C ₆ H ₄	C ₆ H ₅	84
4-MeC ₆ H ₄	C ₆ H ₅	73
4-OMeC ₆ H ₄	C ₆ H ₅	82
3-MeC ₆ H ₄	C ₆ H ₅	81
3-OMeC ₆ H ₄	C ₆ H ₅	66
3-ClC ₆ H ₄	C ₆ H ₅	69
2-BrC ₆ H ₄	C ₆ H ₅	85
C ₁₀ H ₇	C ₆ H ₅	71
C ₄ H ₃ O	C ₆ H ₅	64
C ₄ H ₃ S	C ₆ H ₅	66
C ₆ H ₅	4-FC ₆ H ₄	74
C ₆ H ₅	4-ClC ₆ H ₄	87
C ₆ H ₅	4-BrC ₆ H ₄	91
C ₆ H ₅	4-NO ₂ C ₆ H ₄	75
C ₆ H ₅	4-MeC ₆ H ₄	76
C ₆ H ₅	4-OMeC ₆ H ₄	60
C ₆ H ₅	3-ClC ₆ H ₄	89
C ₆ H ₅	3-MeC ₆ H ₄	78
C ₆ H ₅	3-OMeC ₆ H ₄	74
C ₆ H ₅	2-BrC ₆ H ₄	68
C ₆ H ₅	2-MeC ₆ H ₄	70
4-BrC ₆ H ₄	4-MeC ₆ H ₄	58
4-FC ₆ H ₄	3-BrC ₆ H ₄	62
3-BrC ₆ H ₄	4-ClC ₆ H ₄	71
C ₄ H ₃ O	4-NO ₂ C ₆ H ₄	71
C ₆ H ₅	CO ₂ Me	Nr
C ₆ H ₅	C ₆ H ₁₁	Nr

^a Isolated yield; Nr, no reaction.



Scheme 145. Mechanism involved in the copper-catalyzed synthesis of spiro compounds. Reproduced with permission from Ref. [305].

Copper was also used in combination with oximes to produce spiro indanedione derivatives **467** (see Table 36 and Scheme 146) [306]. A copper (I) salt was used as the catalyst, and the mechanism was similar to the previous mechanism, in which the copper catalyst is first oxidized, allowing for the formation of a radical. Then, the copper complex forms a metalcycle, where the oxidation state of copper is Cu(III). Being unstable and by reductive elimination, the product **467** can be formed and the copper catalyst regenerated (see Scheme 147).



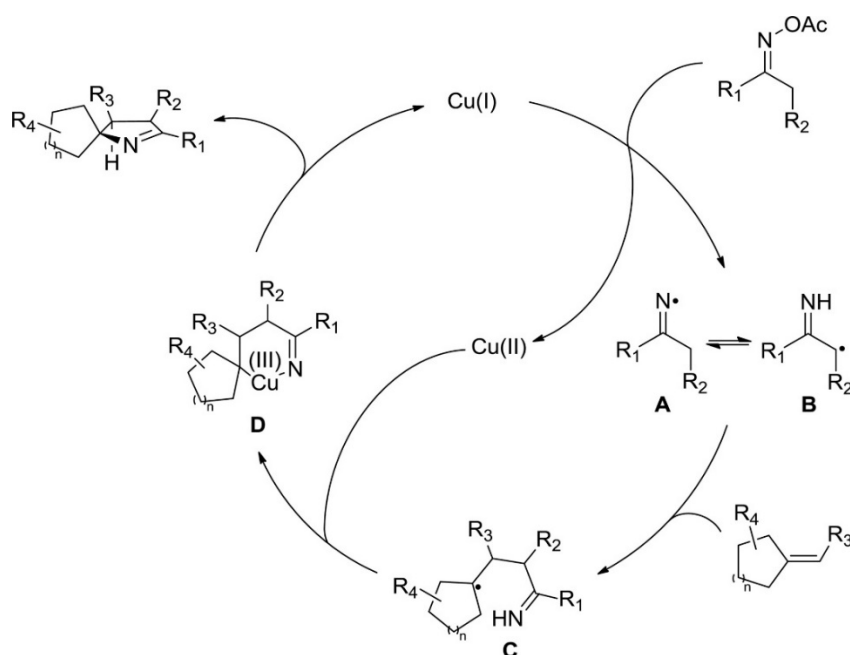
Scheme 146. Synthesis of **467**.

Table 36. Copper-catalyzed cycloaddition reaction of 2-arylene-indane-1,3-dione **255** with various oximes **466**.

R ₁	R ₂	R ₃	R ₄	Yield (%) ^a
C ₆ H ₅	C ₆ H ₅	H	H	74
C ₆ H ₅	4-MeC ₆ H ₄	H	H	82
C ₆ H ₅	4-OMeC ₆ H ₄	H	H	80
C ₆ H ₅	4-IC ₆ H ₄	H	H	64
C ₆ H ₅	4-ClC ₆ H ₄	H	H	83
C ₆ H ₅	4-CF ₃ C ₆ H ₄	H	H	81
C ₆ H ₅	4-NO ₂ C ₆ H ₄	H	H	66
C ₆ H ₅	4-CNC ₆ H ₄	H	H	78
C ₆ H ₅	4-MeSC ₆ H ₄	H	H	81
C ₆ H ₅	3-BrC ₆ H ₄	H	H	85
C ₆ H ₅	3-MeC ₆ H ₄	H	H	89

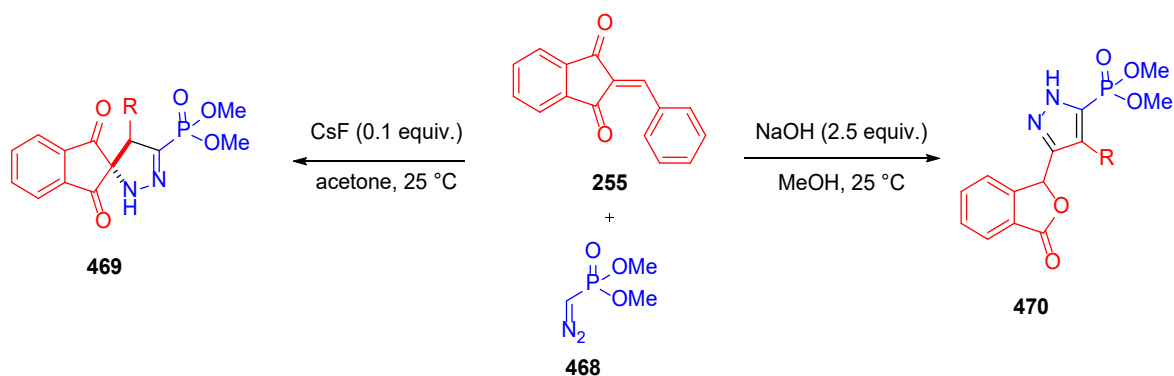
C ₆ H ₅	2-MeC ₆ H ₄	H	H	78
C ₆ H ₅	C ₁₀ H ₇	H	H	74
C ₆ H ₅	C ₄ H ₉	H	H	79
C ₆ H ₅	C ₆ H ₅	CH ₃	CH ₃	50
C ₆ H ₅	C ₆ H ₅	C ₂ H ₅	H	65 ^a
C ₆ H ₅	C ₃ H ₅	H	H	78
C ₆ H ₅	CO ₂ Et	H	H	30
C ₆ H ₅	C ₁₀ H ₂₀		H	32 ^a
C ₆ H ₅	C ₈ H ₈		H	40 ^a
4-OMeC ₆ H ₄	C ₂ H ₅	CH ₃	H	51 ^a
C ₆ H ₅	C ₅ H ₄ N	H	H	51
C ₆ H ₅	C ₄ H ₃ O	H	H	86
C ₆ H ₅	C ₄ H ₃ S	H	H	56
C ₆ H ₅	C ₉ H ₈ N	H	H	40
C ₆ H ₅	C ₅ H ₆ N	H	H	96
C ₆ H ₅	C ₄ H ₅ N ₂	H	H	77
C ₆ H ₅	C ₆ H ₄ C ₃ H ₂ SN	H	H	70
4-BrC ₆ H ₄	C ₆ H ₃ (O ₂ CH ₂)	H	H	72
2-MeC ₆ H ₄	C ₈ H ₅ S	H	H	52

^a > 19:1 dr value was determined by ¹H NMR spectroscopy.

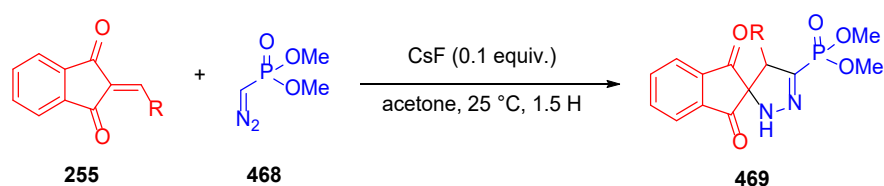


Scheme 147. Mechanism occurring in the copper catalyzed cycloaddition reaction of 2-aryleneindane-1,3-dione **255** with various oximes **466**. Reproduced with permission from Ref. [306].

Seyferth–Gilbert reagent **468** is a reagent classically used to transform carbonyl groups into alkynes. Such a reactant was notably used in association with indanedione derivatives **255** to form spiro-pyrazolineindane-1,3-diones **458** using CsF as the base [307]. When the 2-arylidene-indane-1,3-diones **255** and the Seyferth–Gilbert reagent **468** were mixed with sodium hydroxide, 3-pyrazolylphthalide **470** could be obtained. Therefore, the possibility to design various structures by modifying the quantities and the nature of the base was demonstrated, as shown in Scheme 148. By using CsF in 0.1 equivalent, the authors could synthesize a wide range of spiro-pyrazolineindane-1,3-diones **469** (see Table 37 and Scheme 149).



Scheme 148. The different products obtained during the reaction of 2-arylidene-indane-1,3-diones **255** and the Seyferth–Gilbert reagent **468**.



Scheme 149. Synthesis of **469**.

Table 37. Reaction yields obtained during the reaction of 2-arylidene-indane-1,3-diones **255** and the Seyferth–Gilbert reagent **457** in the presence of CsF.

R	Yield (%) ^a
C ₆ H ₅	87
4-OMeC ₆ H ₄	75
4-iPrC ₆ H ₄	92
4-EtC ₆ H ₄	88
4-MeC ₆ H ₄	88
4-PhC ₆ H ₄	90
4-BrC ₆ H ₄	85
4-ClC ₆ H ₄	77
3-ClC ₆ H ₄	93
4-OMeC ₆ H ₄	86
2-MeC ₆ H ₄	88
3,4-(OMe) ₂ C ₆ H ₃	65
3,4,5-(OMe) ₃ C ₆ H ₂	80
C ₄ H ₄ N	80
C ₄ H ₃ S	87
C ₁₀ H ₇	89
Fc	87

^a Isolated yield after chromatography by silica gel.

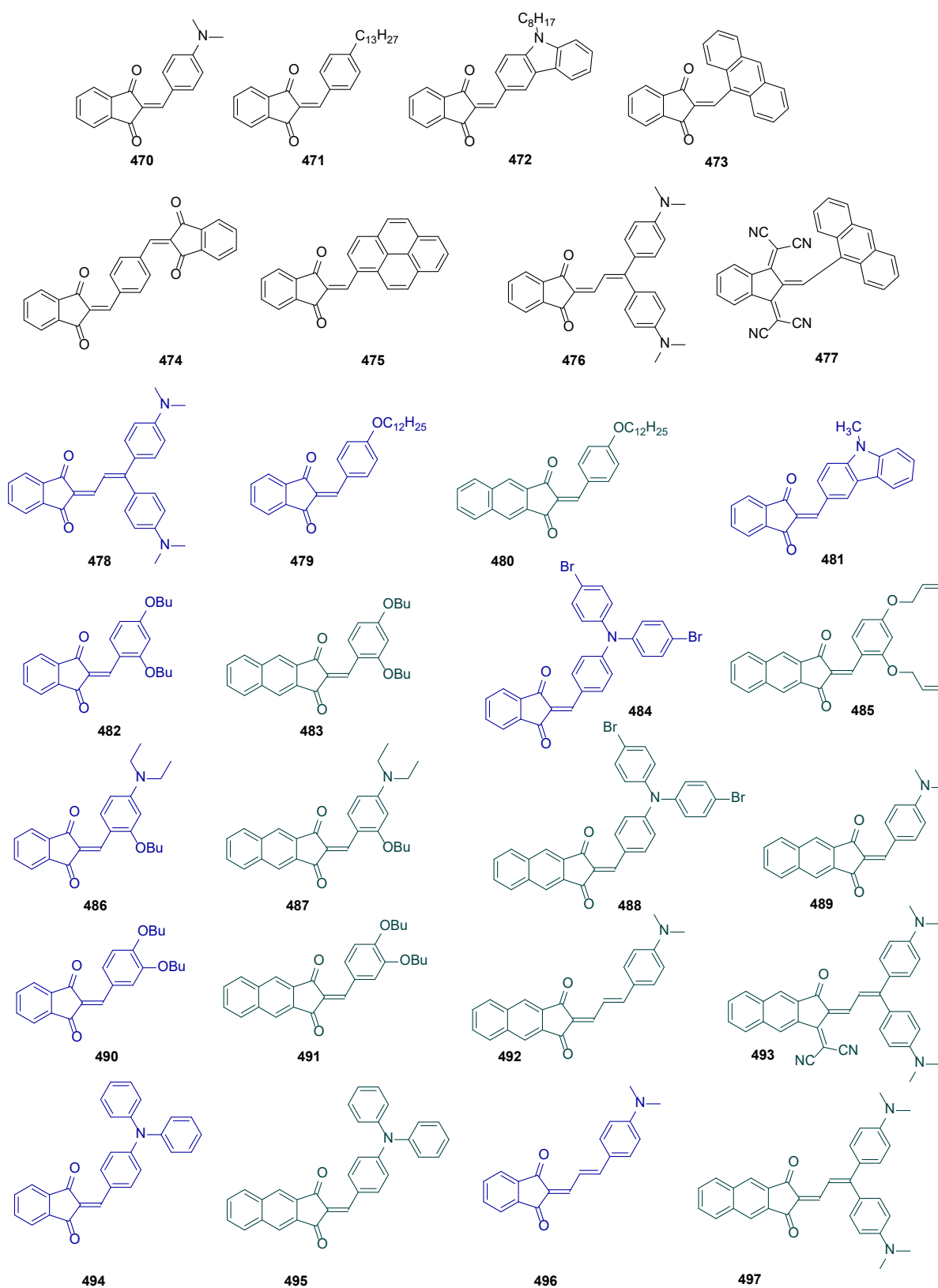
To sum up, spiroindane-1,3-dione are interesting structures that can be obtained using various synthetic procedures. Due to their similitudes with natural compounds, these compounds are promising structures for the design of biologically active compounds, active pharmaceutical ingredients or biomimetic compounds. If cycloaddition remains one of the privileged ways to produce spiroindane-1,3-diones, highly complex structures could also be prepared and imply the development of appropriate synthetic procedures such as domino or multicomponent reactions. The list of the synthetic strategies

developed to access to spiro compounds has been exhaustively detailed. Furthermore, other reviews were written on these topics, specially devoted to the synthesis of spiro compounds [308]. The importance of such moieties shows that this field is clearly not unveiled, and future discovery will allow for the design of highly biologically active spiroindane-1,3-diones.

4. Applications of Indane-1,3-dione-Based Structures

4.1. Photopolymerization

During the past decades, substantial efforts have been devoted to develop photopolymerization processes under visible light and low light intensity [309–315]. Visible light is a safe spectral range of irradiation for the manipulators, and light is also a traceless reagent, making photopolymerization a green approach for the design of polymeric materials. Several parameters govern the photoinitiating ability of the photosensitizers such as their molar extinction coefficients, their redox properties and notably their easiness to be oxidized or reduced, depending of the additives used in the photoinitiating system [316–325]. Additionally, efficiency of the polymerization process is also highly dependent on the rate constant of interaction with the additives [326]. With the aim at developing dyes with high molar extinction coefficients, push–pull dyes are the most favorable structures, as the careful selection of the electron-donating and electron-accepting moieties connected at both ends of the π -conjugated spacer can efficiently tune the broadness but also the position of the intramolecular charge transfer band [327–330]. In this field, indane-1,3-dione and its derivatives have been extensively studied as photoinitiators, and a selection of structures (**470** [331], **471-475** [332], **476** [333], **477** [334], **478-497** [335]) is presented in Scheme 150. Among the most interesting findings, photoinitiating ability was demonstrated as being directly related to the solvatochromic properties of the push–pull dyes. Only dyes for which linear correlations using empirical solvent polarity scales (Bakhshiev's [336], Kawski–Chamma–Viallet's [337], Lippert–Mataga [338], McRae's [339], and Suppan's [340] solvatochromic scales) could be established to initiate a polymerization process. If the direct relation existing between solvatochromic properties and photoinitiating abilities could be demonstrated, no clear explanations could be provided to support this unexpected behavior. Intrigued by these results and considering that little exploration as to the scope of push–pull dyes as photoinitiators has been disclosed, in 2020, Lalevée and coworkers examined this point with a new series of 21 dyes **478-497** in which the optical properties were finely tuned by modification of the electron-accepting core through an extended π -conjugation or by converting **4** and **68** into stronger electron acceptors.



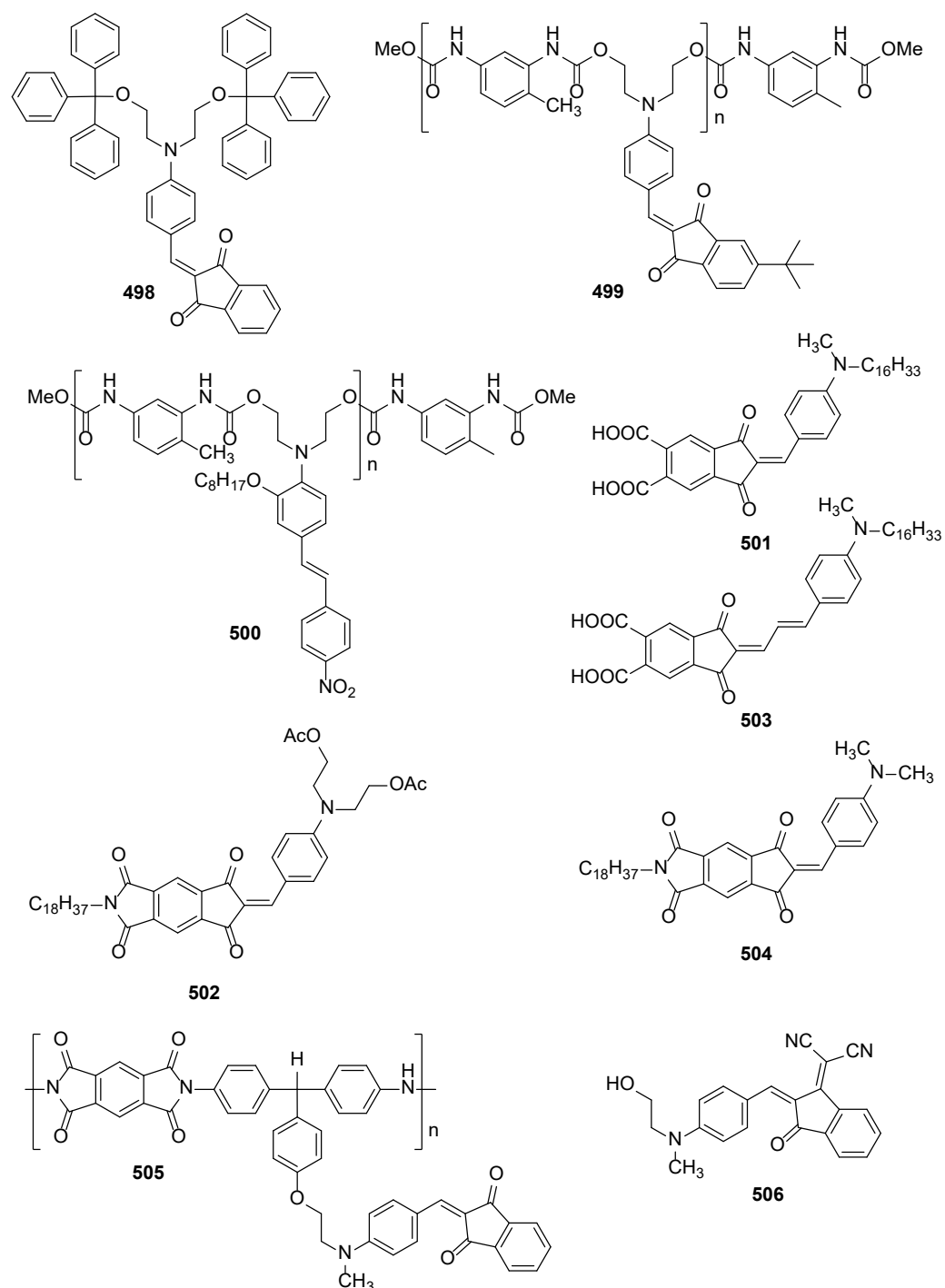
Scheme 150. Chemical structures of indane-1,3-dione-based push-pull dyes 470–497.

All dyes showed an excellent ability to initiate the free radical polymerization of acrylate (Ebecryl 40) upon irradiation with a light-emitting diode (LED) at 405 nm, which is the wavelength currently under use for 3D printers [341–343]. As an appealing feature,

beyond simply initiating a polymerization process, dyes **486** could also exhibit excellent photobleaching properties, what is rarely observed and what is actively researched for visible light photoinitiators, considering that these dyes are highly colored compounds often imposing their own colors to the final coating [344–346].

4.2. Non-Linear Optical Properties

Push–pull dyes exhibiting a large ground state dipole moment usually have high molecular non-linear optical (NLO) efficiencies.[347,348] Considering this, indanedione-1,3-dione **4**, by its electron-withdrawing ability, is an excellent candidate for the design of dyes exhibiting such a property [349,350]. To present large optical nonlinearities, molecules should be organized in a none-centrosymmetric arrangement, and different strategies have been developed to stabilizing the dipole orientation. Thus, introduction of indane-1,3-dione derivatives into polymer composites (**498–500**) [351] or formation of Langmuir-Blodgett films with amphiphilic derivatives (**501–504**) [352,353] proved to be effective strategies to address this issue (see Scheme 115). In this last case, introduction of an additional double bond did not significantly modify the structure of the Langmuir-Blodgett films. Highest hyperpolarizability was obtained with **501**, indicating the high order of the LB film obtained with this molecule. Parallel to this, an increase in the number of layers enhanced the NLO signal. Covalent linkages to polymers proved as being another strategy to retain the molecular orientation obtained by electrical poling [354]. By heating the polymer **505** at a temperature higher than its T_g and upon application of an intense electric field, an orientation of the push–pull dyes connected to the polymer backbone could be obtained. While maintaining the polymer film at a temperature lower than the polymer T_g , relaxation of the chromophore alignment could be efficiently slowed down, maintaining the molecular orientation of the dyes over time. Improvement of the molecular hyperpolarizability could also be obtained by improving the electron withdrawing of the acceptor, as exemplified with the dye **506** based on 2-methylidene-3-(dicyano-methylidene)-1-indanone [24]. Comparison with a reference compound, i.e., disperse red 1, revealed **243** to exhibit an hyperpolarizability as high as $1558 \cdot 10^{-30}$ esu.D, greatly higher than that of the reference compound ($814 \cdot 10^{-30}$ esu.D). Most of the dyes prepared for NLO applications are synthesized by means of a Knoevenagel reaction, as exemplified by the selection of molecules **498–506** presented in Scheme 151.

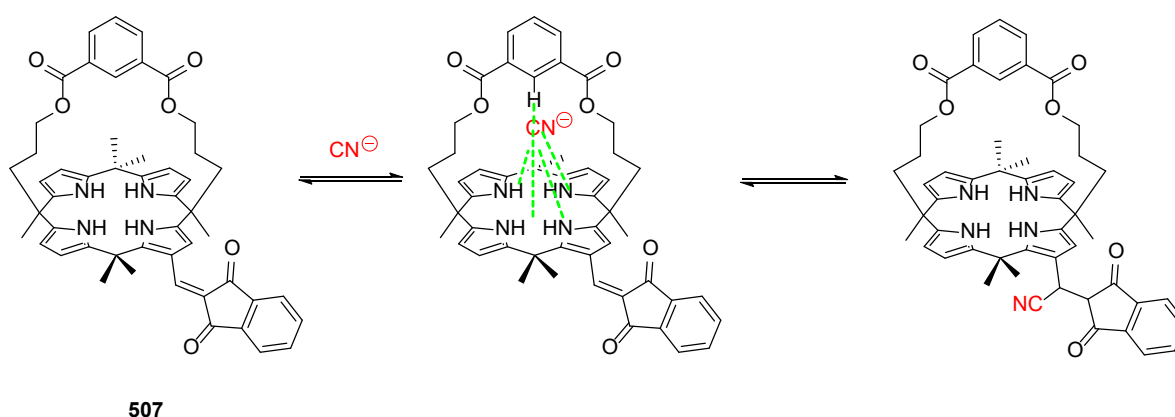


Scheme 151. Chemical structures of dyes 498–506.

4.3. Fluorescent Chemosensors and Chemodosimeters

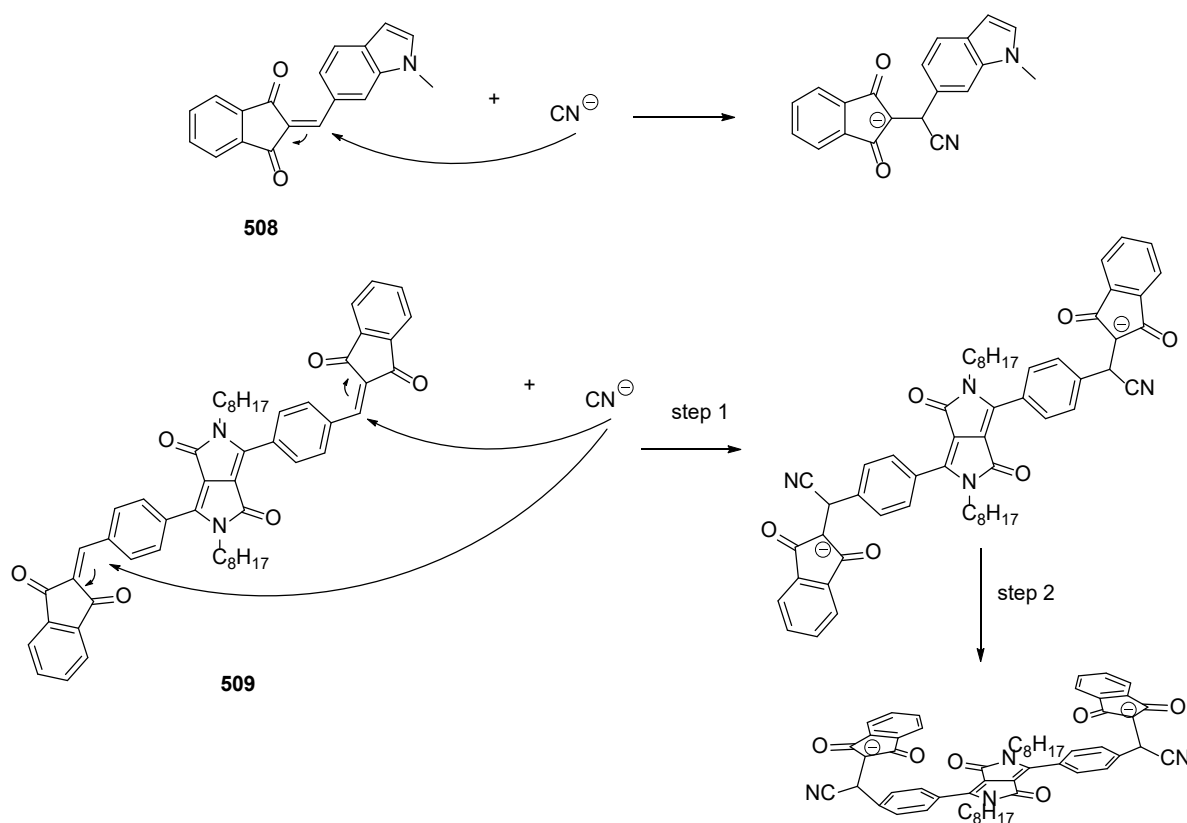
The detection of metal cations, halide ions, cyanides and even of neutral species has been an active research field so that two types of detectors were developed [355]. The first category of fluorescent sensors are those comprising a binding site giving rise to an irreversible chemical reaction with ions, and these first types of compounds are named chemodosimeters. The second type of optical sensors are those capable of initiate a communication mechanism between the binding site and the ions, but in a reversible way. In this last case, these compounds are thus named fluorescent chemosensors. Indane-1,3-dione **4** has been at the origin of the elaboration of an efficient chemodosimeter for cyanide detection. Cyanides are extremely toxic anions so that a concentration as low as 2.7 μM is

tolerated in drinking water [356,357]. In 2009, a chemodosimeter based on calix [4]pyrrole with an indane-1,3-dione unit at the β -pyrrolic position was reported by Lee and coworkers [213]. A dependence of the dye discoloration with the cyanide concentration was clearly evidenced, and a disappearance of the yellow color of **507** upon addition of cyanides could be easily detected with the naked eye. Chemodosimeter proved also to be highly selective since only cyanide ions were detected even when hidden within other ions. The remarkable selectivity and affinity for cyanide anions was explained by the fast equilibrium process involved in the complexation followed by the reaction induced by this extremely nucleophilic anion. After complexation of cyanide anions in the binding site of the calix [4]pyrrole, a nucleophilic addition at the β -position of the indane-1-3-dione group could occur, as shown in Scheme 152.



Scheme 152. Reaction occurring with cyanide anions.

Based on the same nucleophilic addition of cyanides onto the double bond of push-pull dyes developed with indane-1,3-dione, **508** could be used as a dosimeter enabling to combine two detection modes [358]. Thus, upon addition of cyanide anions on **508**, a clear discoloration of the dye could be detected with the naked eye. Parallel to this, a complete quenching of luminescence could be evidenced by photoluminescence measurements. If the detection of cyanides anions in THF was extremely fast, in water, kinetic of addition was considerably reduced, assigned to a solvation effect of water molecules around the cyanide anions (see Scheme 153). Here again, **508** proved to be selective for the detection of cyanide anion, and this is again related to the small size of cyanides but also to their averred nucleophilic character. A similar strategy was developed with diketo-pyrrolopyrrole **509** [359]. A dual mode of detection was also observed with this compound. In this last case, a mechanism of exciplex formation was proposed to support the fluorescence quenching observed experimentally (see Scheme 153 and Figure 3).



Scheme 153. Reaction occurring with cyanide anions.

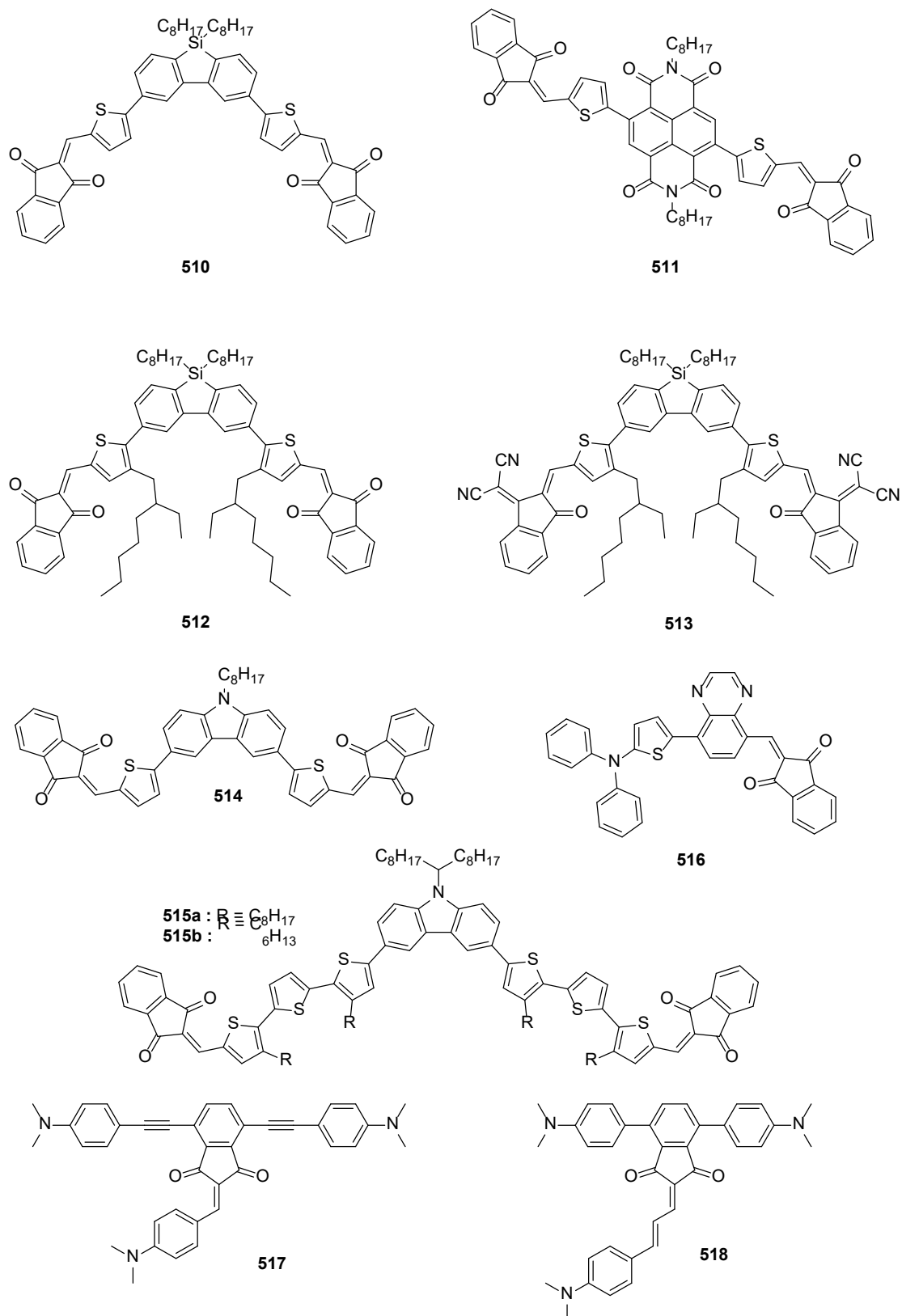


Figure 3. Cyanide ion detection with 509: (a) optically with the naked eye; (b) by fluorescence changes. Reproduced with permission from Wang et Al [359].

4.4. Solar Cells

Organic solar cells have received significant attention for the possibility to convert photons to electrons. Among the most widely studied electron-acceptors, [6,6]-phenyl C_{61} butyric acid methyl ester ($PC_{61}BM$) is the most popular one [99,360–362]. Due to a severe phase segregation upon aging of the device, the low solubility of $PC_{61}BM$ in most of the common organic solvents and non-fullerene acceptors has been identified as promising alternatives to address the segregation issue and the solubility issue. Furthermore, the photon-to-electron conversions remain low, lingering around 3–6% for non-fullerene acceptors [363–378], justifying the constant efforts to develop new structures. To create strong electron acceptors that could replace $PC_{61}BM$, indane-1,3-dione **4** was notably combined with dibenzosilole [379]. A photon-to-current conversion efficiency (PCE) of 2.76% could be obtained for the solution-processed devices comprising a poly(3-

hexylthiophene) (P3HT)/**510** blend as the active layer. By replacing dibenzosilole by a naphthalimide unit, encouraging results were obtained with **511**, with a PCE reaching 3.52% in the same conditions [380]. However, other authors also tested the opposite situation, using the dibenzosilole-based compounds as electron donors [381]. End-groups on **512** and **513** were determined as drastically affecting the morphology of the active layer, more than the photophysical properties of the dyes. Even after solvent vapor annealing, the power conversion efficiency of solar cells fabricated with the **512**/PC₆₁BM blend remained low, peaking around 0.5% contrarily to 6.6% for devices fabricated with the **513**/PC₆₁BM blend. The excellent electron-donating ability of **513** can also be assigned to the presence of the thiophene moiety, reported as improving both the optical and photovoltaic properties of the dyes comprising this group [382]. This trend was confirmed with **514** [11] and **515a** [383] or **515b** [384], with which a PCE of 2.4%, 6.46% and 8.22% were determined with solar cells of similar structures than that used for **513**. In the case of **515b**, improvement of the photovoltaic properties was assigned to the more balanced charge transportation in the devices and the use of copper isothiocyanate acting as a hole transport/injection layer. However, counterexamples exist, as exemplified with the asymmetric structure **516** [385]. Photovoltaic properties of **516** in bulk heterojunction solar cells remained poor, and a PCE of 1.7% was obtained for an active layer composed of a 1:1 **515**/PC₆₁BM blend. This low efficiency was notably assigned to the low hole mobility of **516** and adverse charge transport within the active layer (see Scheme 154). Finally, a similar low power conversion efficiency was obtained with **517** and **518**, still based on an asymmetric structure [386]. Here again, the low efficiency (0.24–0.33%) obtained with **517** and **518** was assigned to an unfavorable morphology of the active layer as well as its high roughness.



Scheme 154. Chemical structures of 510–518.

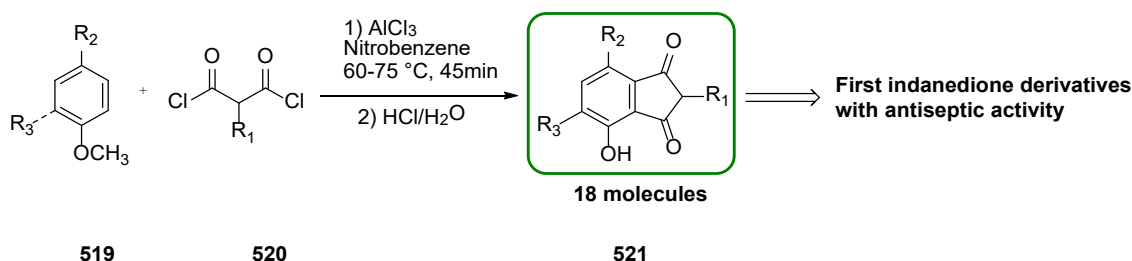
5. Biological Applications

Indane-1,3-dione **4** has been the focus of intense research efforts in medicinal chemistry since the demonstration in the early 1930s of the bacteriostatic activity of indane-1,3-dione and related derivatives, but also of many 1,3-diketo compounds showing

interesting physiological activities [387,388]. This section provides an explicit overview of the importance of indane-1,3-dione **4** as a building block for the design of molecules with potential biological applications.

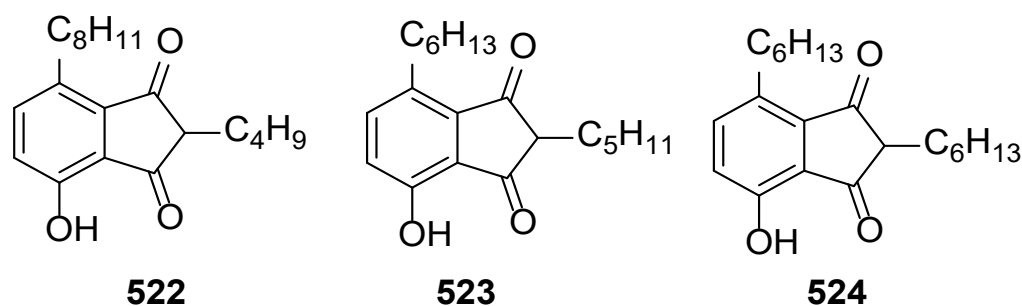
5.1. Indane-1,3-dione as Antimicrobial Agent

Any agent that kills or slows down the growth of a micro-organism may be defined as an antimicrobial agent. The increasing demand of antimicrobial drugs resulting from a faster microbial resistance to drugs requires the development of new compounds of innovative structures. Thus, antiseptics have been designed with indane-1,3-dione **4** as soon as 1931 by Walker et al., and their biological activities improved one year later by Robinson et al., who developed 1,3-diketo systems exhibiting remarkable physiological properties. In Robinson's work, the indane-1,3-dione core was formed by a Friedel–Craft reaction, enabling to introduce various *n*-alkyl groups or hydroxyl groups onto the aromatic core (compounds **521**) (see Scheme 155). Notably, the presence of phenol groups was identified as improving the bacteriostatic effect of the resulting compounds [388,389].



Scheme 155. Synthesis of 4-hydroxyindan-1,3-diones **521** studied in the 1930s by Robinson et al. and Walker et al., first indanediones known for their antiseptic activities [388].

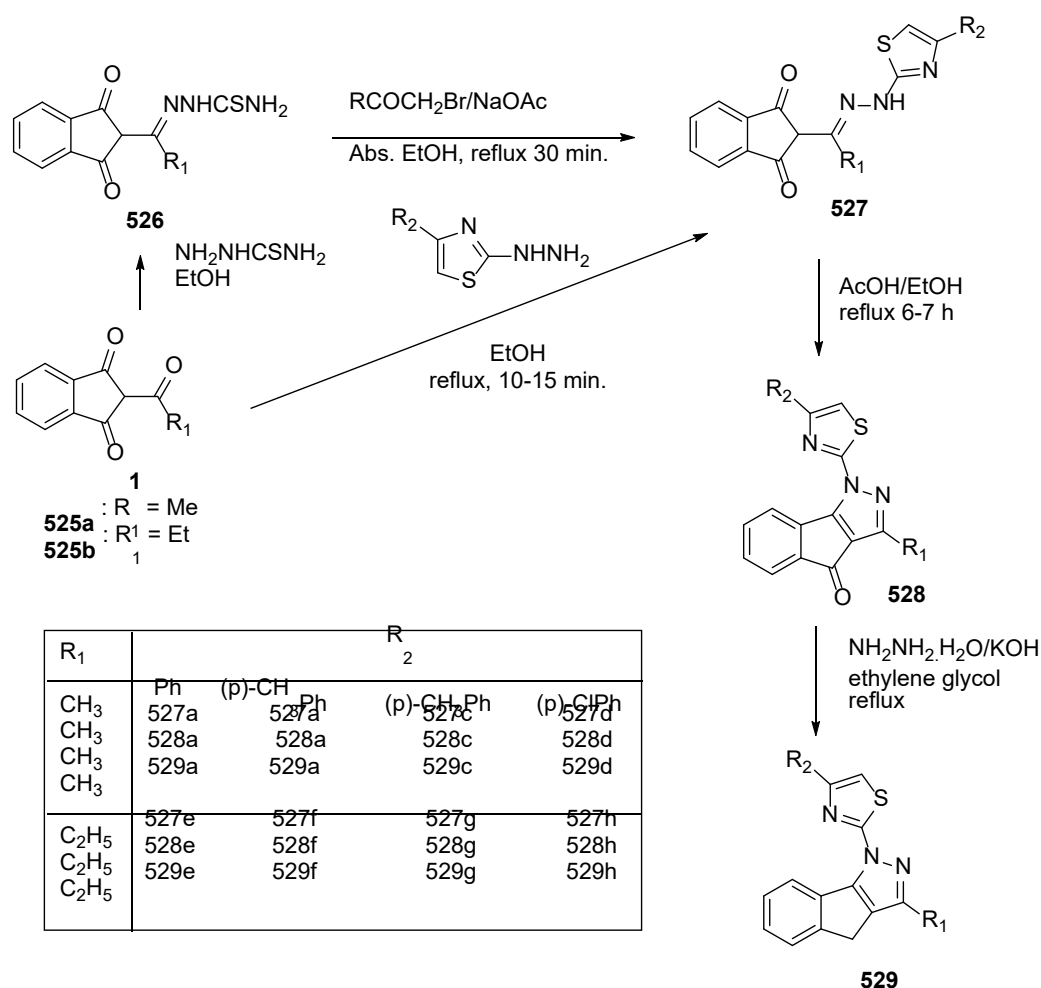
All of these compounds were tested *in vitro* on Gram-positive bacteria: *Staphylococcus albus* Rosenbach (*S. epidermidis*), *Staphylococcus aureus* (*S. aureus*), (*Bacillus megatherium* (*B. megatherium*), *Bacillus subtilis* (*B. subtilis*), *Bacillus mycoides* (*B. mycoides*), Gram-negative bacteria: *Bacterium pyocyaneum* (*P. aeruginosa*), *Bacterium prodigiosum* (*B. Prodigiosum*) and *Escherichia coli* (*E. coli*) but also on acid-fast bacteria such as *Mycobacterium phlei* (*M. phlei*) according to the Rideal–Walker method. Even though this method is not used anymore due to its lack of reliability on phenols, it was replaced by the McFarland protocol to furnish more reproducible data and to determine the minimum inhibitory concentration (MIC) [390]. This difference of protocols does not facilitate the comparison with recent research, but the activity of other phenol compounds still allows us to obtain a general picture of the antiseptic properties of this set of compounds. Notably, Robinson's team noticed that all the molecules they developed were particularly effective against Gram-positive bacteria but had small efficiency against Gram-negative bacteria. Concerning the acid-fast bacteria (*M. phlei*), some molecules could also kill these organisms but only at high concentrations. Finally, the authors demonstrated an improvement of the bactericidal activity by increasing the number of carbons in the side-chains toward Gram-positive bacteria but also on *Bacterium typhosum*, responsible for typhoid fever [391]. This effect reaches its maxima for three molecules (see Scheme 156: **522**, **523** and **524**), with an activity more than ten times higher than that of the methyl or *p*-*n*-octylphenol (expressed in equimolecular phenol coefficient of bactericidal power). Even if these molecules have not been used as antibiotics later, modern researchers may inspire for sure from these former studies to design modern drugs due to the rise in antibiotic resistance.



Scheme 156. Examples of hydroxyindanediones **522–524** with important antibacterial activities against *Bacterium typhosum*.

The place of indane-1,3-dione in this field has clearly evolved. A structure related to indane-1,3-dione, namely indan-1-one, also showed interesting antimicrobial properties so that these two structures were often studied concomitantly for the design of antimicrobial compounds [1–3]. Considering that the biological activity of indane-1,3-dione **4** can be greatly improved by chemical engineering, indane-1,3-dione **4** has thus been extensively used as a building block in multicomponent reactions (MCRs) to combine the properties of indanones or indane-1,3-dione with that of other structures also displaying physiological properties.

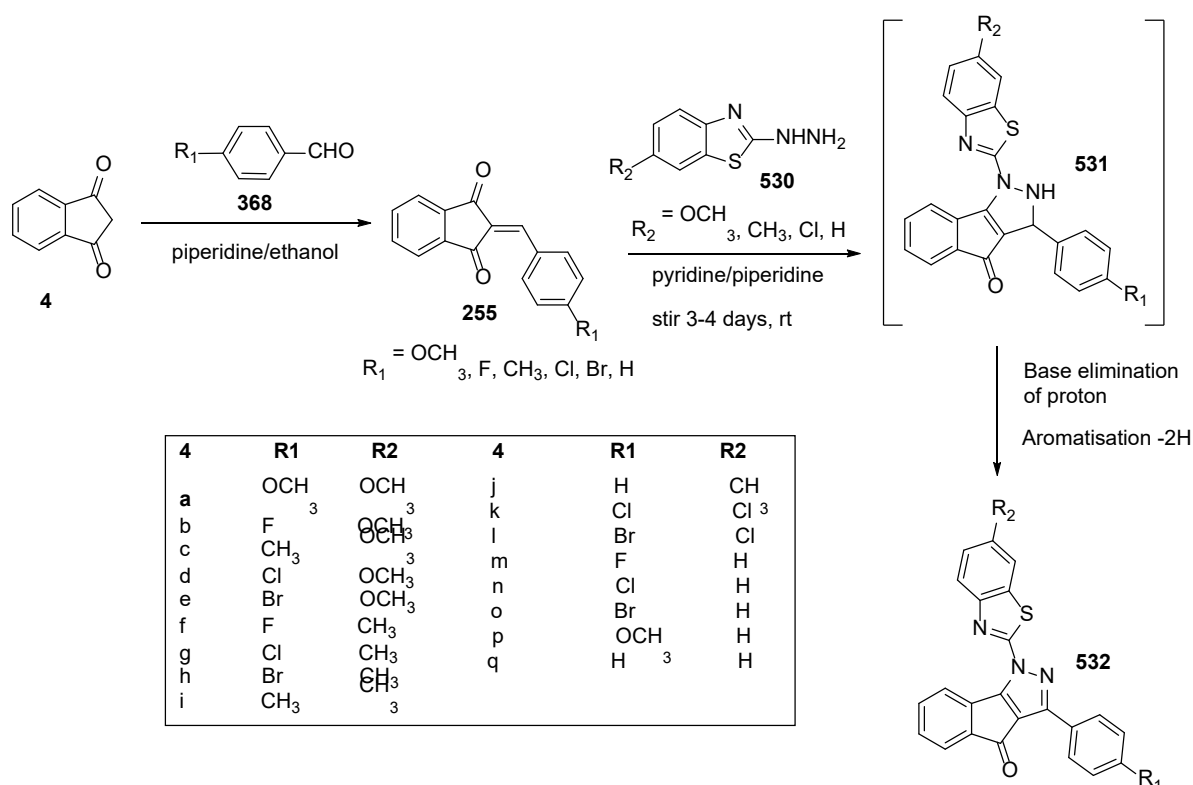
A relevant example of this strategy has been reported in 2011 with a study devoted to the antimicrobial activity of 1,3-disubstituted indeno [1,2-*c*]pyrazoles [392]. Pyrazoles are an important class of pharmaceutical compounds. Considering that heterocyclic systems have been the focus of intense synthetic efforts during the last decades, indenopyrazoles have thus been extensively screened. In this study, the authors have notably synthesized 16 compounds possessing a 4-substituted thiazole moiety, all prepared with indane-1,3-dione as the starting material, and two different series were developed (see Scheme 157) in order to compare the impact of the fused indenopyrazole on the antimicrobial properties.



Scheme 157. The two families of indeno [1,2-*c*]pyrazoles examined for their antimicrobial activities.

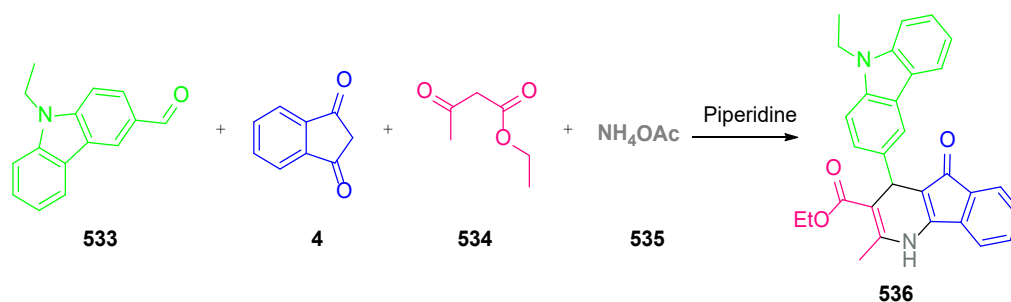
Several micro-organisms were tested such as Gram-positive bacteria (*S. aureus*, *B. subtilis*), Gram-negative-bacteria (*E. Coli*) and fungus (*Aspergillus niger*, *Candida albicans*). In this series of molecules, three molecules showed noticeable activities against *C. albicans*, *A. niger*, *S. aureus* and *E. Coli* (**528h**, **529d**, and **529h**). More precisely, antimicrobial activity of these molecules proved to be on par with that of the reference compound, i.e., Norfloxacin. Nevertheless, **528h** was less effective against *B. subtilis*, whereas the two others only showed moderate minimum inhibitory concentration (MIC) with this micro-organism. Noticeably, an improved antimicrobial activity was found for all compounds once cyclized as indenopyrazoles, and a higher activity was also determined for all molecules substituted with 4-chlorophenyl groups.

After highlighting the importance of this structure, the same team published a second work in which the synthetic strategy was modified compared to the previous work and seventeen 3-aryl-1-heteroarylindeno [1,2-*c*]pyrazol-4(*1H*)-ones **532** could be prepared with this new synthetic method [393]. Indane-1,3-dione **4** was used to perform Knoevenagel condensations with various aldehydes **368**, and the formation of the pyrazole cycle could be obtained by reaction of 2-hydrazinylbenzo[*d*]thiazole/2-hydrazinyl-6-substituted benzo[*d*]thiazoles **530** and the Knoevenagel adduct **255** in stoichiometric amount, according to the reaction presented in Scheme 158. Despite mild reaction conditions, the reaction yields remained low, ranging between 25 and 41%, even after optimization. Nonetheless, almost all of these new synthesized molecules showed an activity against four bacteria, Gram-positive and Gram-negative, but also against fungi.



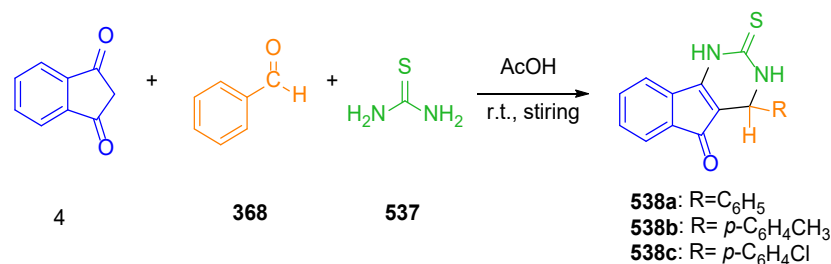
Scheme 158. Synthetic routes to 3-aryl-1-heteroarylindeno [1,2-c]pyrazol-4(1H)-ones **532**.

In 2018, another multicomponent reaction involving indane-1,3-dione **4** was reported by Alsharif et al. for the design of an antimicrobial agent comprising nitrogen-based heterocyclic compounds [394]. The four-component reaction involving indane-1,3-dione **4**, 9-ethyl-9H-carbazole-3-carbaldehyde **533**, ethyl acetoacetate **534** and ammonium acetate **535** in the presence of a catalytic amount of piperidine could furnish ethyl 4-(9-ethyl-9H-carbazol-3-yl)-2-methyl-5-oxo-4,5-dihydro-1H-indeno [1,2-b]pyridine-3-carboxylate (ECPC, **536**), following a procedure previously reported in the literature (see Scheme 159) [395]. This molecule was notably tested for its antibacterial activity, and for this study, *S. aureus* *Streptococcus pyogenes* (*S. pyogenes*) was selected as the Gram-positive bacteria and *E. Coli* as *Salmonella typhimurium* (*S. typhimurium*) as the Gram-negative bacteria. Biological activity of ECPC **536** was also compared with that of tetracycline used as a standard for these tests. ECPC **536** showed an interesting antibacterial activity, since minimum inhibitory concentrations as low as 32 µg/mL were determined with the four bacteria, comparable to that required with the reference tetracycline.



Scheme 159. Synthesis of ethyl 4-(9-ethyl-9H-carbazol-3-yl)-2-methyl-5-oxo-4,5-dihydro-1H-indeno [1,2-b]pyridine-3-carboxylate (ECPC) **536**.

In 2012, another series of heterocyclic molecules was synthesized using indane-1,3-dione **4** as the building block in an ionic liquid-catalyzed three-component condensation involving thiourea **537** and the appropriate aromatic aldehyde **368**, and the resulting molecules **538** were tested as antimicrobial agents (see Scheme 160 and Table 38) [396]. In this work, the authors focused their attention on the pyrimidine scaffold, which is present in numerous natural physiologically active substances. The authors improved the biological activity of indane-1,3-dione derivatives by attaching a thione moiety to the pyrimidine group, this group being also known for its antifungal, antibiotic and antibacterial activities. Among the fourteen 4,6-diaryl- and 4,5-fused pyrimidine-2-thiones synthesized in this work, only three of them were prepared with indane-1,3-dione, the other compounds being variously substituted tetrahydrobenzo[*h*]quinazoline-2-thiones and pyrimidine-2-thiones. Among the three indane-1,3-dione derivatives, only **538c** showed a better antibacterial activity toward *B. subtilis*, *S. aureus*, *Pseudomonas aeruginosa* (*P. aeruginosa*) and *E. coli* and a better antifungal activity toward *A. niger*, *C. albicans*, *A. fumigatus* than the variously substituted tetrahydrobenzo[*h*]quinazoline-2-thiones and pyrimidine-2-thiones. In addition, among the eleven other 4,6-diaryl- and 4,5-fused pyrimidine-2-thiones, only two of them showed similar antimicrobial properties than **538c**, even if all of them have a less important zone of inhibition than the reference compound, namely Ampicillin trihydrate.



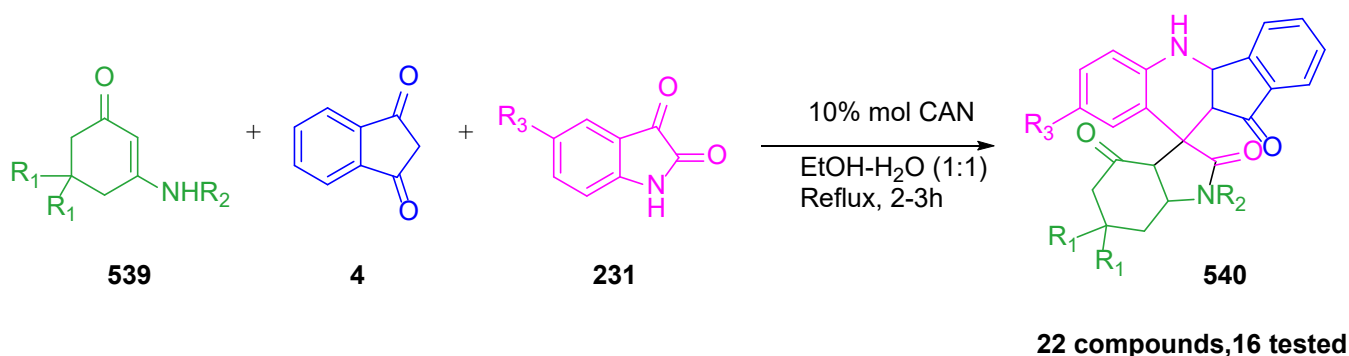
Scheme 160. Synthesis of pyrimidine-2-thiones **538** starting from indane-1,3-dione **4** along with their corresponding antibacterial and antifungal activities.

Table 38. Antibacterial and antifungal activities of **538** derivatives.

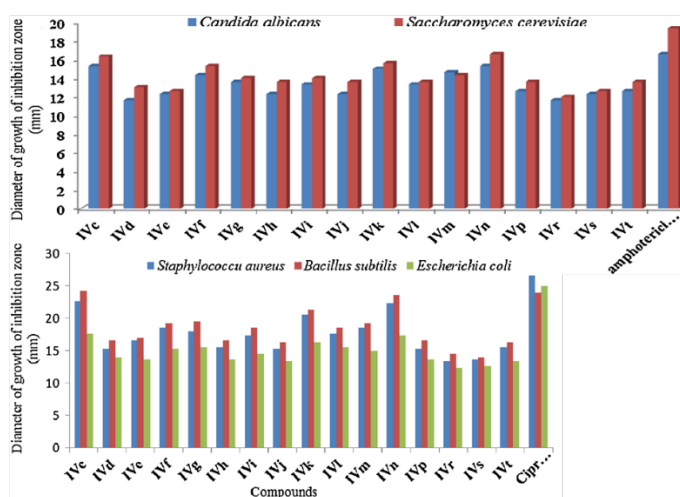
Entry	Zone of Inhibition/mm						
	Gram-Positive		Gram-Negative			Fungi	
	<i>B. subtilis</i>	<i>S. aureus</i>	<i>P. aeruginosa</i>	<i>E. coli</i>	<i>A. niger</i>	<i>C. albicans</i>	<i>A. fumigatus</i>
538a	9	10	6	8	8	10	11
538b	15	14	10	11	12	14	17
538c	21	24	12	14	19	17	19

Finally, in 2016, another research group designed a series of spiro[indolo-3,10'-indeno [1,2-*b*]quinolin]-2,4,11'-triones **540** by means of a three-component condensation of enamines **539**, isatin **231** and indane-1,3-dione **4** using a mixture of ethanol/water as the solvent and cerium ammonium nitrate (CAN) as the catalyst (see Scheme 161) [397]. As the main advantage of this approach, spiro[indolo-3,10'-indeno [1,2-*b*]quinolin]-2,4,11'-triones **540** could be obtained with short reaction times, in high yields and by using a simple synthetic protocol. From this viewpoint, spiro[indolo-3,10'-indeno [1,2-*b*]quinolin]-2,4,11'-triones **540** reported in this work could be obtained by a greener approach than that previously reported in the literature [300,398–401]. Antimicrobial activities of these compounds have been tested on Gram-positive bacteria (*S. aureus* and *B. subtilis*) and Gram-negative bacteria (*E. coli* and *P. aeruginosa*) as well as their antifungal activity in two yeasts: *Candida albicans* and *Saccharomyces cerevisiae*. Among the twenty-two molecules synthesized in this work, all of them showed good antibacterial and antifungal activities, but none of them were effective against *P. aeruginosa*. Nevertheless, the best results were obtained for **540-IVc**. Notably, **540-IVc** exhibited the lowest MIC of 16 mg/mL against *S.*

aureus, a MIC of 8 µg/mL against *B. subtilis* and a MIC of 64 µg/mL against *E. coli*. In the case of yeast, **540-IVc**, **540-IVk** and **540-IVn** showed the best inhibition ability against *C. albicans* and *S. cerevisiae* with inhibition zones of 15 and 16 mm, respectively. Furthermore, **540-IVc** and **540-IVn** were also determined as being more efficient against *B. subtilis* and *S. aureus*, the inhibition zone reaching 22 and 24 mm, respectively. However, despite these promising results, none of the new compounds could surpass the inhibition diameters obtained with the reference compound, i.e., ciprofloxacin (26, 24 and 25 mm against *S. aureus*, *B. subtilis* and *E. coli*, respectively).



Product	R1	R2	R3	Tested
IVa	CH3	C6H5	H	No
IVb	CH3	4-BrC6H4	H	No
IVc	CH3	4-ClC6H4	H	Yes
IVd	CH3	4-CH3C6H4	H	Yes
IVe	CH3	4-(OCH3)C6H4	H	Yes
IVf	H	4-ClC6H4	H	Yes
IVg	H	C6H5	H	Yes
IVh	H	4-(OCH3)C6H4	Br	Yes
IVi	H	4-CH3C6H4	Br	Yes
IVj	H	4-CH3C6H4	NO2	Yes
IVk	H	4-ClC6H4	NO2	Yes
IVl	H	C6H5	NO2	Yes
IVm	H	C6H5	Br	Yes
IVn	CH3	C6H5	NO2	Yes
IVo	H	4-BrC6H4	NO2	No
IVp	CH3	4-ClC6H4	NO2	Yes
IVq	H	4-BrC6H4	Br	No
IVr	CH3	n-butyl	Br	Yes
IVs	H	Cyclohexyl	Br	Yes
IVt	CH3	4-ClC6H4	Br	Yes
IVu	CH3	2-Furfuryl	Br	No
IVv	CH3	2-Furfuryl	NO2	No



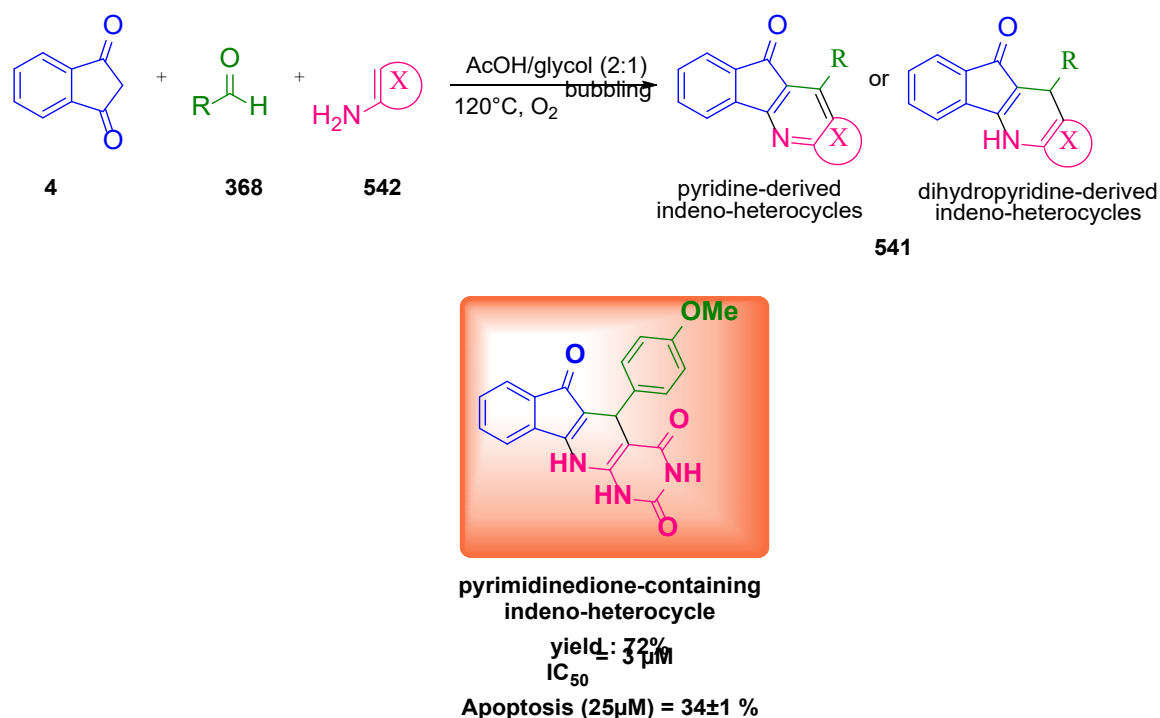
Scheme 161. Strategy used for the synthesis of spiro[indolo-3,10'-indeno[1,2-*b*]quinolin]-2,4,11'-triones **540**-(IVa-IVv) along with their graphical representations of the diameter of growth of inhibition (mm) against bacteria strains. Reproduced with permission from Ref [397].

5.2. Indane-1,3-diones as Anticancer Agents

Cancer is a generic name that regroups all diseases where the proliferation of abnormal cells is observed. Since only half of the cancer patients do not recover with systemic chemotherapy or obtain only a partial recovery, the development of anticancer agents is thus the focus of intense research efforts [402]. This research was also supported by the current incapacity to cure cancers combined with longer life expectancy but also by the fact that cancer is the second leading cause of death.

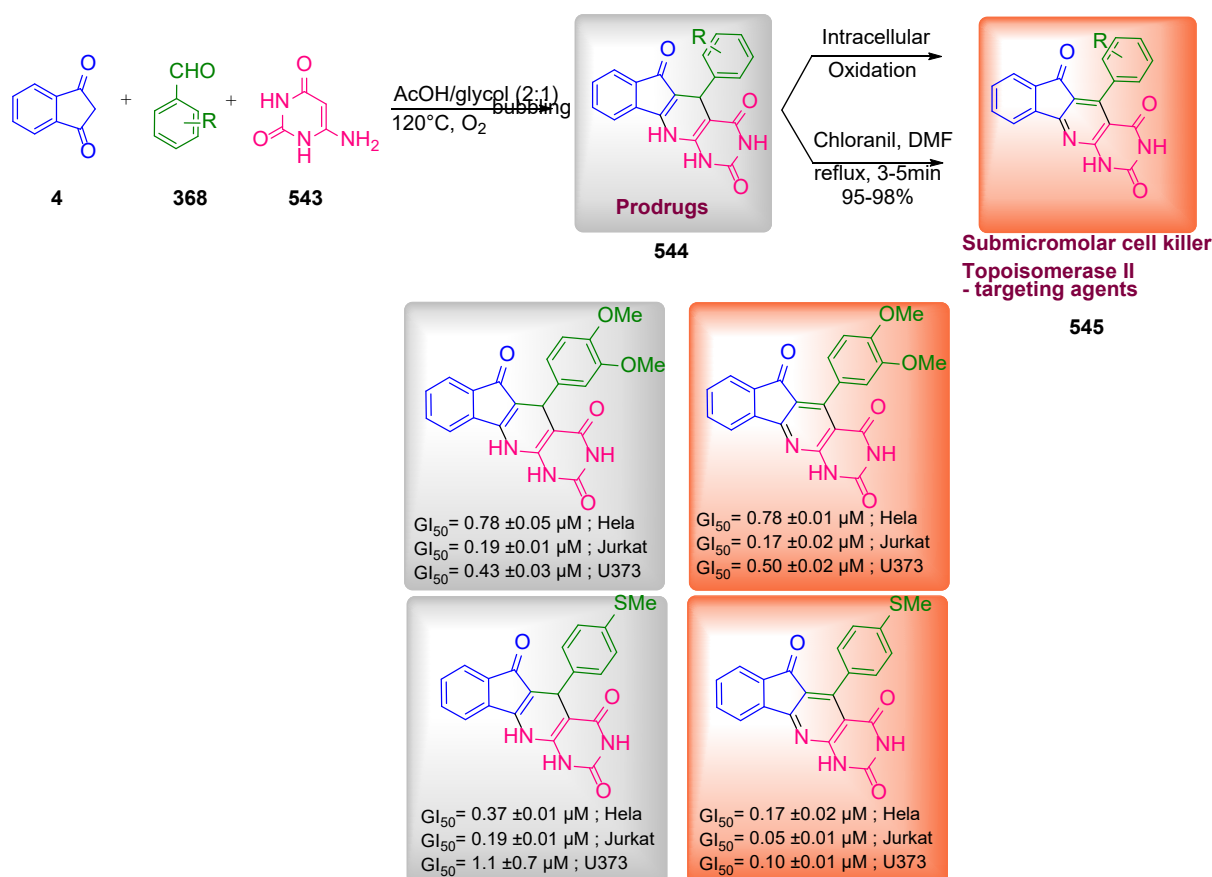
The combination of *N*-heterocycles and indenones has been widely studied during the last 40 years for the design of various compounds exhibiting anti-cancer properties [403–405]. Inspired by Onychine, which is a natural biologically active azafluorenone, numerous synthetic azafluorenones have been prepared and identified as exhibiting promising cytotoxic, phosphodiesterase inhibitory, adenosine A2a receptor antagonistic, anti-inflammatory/antiallergic, coronary-dilating and calcium-modulating properties

[406,407]. Following the course of these investigations, a series of indeno-heterocycles has been designed by an MCR involving indane-1,3-dione **4** as the building block, and a library of 33 indeno-heterocycles **541** could be obtained (see Scheme 162). All these molecules were evaluated for their potential cytotoxic and apoptosis-inducing properties [407]. As specificities, all molecules reported in this work exhibited the same indenopyridine moiety in order to maintain the planarity of the structure. Planar structures are required in order for these molecules to act as DNA intercalators and topoisomerase inhibitors. Even if a similar synthetic protocol was used for the synthesis of the 33 molecules, different structures were nevertheless obtained. These compounds were notably tested for their cytotoxicity on Jurkat cells, a model for human T-cell leukemia, with Annexin-V/propidium iodide assay [408]. However, cytotoxicity of molecules **541** remained low since viability of the Jurkat cells was around 85–98% relative to the control experiments, and apoptosis induction was even lower, ranging between 1–6%. Aniline, pyrazole and triazole-based indeno-heterocycles **541** proved to be totally inactive for apoptosis induction. Only the pyrimidinedione-containing indeno-heterocycle showed a somewhat enhanced cytotoxicity, the cell viability being reduced to 80%. All attempts to mix the pyrimidinedione-containing indeno-heterocycle with the other compounds did not improve the cytotoxicity, evidencing that the pyrimidinedione moiety was the key-element to obtain an acceptable cytotoxicity. To obtain a deeper insight into the biological activity of this pyrimidinedione-containing indeno-heterocycle, this compound was compared to etoposide, which is an anti-cancer clinical drug agent known for its remarkable cytotoxic effect through topoisomerase II-dependent DNA cleavage. The two molecules could manifest good apoptosis-induction activities against Jurkat cells. Furthermore, the indeno-pyrimidine compound could demonstrate better cell-killing and apoptosis-induction activities than etoposide at low concentration (cytotoxic $IC_{50} = 3 \mu M$). Nevertheless, clinical tests still need to be performed with this pyrimidinedione-containing indeno-heterocycle, and the authors also highlight the important drawback of poor water solubility of this compound, which may affect its future use as anti-cancer agent.



Scheme 162. MCR leading to two different structures of indeno-heterocycles **541**. Apoptosis properties were evaluated at 25 μM .

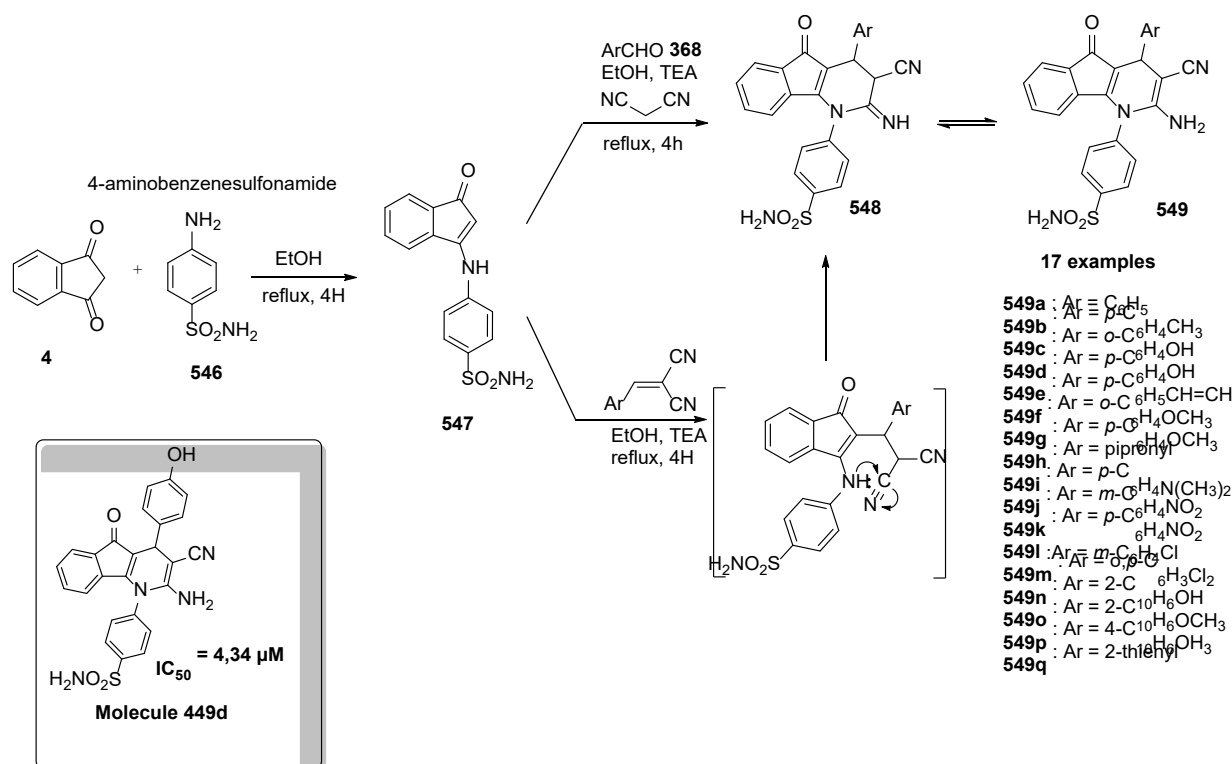
Three years later, in the continuation of the pioneering work initiated by Manpadi et al., another series of 35 pentacycle-based indeno-heterocycles **544** and **545** was prepared in order to investigate the cell-killing and the apoptosis mechanism toward a panel of human cancer cell lines [409]. All these structures were inspired by camptothecin, which is extensively used in traditional Chinese medicine. As the main motivation of this study, the authors suggested the drug action of these molecules to operate via an intracellular oxidation of the dihydropyridine cycle of **544**, leading to the formation of the pyridine moiety **545** in situ (see Scheme 163). To demonstrate this, all compounds were synthesized with a hydrogenated (“h”) and an aromatized (“a”) version of the indenopyridine core using the same three-component synthesis of that used by Manpadi. When no spontaneous oxidation was observed, an additional oxidation step with chloranil in DMF was required to obtain the aromatized structure. These molecules were further tested for their antiproliferative properties on a panel of human cancer cell lines (HeLa, Jurkat, MCF-7, A-549, Lovo, U373, SKMEL, PC3, MG-MID), representing many species of cancer such as T-cell leukemia, cervical, breast, or lung cancers. The authors demonstrated that the modification of the R group on the aromatic ring did not significantly modify the biological activity of the molecules, except that the molecule bearing R=H showed no cytotoxic activity. The biological tests also revealed that the dihydropyridines **544** do not have cytotoxic activities contrarily to the pyridine analogues **545**, supporting an intracellular oxidation process of the dihydropyridines **544** to the corresponding pyridines **545**.



Scheme 163. Camptothecin-inspired pentacycle-based indeno-heterocycles **544** and **545**.

Sulfonamides are well known to act as inhibitors of numerous human α -carbonic anhydrases [410]. Carbonic anhydrases are essential in humans, as these anhydrases are capable of catalyzing the reversible hydration of CO₂ and allow for the respiration and the transportation of carbon dioxide within the human body. In 2012, the idea of Ghorab et al. was to combine the remarkable properties of sulfonamides to that of indenopyridines,

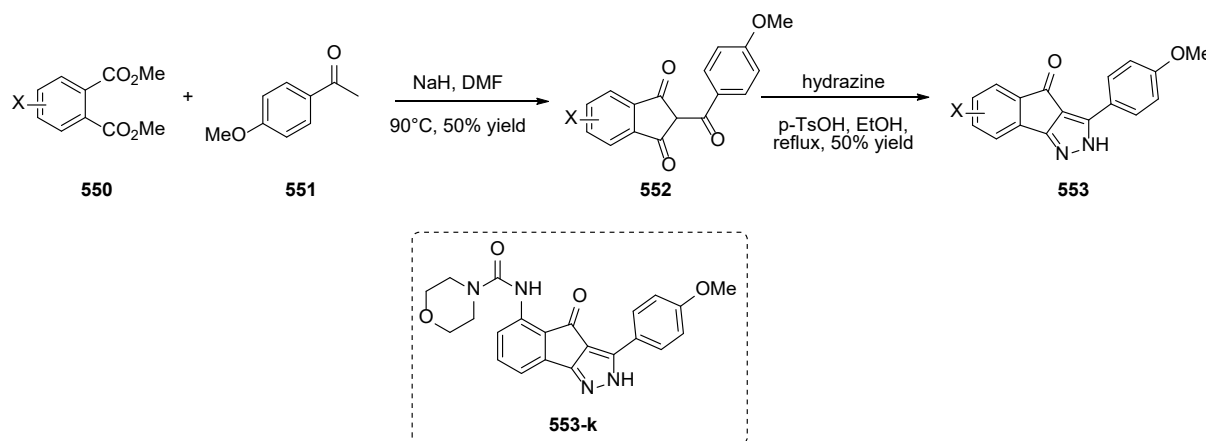
which also possess anti-cancer properties [411]. To obtain these structures (**549**), a two-step synthesis involving indane-1,3-dione **4**, 4-aminobenzenesulfonamide **546** and an aromatic aldehyde **368** as the starting materials was performed, the two steps being both realized in EtOH as the solvent. Anti-cancer activity of the resulting 18 compounds **549a–549q** was tested *in vivo* against breast cancer cell-line (MCF 7) and their biological activities compared to that of doxorubicin, a reference drug. Among all compounds, **549d** exhibited an IC_{50} of 4.34 μ M, lower than that of the reference doxorubicin (5.40 μ M), evidencing the pertinence of the approach. Furthermore, **549d**, which is specifically substituted with a hydroxyphenyl group at the 4-position and a cyano group at the 3-position exhibited an increased cytotoxic activity compared to the other compounds, and this specific substitution is certainly at the origin of the higher potency of this molecule (see Scheme 164).



Scheme 164. Synthetic routes to indenopyridine derivatives **549** examined in Ghorab's study.

Related to indenopyridines, indenopyrazoles are another family of structures showing important inhibiting tyrosine kinase activities, but also anti-cancer or anti-proliferative properties [412]. Nevertheless, for this purpose, indane-1,3-dione **4** was not directly used for their synthesis but a derivative containing a close scaffold: 2-(4-methoxybenzoyl)indan-1,3-dione **552**. Its synthesis is similar to that of compounds **4** and **67** described in Section I except that no heating was required for the last step to obtain the triketone molecule and, in a second step, the intramolecular cyclization of **552** with hydrazine hydrate could furnish the targeted indenopyrazoles **553**, as shown in Scheme 165 [413]. In 2002, another library of indenopyrazoles mainly substituted at the 5-position of aniline and at the 3-position with various groups was examined as Cyclin-dependent kinase (CDK) inhibitors [414]. Cyclin-dependent kinases play a key role in the cell cycle regulatory machinery and the replication process. Considering that the different indenopyrazoles can regulate the development of proliferative tumors such as cancers, these molecules have notably been tested against various cancer cell lines (HCT116, NCI-H460, PC-3, Mi-aPaCa-2, HT-29, HT-1080 and B16-F0). After selecting **553-k** for its good activity and selectivity against kinase targets ($CDK2/E$: $IC_{50} = 13$ nM, $CDK1/B$: $IC_{50} = 44$ nM), this molecule

exhibited good cytotoxicity, particularly for HCT116 cells, which died not only by CDK inhibition but also by activation of the apoptotic machinery and by inhibition of Rb phosphorylation. This strong activity combined with a remarkable selectivity of cells offers very promising therapeutic applications, explaining why several patents have been established for structures close to that of **553-k** [412,415,416].

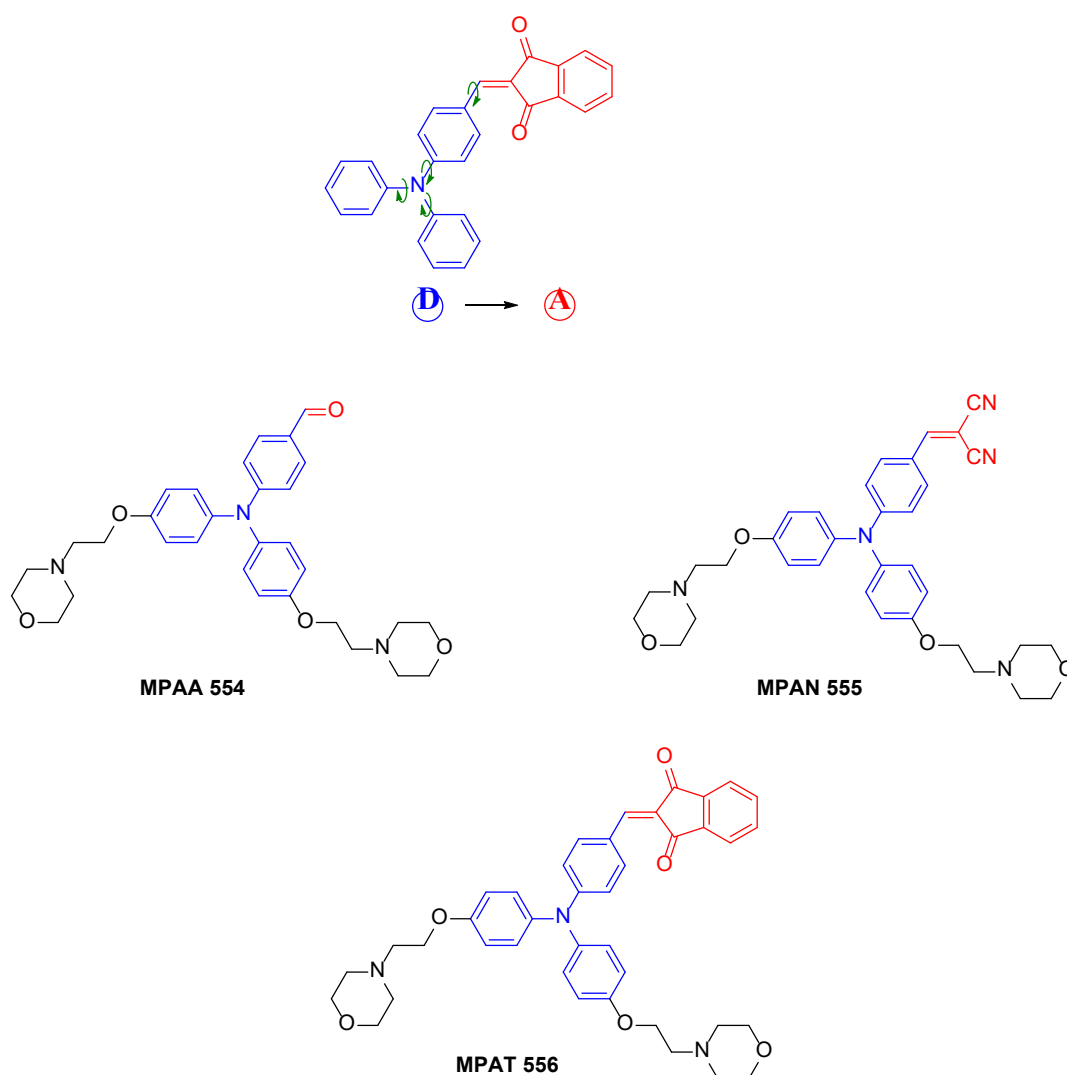


Scheme 165. Synthetic routes to indenopyrazoles and the best candidate **553-k**.

5.3. Indane-1,3-dione as Building Block for Bioimaging Agents

Fluorescent imaging techniques play an important role in medicinal chemistry by enabling to localize tumors at the cellular level and in this aim; extensive works are performed to develop fluorescent dyes capable of target specific cells or ions [417]. With the aim at gaining a better understanding of all these complex diseases, multiple recent techniques have been developed to visualize tumors, and numerous fluorescent agents have been proposed with indane-1,3-dione, which remains a cheap and versatile building-block in chemistry.

One of the most popular imaging techniques is named aggregation-induced emission (AIE). As specificity, dyes exhibiting AIE properties are often weakly emissive in solution but highly emissive in the solid state due to a restriction of the intramolecular rotations that constitute non-radiative deactivation processes. In addition to enhancing the fluorescence intensity of dyes, AIE is also extensively used for bioimaging due to its biocompatibility, its high-fidelity imaging, high brightness and long-living excited state favorable for an efficient in-situ imaging [418]. In 2020, an interesting study demonstrated that beyond imaging, AIE dyes could also be used for the generation of reactive oxygen species (ROS), enabling to combine bioimaging and photodynamic therapy (PDT) [419]. However, the key point of this strategy relies in a perfect targeting of the infected lysosomes by AIE dyes. To achieve this goal, three molecules based on triphenylamines were designed, bearing morpholines as pendant groups. In these structures, triphenylamine was used as the electron donor for the design of the different push-pull dyes and indane-1,3-dione, malononitrile or the formyl group were used as the electron acceptors (see **MPAA 554**, **MPAN 555** and **MPAT 556** in Scheme 166).



Scheme 166. “Push–pull” effect in IND-TPA with TICT schematisation used in this study.

Among the three dyes, **MPAT 556** exhibited the most red-shifted absorption and emission of the series so that this dye was the focus of extensive works. The three dyes showed a remarkable fluorescence stability since upon irradiation with a laser for 20 min., a decrease of less than 10% of the initial fluorescence intensity was determined, far from the loss of 50% determined with the benchmark LysoTracker Green DND-26 [420]. Examination of the fluorescence properties of **MPAA 554**, **MPAN 555** and **MPAT 556** in water revealed these dyes to exhibit high stoke shifts ranging between 187, 160 and 188 nm for **MPAA 554**, **MPAN 555** and **MPAT 556**, respectively. For **MPAT 556** displaying the most red-shifted emission, fluorescence maxima at 673 nm in water and 675 nm in the solid state could be determined. Conversely, for the other dyes, emissions located at 530 and 614 nm could be respectively determined in water for **MPAA 554** and **MPAN 555**. For these reasons, the indane-1,3-dione adduct **MPAT 556** was selected for the biological tests in A549, HeLa and HepG2 cells. No significant decrease for the cells’ viability was detected after 24 h of incubation, even at high concentration (100 μM), demonstrating that **MPAT 556** can be used for long-term monitoring of cells without inducing cells apoptosis. In vivo experiments in zebrafish also furnished nice lysosome images with a good dot distribution during imaging of vertebrates. Finally, the ability of **MPAT 556** to promote ROS production was evidenced while using H₂DCF-DA as the probe. In PBS buffer solutions, a 36-fold enhancement of the photoluminescence of H₂DCF-CA was evidenced, demonstrating the production of ROS by **MPAT 556** upon green light irradiation. In HeLa

cells, cell viability showed a remarkable decline, the cell viability reducing to 19% at 40 μM MPAT and after 10 min. of irradiation with a green light (see Figure 4).

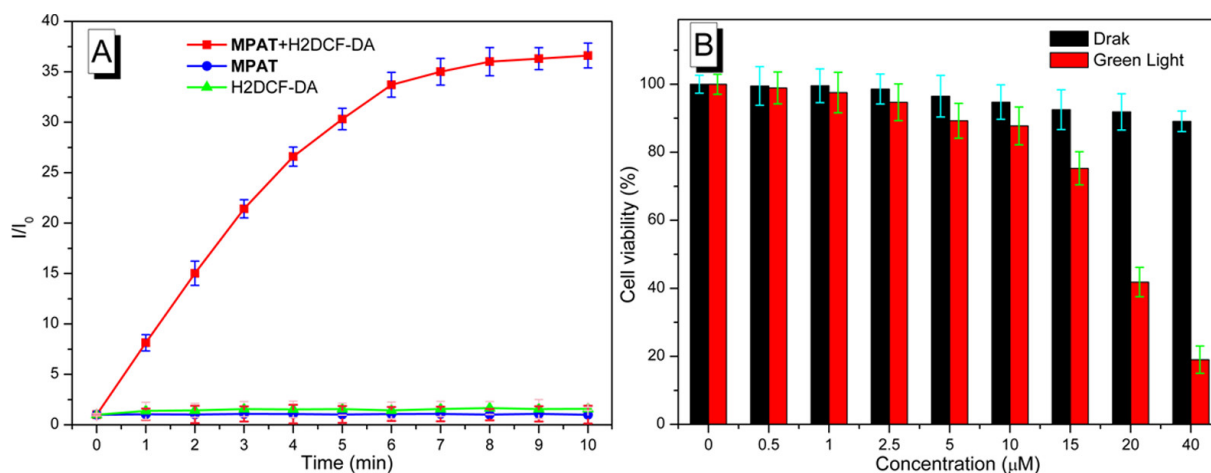
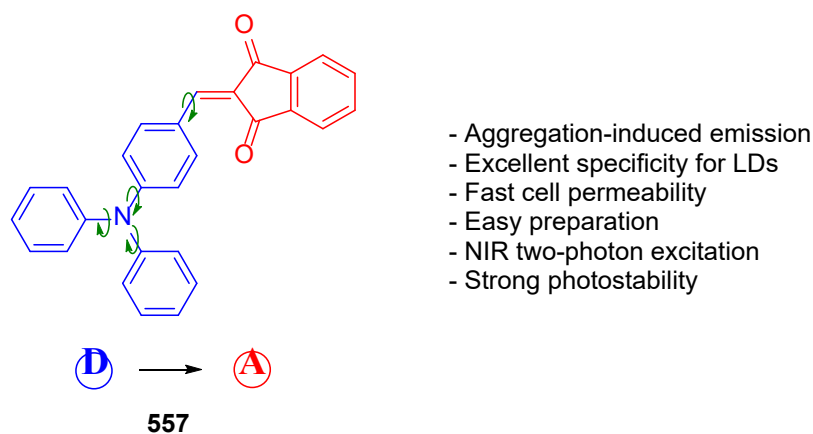


Figure 4. (A) Generation of ROS in PBS buffer. (B) Cell viability of HeLa living cells, stained with MPAT, upon irradiation with a green light for 10 min. Reproduced with permission from Ref. [419].

In 2017, Gao et al. used AIE dyes for a completely different application, namely the lipid droplet-specific (LD) imaging and the dynamic movement tracking [421]. Lipid droplets (LDs) are involved in many metabolic processes. However, conventional dyes used to stain LDs suffer from numerous drawbacks such that new fluorophores are actively researched. Several families of molecules have been tested over the years, but the different fluorophores exhibited numerous limitations such as aggregation-caused quenching (ACQ), low stoke shift (40 nm), high background noise or even difficulty of preparation [422–430]. Consequently, the molecule selected in this study was a classical push–pull dye made of triphenylamine, as the electron-donating group was connected to indane-1,3-dione acting as the electron-withdrawing group and prepared by means of a Knoevenagel reaction. In addition of its AIE properties, **557** also exhibits what is named a twisted intramolecular charge transfer (TICT), resulting from restricted intramolecular rotations in the solid state. Based on both AIE and TICT properties, **557** was thus identified as a promising candidate for LD-specific imaging and movement tracking due to its high two-photon absorption cross-sections in the near infrared (NIR) range (see Scheme 167). For this reason, **557** was notably used as fluorescent dye for near infrared (NIR) two-photon excited fluorescence (TPEF).



Scheme 167. Chemical structure of **557** and the different advantages of this AIE dye.

To evidence the AIE effect in **557**, UV–visible absorption and emission spectra were recorded in a THF/water mixture. A raise in the water fraction in THF from 0 to 70% led to a decrease in the fluorescence but also to a significant redshift not only of the emission spectrum (from 594 to 609 nm) but also of the absorption spectrum (from 478 to 489 nm), which can be attributed to TICT effects. A further increase in the water fraction in THF up to 99% induced a further redshift of the emission maximum up to 612 nm, resulting from the formation of nanoaggregates of average diameter of 119.6 nm, measured by light scattering analyses. Finally, **557** was tested on HCC827 and A549 cells. As shown in Figure 5, **557** could efficiently stain the cells with high signal-to-noise ratios. From the different tests, several advantages were determined for **557** such as:

- A fast permeability;
- An excellent selectivity for LD;
- A high photostability;
- A low cytotoxicity.

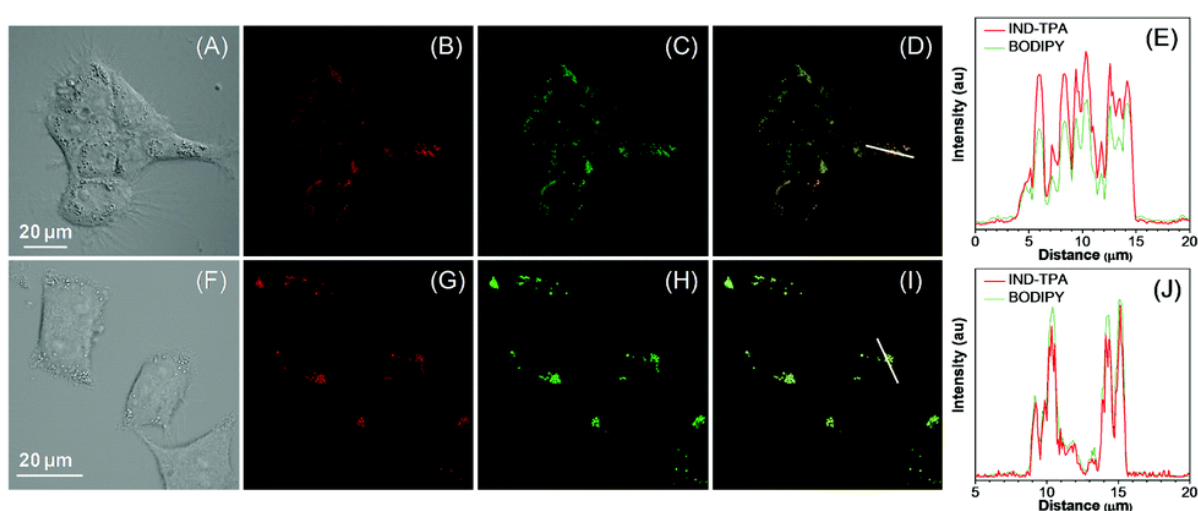


Figure 5. CLSM images of HCC827 (A–E) and A549 (F–J) cells after incubation with **557** (5 mM) and BODIPY493/503 (100 nM) at 37 °C for 15 min. (A,F) Bright-field images. (B,G) Fluorescence image from **557** and from BODIPY493/503. (D,I) The merged images. (E,J) The intensity profile of ROI lines. Scale bar = 20 μm. Reproduced with permission of Gao M, Su H, Lin Y, Ling X, Li S, Qin A, and Zhong Tang B. Photoactivatable aggregation-induced emission probes for lipid droplets-specific live cell imaging. Reproduced with permission from Ref. [421].

Finally, photostability of **557** was examined upon irradiation at 514 nm with a laser (7% power) for 10 min. As shown in Figure 6, the fluorescence intensity loss was less than 20%, evidencing the good photostability of this dye.

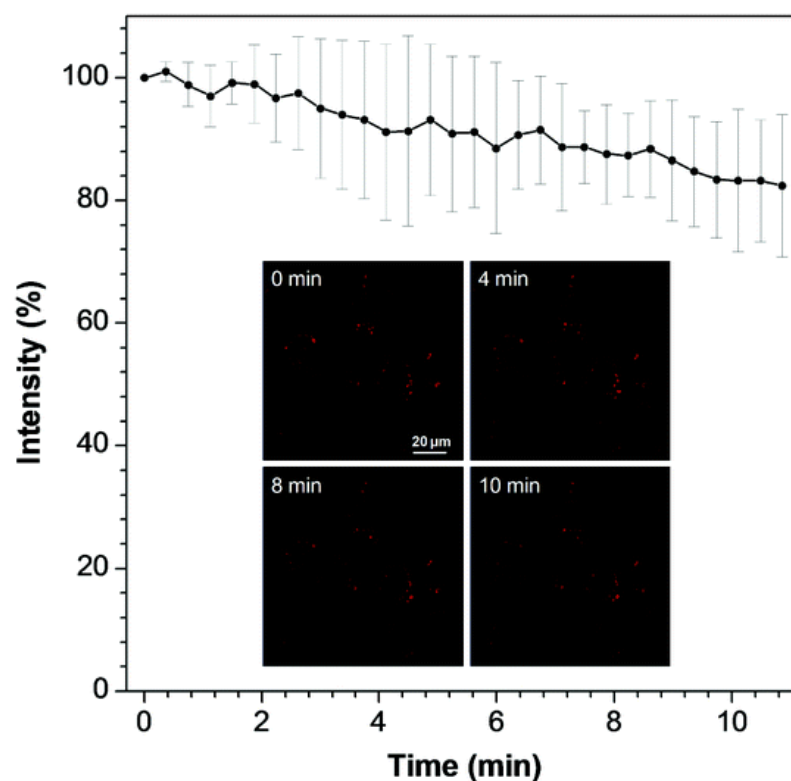
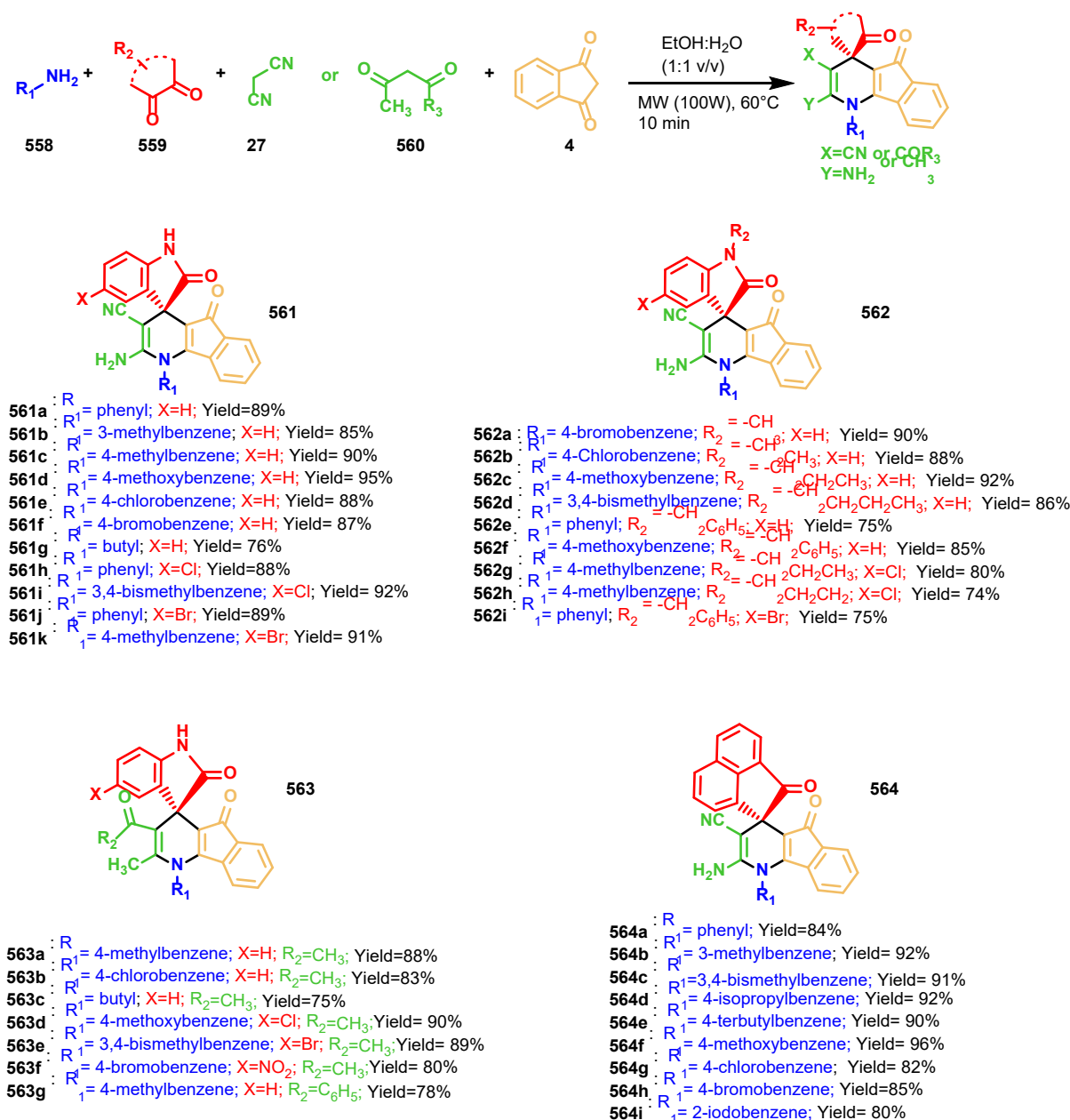


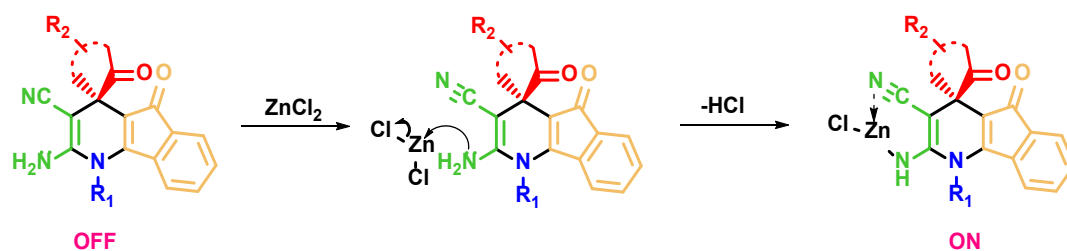
Figure 6. I/I_0 (%) of fluorescence intensity of HCC827 cells colored with **557** (5 μ M) with increasing time of irradiation at 514 nm with 7% laser power. Inset: Fluorescence images of HCC827 cells with increasing time of irradiation. Reproduced with permission from Gao M, Su H, Lin Y, Ling X, Li S, Qin A, Zhong Tang B. Photoactivatable aggregation-induced emission probes for lipid droplets-specific live cell imaging. Reproduced with permission from Ref. [421].

As we saw previously, the selectivity of dyes to target the right cells is a primordial need, especially when photodynamic therapy (PDT) is envisioned in complement to cell visualization. In 2019, Mondal et al. performed an MCR using indane-1,3-dione **4** as a component to elaborate a series of spiro-heterocyclic compounds **561-564** (see Scheme 168) that was subsequently tested as chromophores for the selective detection of Zn^{2+} ion and cell imaging [431]. Regarding specificity, this synthesis was realized by means of a microwave-assisted multi-component reaction (MWAMCRs); the reaction was carried out in EtOH, and the products could be obtained in pure form without chromatography, making this approach highly biocompatible.



Scheme 168. Series of molecules **561-564** synthesized by MWAMCR.

Nine of the compounds were selected for further tests aiming at evaluating the possibility to coordinate Zn²⁺ ion, determining the selectivity toward other ions other than Zn²⁺ or the fluorescence emission at physiological pH. Among the nine dyes, one of them (i.e., **564f**) was even selected for further in vivo tests on human hepatocellular liver carcinoma cells (HepG2 cells). This chemosensor could be successfully used as an intracellular Zn²⁺ imaging agent due to its remarkable cell permeability properties, where this molecule exhibited a fluorescence compartment only when coordinated with Zn²⁺ even in vivo. Cytotoxicity tests also revealed **564f** to be weakly toxic since the cell viability was higher than 90% at 10 μM. Thus, **564f** can be effectively used in vivo as chemosensors for the detection of Zn²⁺ cations. A mechanism supporting the enhancement of fluorescence upon coordination to Zn²⁺ cations was also proposed by the authors and is depicted in Scheme 169.

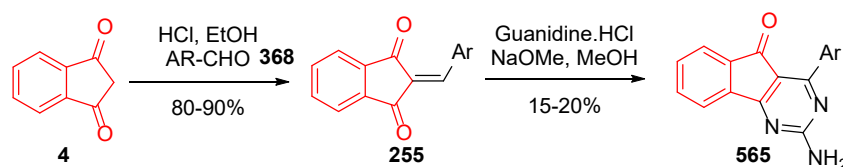


Scheme 169. Plausible mechanism of the above molecules in the presence of Zn^{2+} cations.

5.4. Indane-1,3-dione in Neurology Drugs

The brain is the most complex organ in humans, and its working principle is still not fully understood yet, which explains the lack of medicines specific to this organ, despite all the research performed in this field. Moreover, the eldering of the populating on Earth will cause a significant increase in the neurodegenerative diseases that usually occur after 65 years, so that the demand on treatments for these illnesses will increase in the coming decades [432,433]. Parkinson's disease (PD) is one of the most important neurodegenerative diseases and causes an important loss of dopamine in the brain, altering motor function cognition and the mood of the patient. Common treatments to PD are antagonists of two brain receptors, namely A_{2A} and A_1 . However, it is still unknown yet if either one of the two brains receptors plays a more important role than the other in the disease [434].

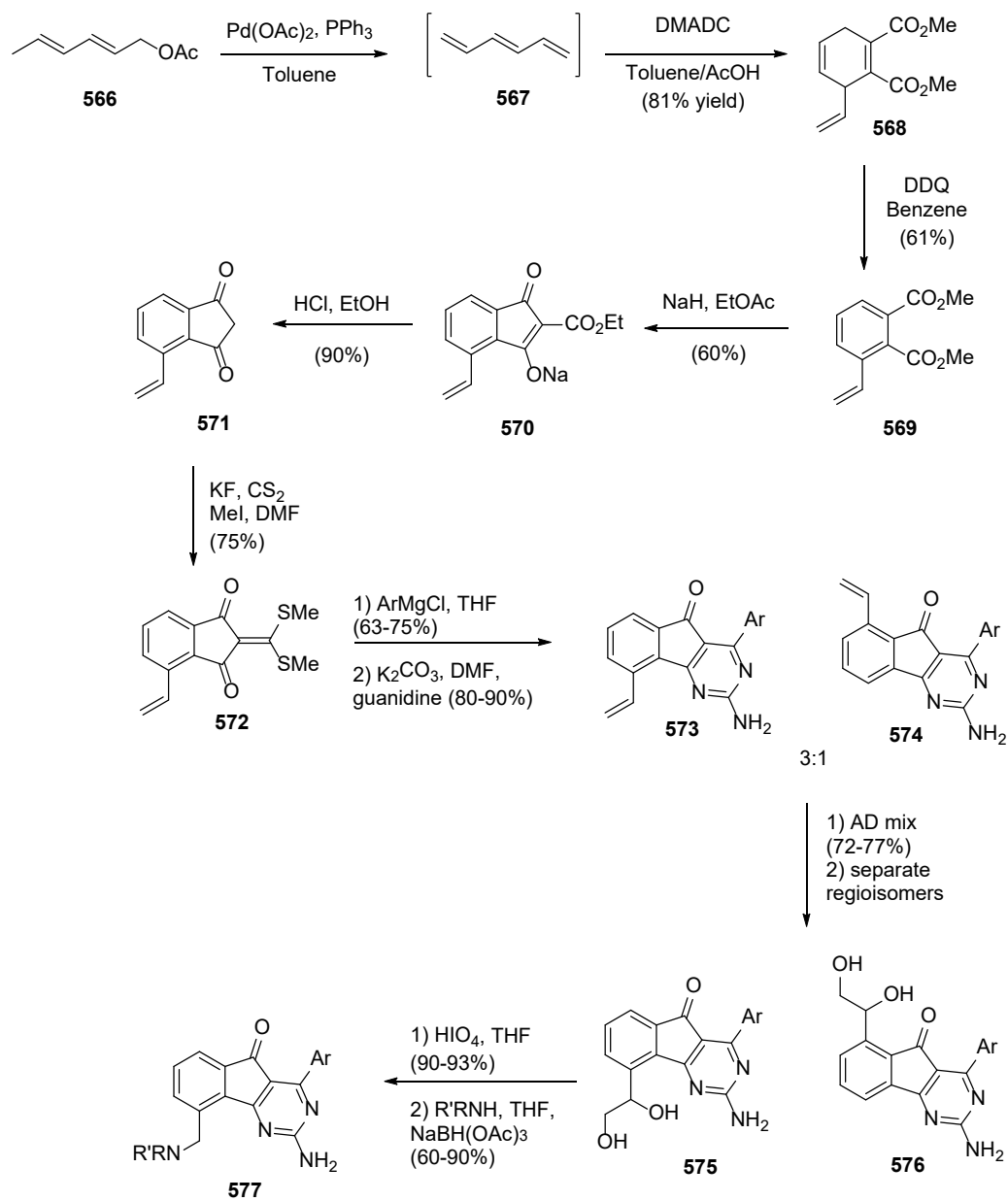
In this context, Shook's team published a series of arylindenopyrimidines **565** that were developed as potential dual A_{2A}/A_1 antagonists and that could be potentially used for the treatment of AD [435]. These arylindenopyrimidines **565** were synthesized through a two-step synthesis using indane-1,3-dione **4** as the starting material (see chemical structures in Scheme 170). In vitro and in vivo tests performed with eight molecules revealed unequal results depending on the substitution pattern. Notably, the different tests revealed the necessity to let the NH_2 group be unsubstituted, whereas the substitution of the pendant aromatic group had almost no incidence on the in vivo and in vitro activity. Furthermore, molecules substituted with morpholine or pyrrolidine groups showed the highest in vivo activity in mouse catalepsy.



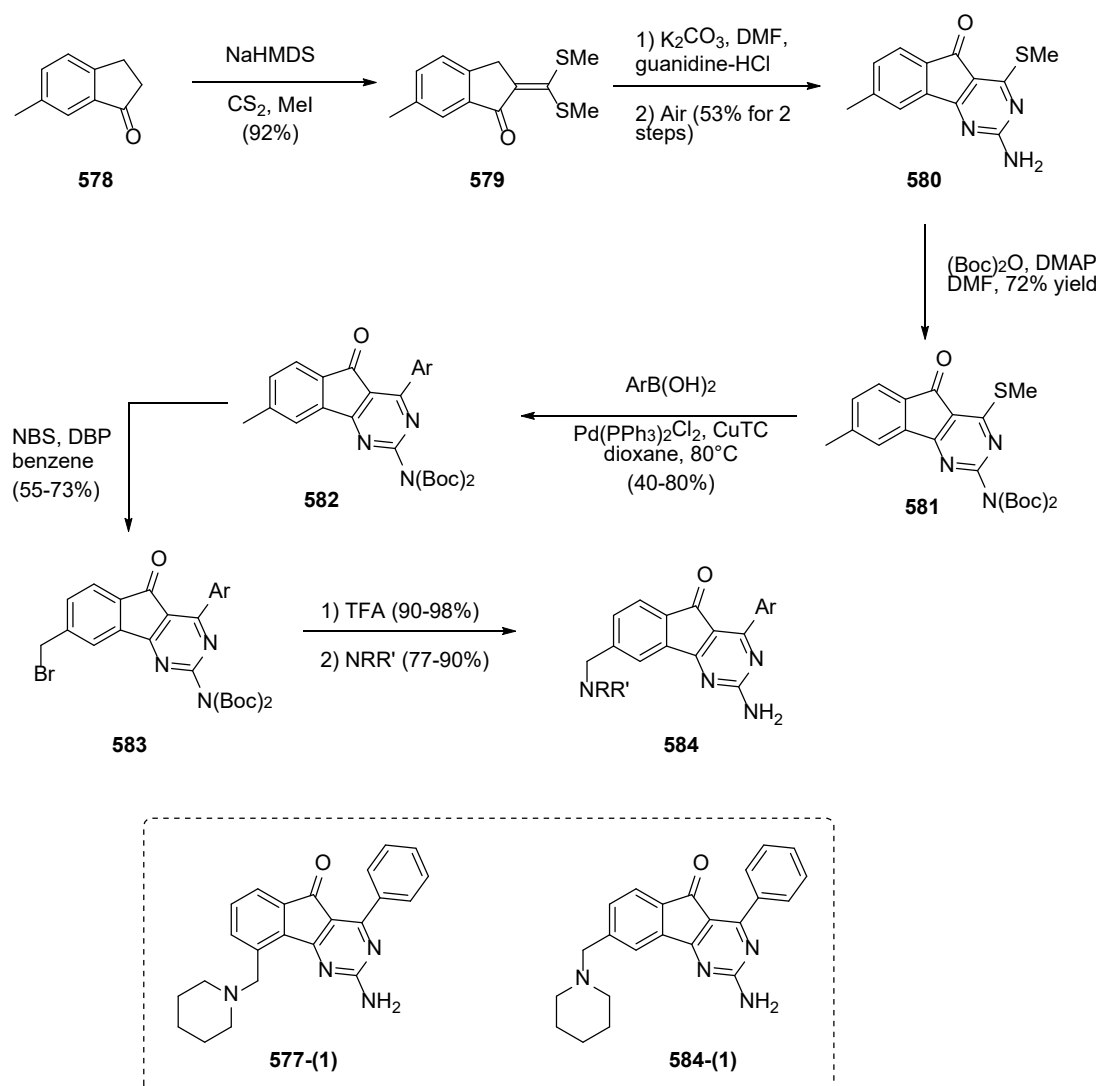
Scheme 170. Synthetic route to arylindenopyrimidines **565**.

To improve the biological activity, two different syntheses were developed to obtain substitutions on the heterocycle next to the indane group. The 12-step synthesis developed by the authors could give access to twelve compounds **577** substituted at the 9-position, and the seven-step synthesis developed in parallel could furnish 12 other compounds **584** substituted at the 8-position (see Scheme 171).

The 12-steps synthesis

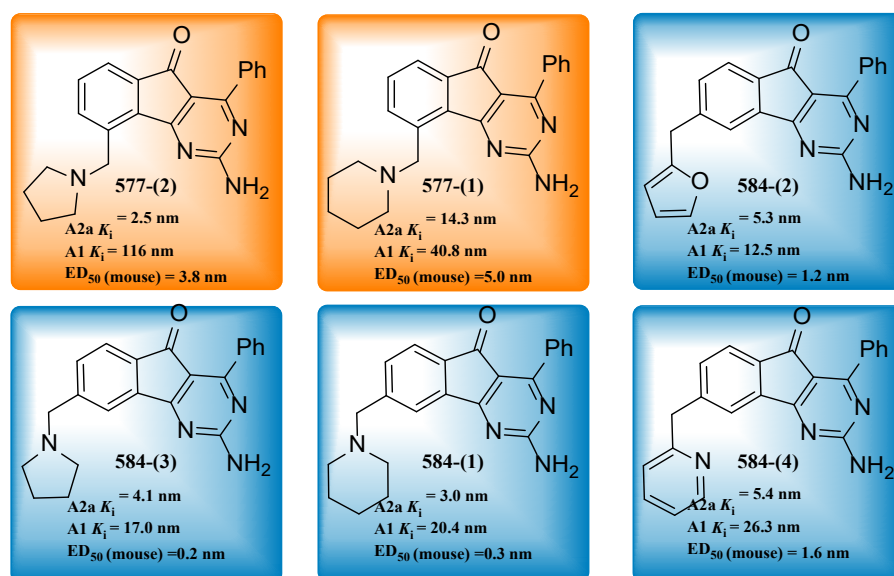


The 7-steps synthesis



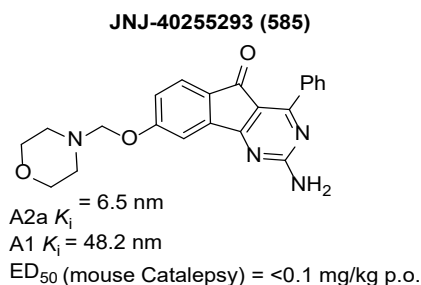
Scheme 171. Summary of the synthetic strategy developed to access compounds **577** and **584** substituted at the 8- and 9-positions.

Comparison between the two series of analogs **577** and **584** revealed an improved biological activity for all molecules substituted at the 8-positions compared to those bearing a substitution at the 9-positions. Notably, a difference in the mouse catalepsy as high as 0.2 and 10.7 mg/kg for the ED₅₀ for the regioisomers **577**-(1) and **584**-(1) bearing a piperidine substituent could be determined. Furthermore, several adducts, particularly those containing cyclic amines and heterocyclic functions attached with an alkyl secondary amine showed ED₅₀ in the micro-scale for the mouse catalepsy. These adducts also showed decent in vitro activity so that these structures can be cited as promising candidates for AD treatments (see Scheme 172). Nevertheless, the lack of the commercially available substituted indane-1,3-diones allowing access to these structures is relatively complex and costly.



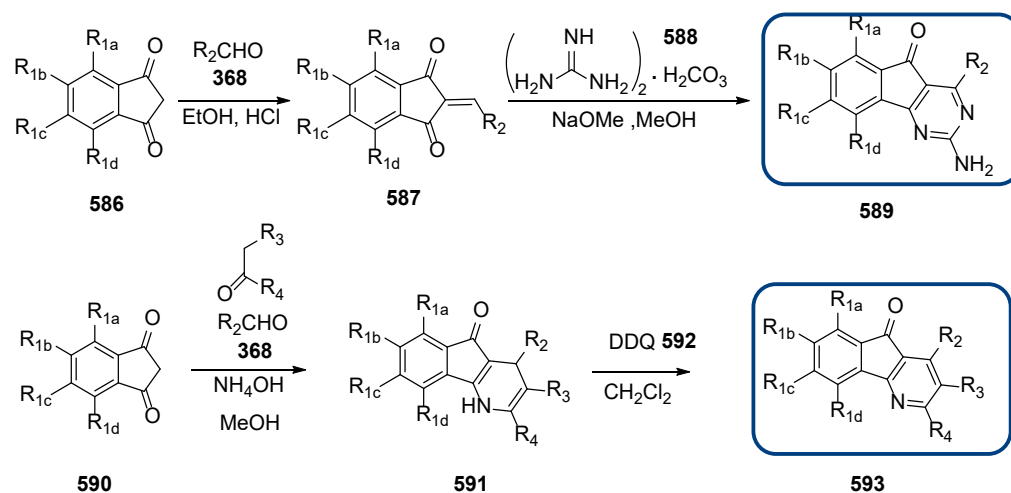
Scheme 172. Comparisons between six compounds substituted at the 8- and the 9-positions for their in vitro and in vivo activities. In vitro activity for A2a and A1 functional assays and in vivo results for mouse catalepsy at 10 mg/kg, po.

Furthermore, these structures remain promising, as exemplified with JNJ-40255293 (**585**) for which preclinical tests have been carried out (see Scheme 173) [436]. These additional tests revealed a better selectivity of the JNJ-40255293 antagonist toward the A2a receptors than the A1 ones. Unfortunately, preclinical tests were rapidly abandoned due to genotoxicity, neuronal necrosis and edema observed in several animals [437].



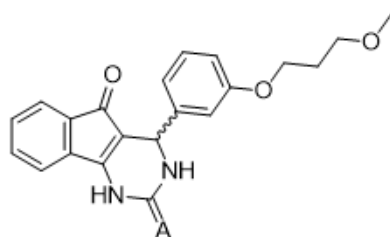
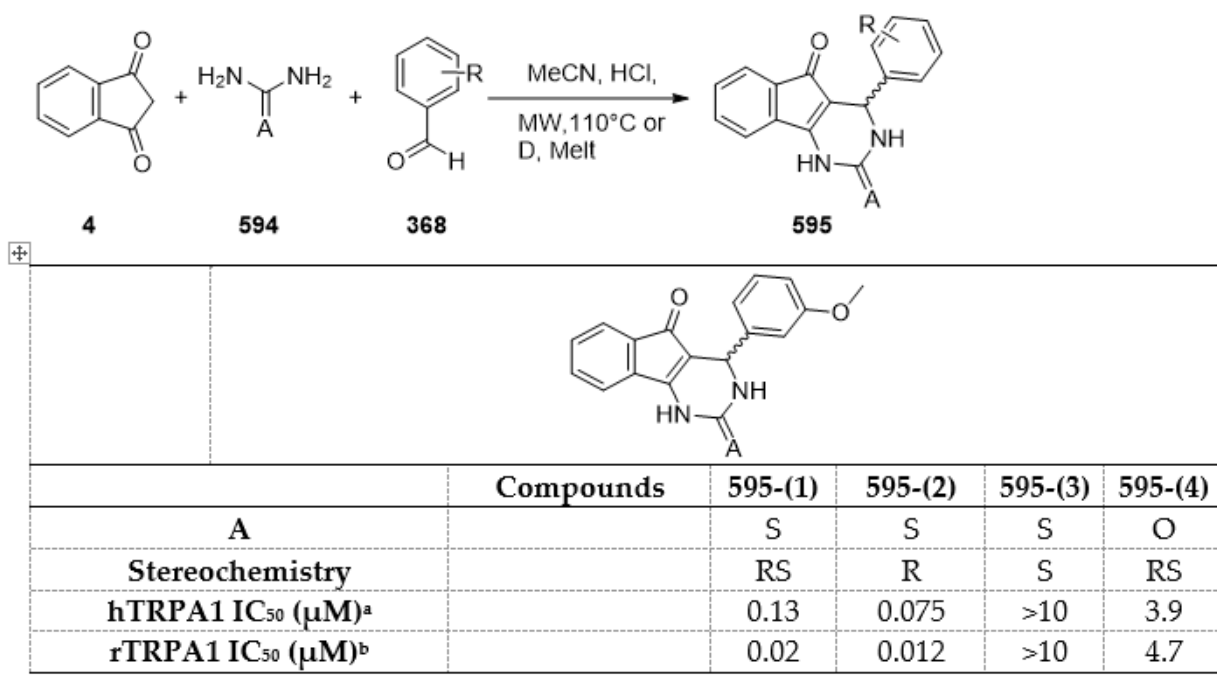
Scheme 173. Chemical structure of JNJ-40255293 (**585**).

In 2002, more promising results were obtained with another series of indeno-fused structures, namely arylindenopyridines **588** and **593** that were patented for AD treatments (see Scheme 174) [438]. To support the biological efficiency, the authors suggested a binding of arylindenopyridines onto the A2a receptors. Anti-inflammatory activity was also identified, with phosphodiesterase (PDE)-inhibiting activity. The starting materials for these syntheses were various 1,3-indanedione adducts (**586** or **590**), such as 5-nitroindane-1,3-dione (see Scheme 138). The MCR used to access to these structures involved in the first step a Knoevenagel reaction between the indane-1,3-dione derivative **586** or **590** with the appropriate aldehyde **368**, followed by a condensation of guanidine carbonate **588** to the push-pull compound **587** to form the indenopyrimidine **589**. In the case of **491**, an aromatization with DDQ was required, providing **593**. The selectivity toward the A2a receptor and A1 were tested in vitro, and it turned out that some of these molecules could exhibit K_i lower than 50 nM, particularly with the A2a binding. Despite these interesting preliminary results, no in vivo tests were performed with these molecules.



Scheme 174. Strategy employed for the synthesis of arylindenopyridines **589** and **593** in the patents.

In 2011, a series of tricyclic 3,4-dihydropyrimidine-2-thiones **595** was proposed as a potential A_1 receptor and TRPA1 antagonists. The TRPA1 channel is implicated in numerous inflammatory or neuropathic pains [439]. These molecules were notably prepared via a Biginelli reaction with indane-1,3-dione **4** due to which the effects of the substitution of the phenyl groups along with the replacement of urea by thiourea in the cyclization reaction were studied. According to the *in vitro* tests performed on human and rats cells, experimental results revealed that all compounds prepared with thiourea were more biologically active than those prepared with urea. Influence of the stereochemistry is also clearly evidenced, as shown for compounds **595-(3)** and **595-(4)**. Thus, for **595-(2)**, a half maximal inhibitory concentration hTRPA1 IC_{50} of $0.075\mu M$ was determined for the *S,R*-stereoisomer, whereas for the *S,S*-stereoisomer **595-(3)**, an hTRPA1 IC_{50} higher than $10\mu M$ was determined (see Scheme 139). The *meta*-substitution on the phenyl ring could induce a significant increase in the activity (see Scheme 175).



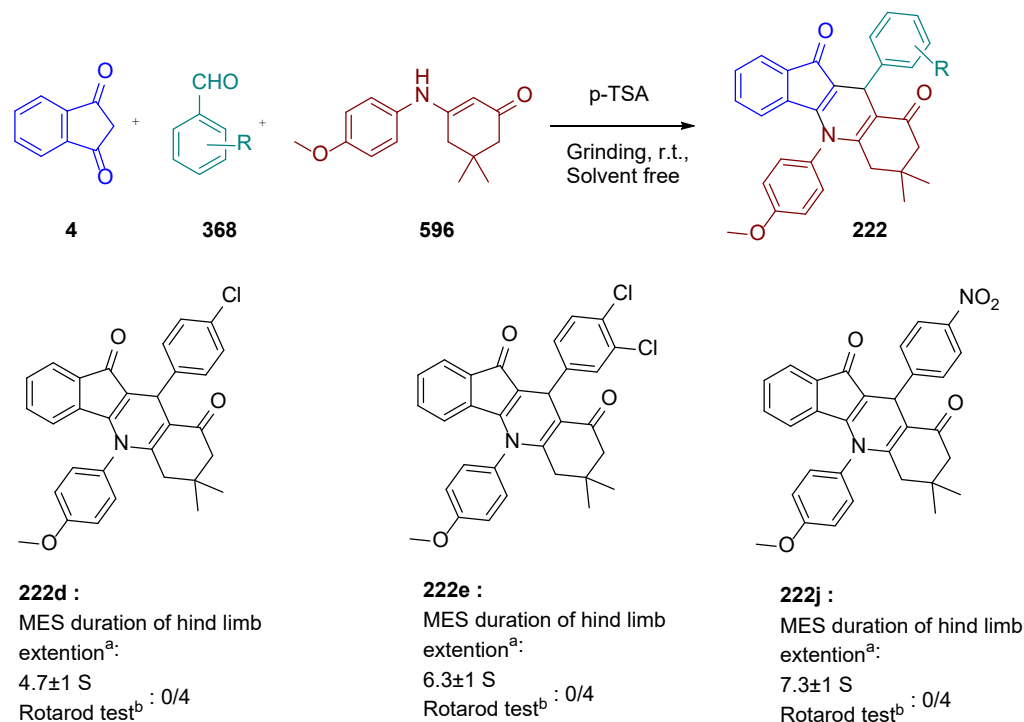
595-(5)	595-(6)	595-(7)	595-(8)
S	S	S	O
RS	R	S	RS
0.05	0.013	>10	1.7
0.011	0.004	>10	0.5

Scheme 175. Synthesis of tricyclic 3,4-dihydropyrimidine derivatives **595** via Biginelli reaction along with the most promising compounds. ^a human TRPA1 antagonism ^b rat TRPA1 antagonism.

Nevertheless, only in vitro tests were performed with these molecules, and the authors highlighted some drawbacks such as a low solubility, a poor metabolic stability and the potential toxicity of thiourea used to prepare these molecules [440].

In 2015, Ahmed et al. described a solvent-free three-component synthesis based on 1,3-indanedione as the starting material and developed a series of 14 potential anticonvulsant compounds with this strategy [243]. Seizure is a transient occurrence of signs and/or symptoms due to an abnormal excessive or synchronous neuronal activity in the brain [441]. This condition is often affiliated with epilepsy, which concerns about 0.5–1% of the population. Moreover, serious improvement needs to be performed concerning their efficiency but also to address the important issue of side effects [442]. The authors principally acted on one factor, namely the substitution on the pendant phenyl group. After synthesis, each molecule was tested via an anticonvulsant evaluation with the maximal electroshock (MES) method and compared with the results obtained with a standard drug, i.e., phenytoin, along with their toxicity with the Rotorod test. Most of the compounds designed in this study seemed to have positive effects on seizures ranging from moderate to good

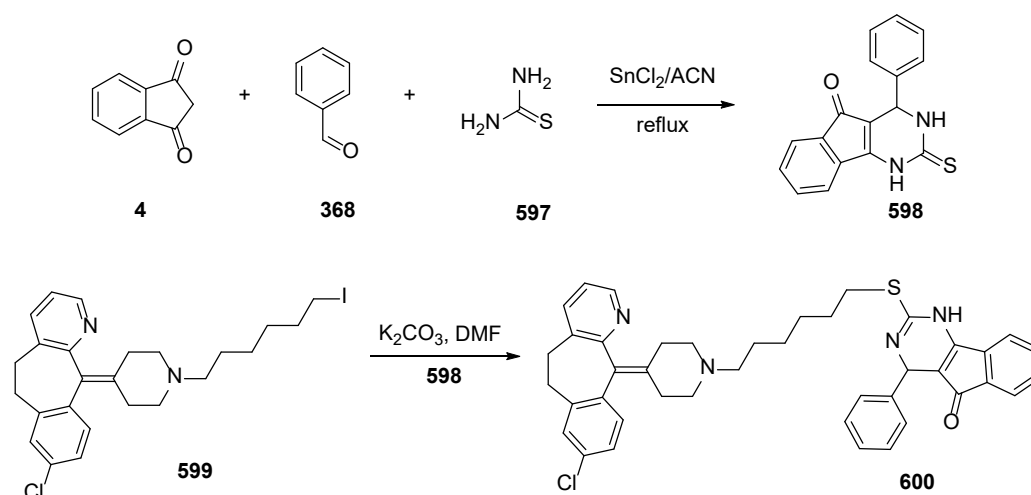
activity, particularly **222d**, **222e**, and **222j** (see Scheme 176), which proved to be significantly active at a dose of 40 mg/kg. Moreover, the Rotarod tests showed no toxicity for all the compounds tested. However, none of them were as efficient as the reference compound phenytoin.



Scheme 176. MCR for the synthesis of **222** with three examples having decent anticonvulsant activity. a, Values represent means SEM. (n = 3). b, Rotarod toxicity (number of animals exhibiting toxicity/number of animals tested).

Among the neurodegenerative diseases, Alzheimer's disease (AD) is the most common one, but this disease is also badly treated. During the last 25 years, only five medicines were approved for AD treatment with two different strategies of action. Thus, cholinesterase inhibitors (ChEIs) such as tacrine (1), donepezil (2), rivastigmine (3) and galantamine (4) were proposed in parallel to N-methyl-D-aspartate (NMDA) antagonists such as memantine (5) [443]. Nonetheless, none of them can repair the damage or delay the disease progression, which could constitute a major improvement in this field. The aggregation of a small peptide named amyloid β ($A\beta$) is associated with AD, and the inhibition of both cholinesterase sites (acetylcholinesterase, AChE, and butyrylcholinesterase, BChE) may prevent this aggregation [444].

In 2018, Tanoli et al. developed a series of tricyclic fused ring systems exhibiting activity against both acetylcholinesterase (AChE) and butyrylcholinesterase (BChE). Precisely, this study was supported by previous works reported in the literature, demonstrating that other tricyclic structures based on pyrimidine or quinazoline could act as AChE and BChE inhibitors [445]. In order to access the pyrimidine-fused rings, indane-1,3-dione **4** was used in a Biginelli reaction along with thiourea **597** and benzaldehyde **368** (Scheme 177).



Scheme 177. Synthetic route to dihydropyrimidine.

The dihydropyrimidine (DHPM) scaffold is a potential inhibitor of cholinesterases so that *in vitro* tests were carried out. Interesting results were obtained with these molecules since the introduction of the indanone-pyrimidine fused ring could lead to an improved inhibition activity compared to tacrine and donepezil for both electric eel AChE ($IC_{50} = 0.09 \mu\text{M}$) and equine serum BChE ($IC_{50} = 1.04 \mu\text{M}$) assays. These results are close to that obtained with the commercially available Donepezil with $IC_{50} \text{ eelAChE} = 0.05 \mu\text{M}$ and $IC_{50} \text{ eqBChE} = 5.4 \mu\text{M}$. Docking studies on this molecule have also exposed the well accommodation of this molecule into the bottom of the gorge and the importance of the hydrogen bonding with its environment, such as Ser200, or even the phenyl ring at the 4-position, which forms π - π stacking interactions with trp84 (see Figure 7).

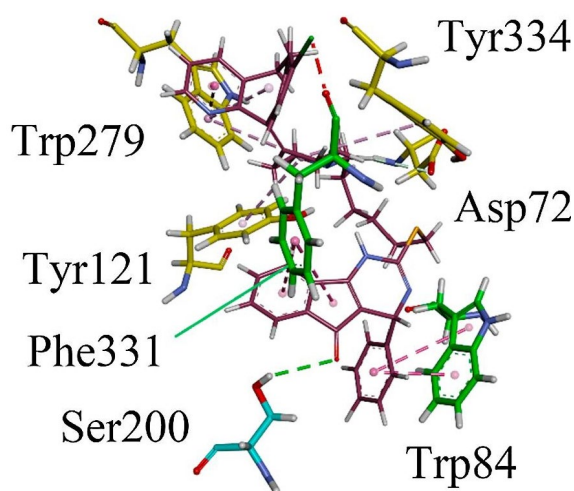
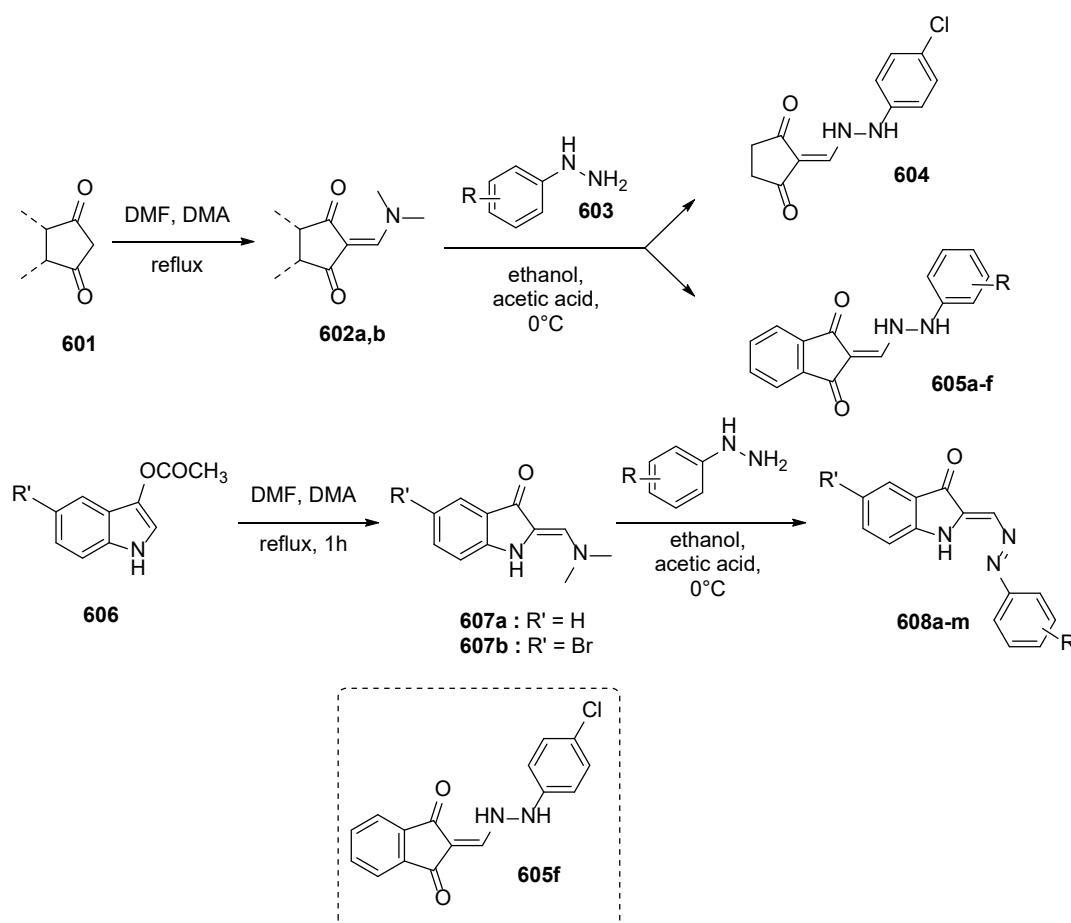


Figure 7. Close-up depiction of the lowest-energy three-dimensional (3-D) docking poses of 600 into the binding site of *Torpedo californica* acetylcholinesterase TcAChE. Reproduced with permission from Ref. [445].

In 2010, the good activity of 2-[(2-(4-chlorophenyl)hydrazinyl) methylene]-1*H*-indene-1,3(2*H*)-dione **605f** as a novel inhibitor capable of prevent amyloid aggregation ($IC_{50} = 23 \mu\text{M}$) [446] motivated the group of Campana to obtain a deeper insight into the biological activity of this molecule and in this aim a series of indane-2-arylhydrazinylmethylene-1,3-diones **605a–f** and indol-2-aryldiazenylmethylene-3-ones **608a–m** (see Scheme 178) [447].

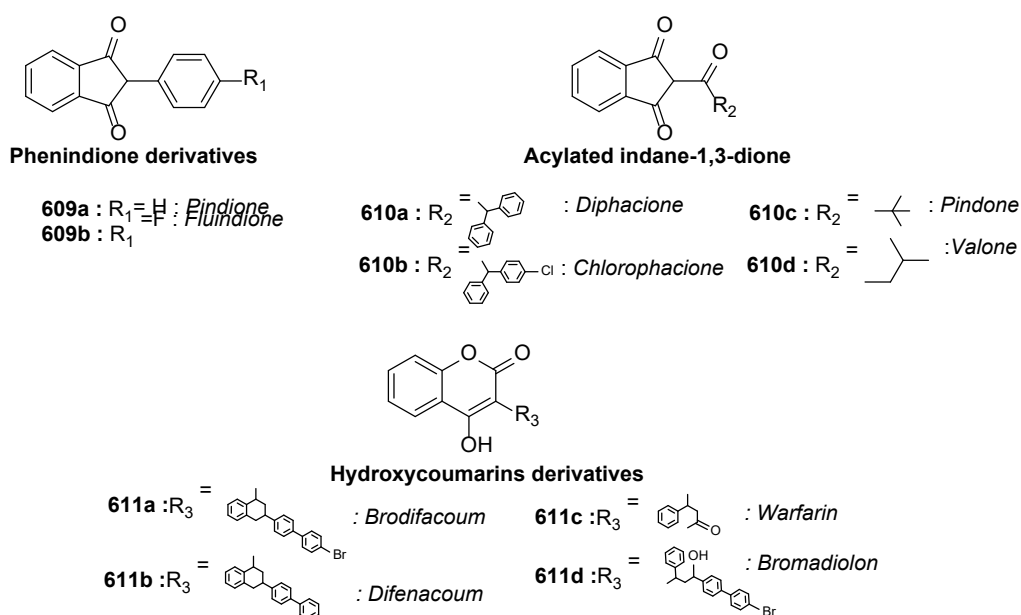


Scheme 178. Chemical structures of indane-2-arylhydrazinylmethylene-1,3-diones **605a–f** and indol-2-aryldiazenylmethylene-3-ones **608a–m**.

In this work, the authors clearly highlight a significant increase in the biological activity with the molecules prepared with indane-1,3-dione compared to those prepared with 1,3-cyclopentanedione. Nonetheless, even if all the compounds exhibited decent to good AB aggregation processes, none of them could overcome the reference quercetin ($IC_{50} = 0.8 \mu M$).

5.5. Indane-1,3-dione as Anticoagulant Drugs

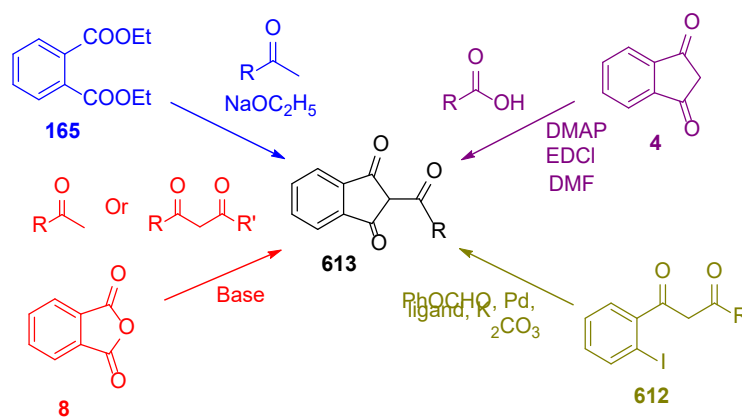
One of the oldest utilizations of indanedione derivatives in medicine concerns the anticoagulant properties. Since the 1940s, several authors reported the insecticidal properties of acylated indane-1,3-diones (see Scheme 179), especially for houseflies [154]. Later on, this toxicity has been attributed to an anticoagulant property, especially marked for acylated indane-1,3-diones (see Scheme 179) [448]. However, this activity can also be used as treatment for vitamin K antagonists (VKAs), as observed for phenindione derivatives (see Scheme 179) [449]. However, pheindione is not so much used anymore and was replaced by its homologue, fluindione, or other coumarins VKA due to side effects such as hypersensitivity identified for pheindione [450]. However, despite a proven efficiency as vitamin K epoxide reductase, fluindione **609b** is used almost only in France because of a lack of study data on old people [451].



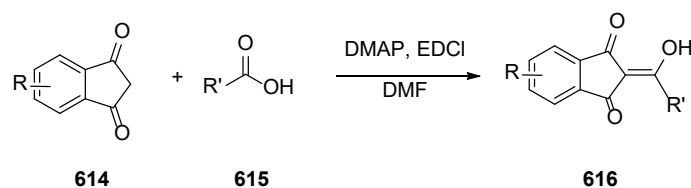
Scheme 179. Chemical structures of various indane-1,3-dione derivatives **609–611** with anticoagulant properties.

The synthesis of these indane-1,3-dione derivatives is actually not performed anymore starting from the unsubstituted indane-1,3-dione, but a recent study uses a similar structure with indane-1,3-dione as the starting material [452]. Nonetheless, this molecule is only an intermediary of reaction for the synthesis of 2,3-disubstituted indoles.

Concerning the synthesis of acylindanediones **613**, the standard synthetic strategy is quite similar to that used for indane-1,3-dione **4** since it consists in a Claisen condensation using an alcoholate as the base (see Scheme 180) [453]. However, an alternative was proposed in 2018 by Larsen et al. involving indane-1,3-dione **4** as the starting material with the possibility to afford 25 different C2 acylated 1,3-indandiones **616** (see Scheme 181) [454]. This strategy, which is quite efficient, makes use of an easy set up and producing the molecules in high yields using 1-ethyl-(3-(3-dimethylamino)propyl)-carbodiimide (EDCI) and 4-dimethylaminopyridine (DMAP) as the coupling agents. Furthermore, all tests made with this new strategy have only been performed at a small scale compared to the initial synthesis.



Scheme 180. The different synthetic routes to acylindane-1,3-diones **613**.



Scheme 181. New synthetic route developed by Larsen et al. to access to acylindanediones **616**.

These type of indanes are more commonly used as rodenticides than as for pharmaceutical purposes. All commercially available rodenticides are either 4-hydroxycoumarins or indane-1,3-diones and even if coumarins are more widely used, a resistance has recently been evidenced toward derivatives such as Warfarin. At present, less resistances have been identified toward indane derivatives. Chlorophacinone, which belongs to the first generation of rodenticides, is still commonly used in many countries. Even if the second generation is more effective against rodents, their impact on the environment is quite significant with multiple poisoning detected in cats, dogs or even otters [455,456].

6. Conclusions-Perspectives

Indane-1,3-dione is a versatile molecule that has found applications in numerous research fields. Directly related to the broadness of applications, numerous synthetic routes have been examined first to prepare indane-1,3-dione, the corresponding derivatives bearing various substituents. If indane-1,3-dione is an excellent electron acceptor for the design of various push–pull dyes, the most popular use of indane-1,3-dione is undoubtedly in multicomponent or domino reactions to prepare polycyclic structures for biological activities. Considering the remarkable biological activity of indane-1,3-dione derivatives, future work will certainly be more focused on these biological applications than on the optoelectronics applications. Numerous electron acceptors have already been prepared with this scaffold, limiting the possibility of new developments.

Author Contributions: Conceptualization, C.P., D.B., and F.D.; methodology, C.P., D.B., and F.D.; software, C.P., D.B., and F.D.; validation, C.P., D.B., and F.D.; formal analysis, C.P., D.B., and F.D.; investigation, C.P., D.B., and F.D.; resources, F.D.; data curation, F.D.; writing—original draft preparation, C.P., D.B., and F.D.; writing—review and editing, C.P., D.B., and F.D.; visualization, C.P., D.B., and F.D.; supervision, F.D.; project administration, F.D.; funding acquisition, F.D. All authors have read and agreed to the published version of the manuscript.

Funding: This research was funded by The Agence Nationale de la Recherche (ANR), grant number ANR-17-CE08-0010 DUALITY project for the PhD grant of Corentin Pigot. This research was funded by the Agence Innovation Defense (AID) through the PhD grant of Damien Brunel. The research was funded by Aix Marseille University and The Centre National de la Recherche Scientifique (CNRS), under the frame of permanent fundings.

Institutional Review Board Statement: Not applicable.

Informed Consent Statement: Not applicable.

Data Availability Statement: no data available.

Conflicts of Interest: The authors declare no conflict of interest.

Sample Availability: Samples of the compounds are not available from the authors.

References

- Patil, S.A.; Patil, R.; Patil, S.A. Recent Developments in Biological Activities of Indanones. *Eur. J. Med. Chem.* **2017**, *138*, 182–198. <https://doi.org/10.1016/j.ejmech.2017.06.032>.
- Turek, M.; Szczęśna, D.; Koprowski, M.; Bałczewski, P. Synthesis of 1-Indanones with a Broad Range of Biological Activity. *Beilstein J. Org. Chem.* **2017**, *13*, 451–494. <https://doi.org/10.3762/bjoc.13.48>.
- Menezes, J.C.J.M.D.S. Arylidene Indanone Scaffold: Medicinal Chemistry and Structure–Activity Relationship View. *RSC Adv.* **2017**, *7*, 9357–9372. <https://doi.org/10.1039/C6RA28613E>.

4. Costanzo, P.; Cariati, L.; Desiderio, D.; Sgammato, R.; Lamberti, A.; Arcone, R.; Salerno, R.; Nardi, M.; Masullo, M.; Oliverio, M. Design, Synthesis, and Evaluation of Donepezil-Like Compounds as AChE and BACE-1 Inhibitors. *ACS Med. Chem. Lett.* **2016**, *7*, 470–475. <https://doi.org/10.1021/acsmedchemlett.5b00483>.
5. Vacca, J.P.; Dorsey, B.D.; Schleif, W.A.; Levin, R.B.; McDaniel, S.L.; Darke, P.L.; Zugay, J.; Quintero, J.C.; Blahy, O.M.; Roth, E. L-735,524: An Orally Bioavailable Human Immunodeficiency Virus Type 1 Protease Inhibitor. *Proc. Natl. Acad. Sci.* **1994**, *91*, 4096. <https://doi.org/10.1073/pnas.91.9.4096>.
6. Luo, H.-F.; Zhang, L.-P.; Hu, C.-Q. Five Novel Oligostilbenes from the Roots of Caragana Sinica. *Tetrahedron* **2001**, *57*, 4849–4854. [https://doi.org/10.1016/S0040-4020\(01\)00427-6](https://doi.org/10.1016/S0040-4020(01)00427-6).
7. Nagle, D.G.; Zhou, Y.-D.; Park, P.U.; Paul, V.J.; Rajbhandari, I.; Duncan, C.J.G.; Pasco, D.S. A New Indanone from the Marine Cyanobacterium *Lyngbya Majuscula* That Inhibits Hypoxia-Induced Activation of the VEGF Promoter in Hep3B Cells. *J. Nat. Prod.* **2000**, *63*, 1431–1433. <https://doi.org/10.1021/np000216e>.
8. Kim, J.; Kim, I. Design and Synthesis of a Hybrid Framework of Indanone and Chromane: Total Synthesis of a Homoisoflavanoid, Brazilane. *Org. Biomol. Chem.* **2018**, *16*, 89–100. <https://doi.org/10.1039/C7OB02758C>.
9. Yang, Y.; Philips, D.; Pan, S. A Concise Synthesis of Paucifloral F and Related Indanone Analogues via Palladium-Catalyzed α -Arylation. *J. Org. Chem.* **2011**, *76*, 1902–1905. <https://doi.org/10.1021/jo102298p>.
10. Buckingham, J. *Dictionary of Natural Products, Supplement 1*; 1st Edition.; Taylor & Francis: New York, 1994; ISBN 978-1-00-305992-9.
11. Winzenberg, K.N.; Kempainen, P.; Scholes, F.H.; Collis, G.E.; Shu, Y.; Birendra Singh, Th.; Bilic, A.; Forsyth, C.M.; Watkins, S.E. Indan-1,3-Dione Electron-Acceptor Small Molecules for Solution-Processable Solar Cells: A Structure–Property Correlation. *Chem. Commun.* **2013**, *49*, 6307–6309. <https://doi.org/10.1039/C3CC42293C>.
12. Pigot, C.; Noirbent, G.; Bui, T.-T.; Peralta, S.; Gignes, D.; Nechab, M.; Dumur, F. Push-Pull Chromophores Based on the Naphthalene Scaffold: Potential Candidates for Optoelectronic Applications. *Materials* **2019**, *12*, 1342. <https://doi.org/10.3390/ma12081342>.
13. Patel, A.; Giles, D.; Basavarajaswamy, G.; Sreedhar, C.; Patel, A. Synthesis, Pharmacological Evaluation and Molecular Docking Studies of Indanone Derivatives. *Med. Chem. Res.* **2012**, *21*, 4403–4411. <https://doi.org/10.1007/s00044-012-9973-5>.
14. Karthik, R.; Jasmin Sajni, R.; Sasikumar, S.; Kalyan, S.B.; Christina, A.J.M.; Jagan, A.; Sundara Saravanan, K. Evaluation of Anti-Tubercular Activity of Some Synthesised Benz Spiro-Oxirane Derivatives of Indane-1,3-Dione. *Pharmacologyonline* **2008**, *2*, 176–191.
15. Liu, J.; Hu, K.-F.; Qu, J.-P.; Kang, Y.-B. Organopromoted Selectivity-Switchable Synthesis of Polyketones. *Org. Lett.* **2017**, *19*, 5593–5596. <https://doi.org/10.1021/acs.orglett.7b02731>.
16. Mardani, H.R.; Golchoubian, H. Selective and Efficient C–H Oxidation of Alkanes with Hydrogen Peroxide Catalyzed by a Manganese(III) Schiff Base Complex. *J. Mol. Catal. Chem.* **2006**, *259*, 197–200. <https://doi.org/10.1016/j.molcata.2006.06.029>.
17. Delaval, N.; Bouquillon, S.; Hénin, F.; Muzart, J. Use of Benzotrifluoride as Solvent for Chromium-Catalysed Oxidations with Sodium Percarbonate. *J. Chem. Res. Synop.* **1999**, *4*, 286–287. <https://doi.org/10.1039/A809937E>.
18. He, G.; Wu, C.; Zhou, J.; Yang, Q.; Zhang, C.; Zhou, Y.; Zhang, H.; Liu, H. A Method for Synthesis of 3-Hydroxy-1-Indanones via Cu-Catalyzed Intramolecular Annulation Reactions. *J. Org. Chem.* **2018**, *83*, 13356–13362. <https://doi.org/10.1021/acs.joc.8b02149>.
19. Kumar, K.; Kumar, P.; Joshi, P.; Rawat, D.S. IBX-TfOH Mediated Oxidation of Alcohols to Aldehydes and Ketones under Mild Reaction Conditions. *Tetrahedron Lett.* **2020**, *61*, 151749. <https://doi.org/10.1016/j.tetlet.2020.151749>.
20. Marvi Omid; Gahi Masoud Montmorillonite KSF Clay as Novel and Recyclable Heterogeneous Catalyst for the Microwave Mediated Synthesis of Indan-1,3-Diones. *Bull. Korean Chem. Soc.* **2009**, *30*, 2918–2920. <https://doi.org/10.5012/BKCS.2009.30.12.2918>.
21. Guo, S.; Zhang, N.; Tang, X.; Mao, Z.; Zhang, X.; Yan, M.; Xuan, Y. Cyclopropanation of Active Methylene Compounds with β -Alkoxy carbonyl Vinylsulfonium Salts. *Chin. Chem. Lett.* **2019**, *30*, 406–408. <https://doi.org/10.1016/j.ccl.2018.08.021>.
22. Berezina, G.R.; Vorob'ev, Yu.G.; Mukhanova, O.N. Macrocyclic Compounds Based on Nitro- and Chloro-1,3-Indandiones. *Russ. J. Gen. Chem.* **2005**, *75*, 1594–1598. <https://doi.org/10.1007/s11176-005-0472-y>.
23. Li, S.; Ye, L.; Zhao, W.; Zhang, S.; Mukherjee, S.; Ade, H.; Hou, J. Energy-Level Modulation of Small-Molecule Electron Acceptors to Achieve over 12% Efficiency in Polymer Solar Cells. *Adv. Mater.* **2016**, *28*, 9423–9429. <https://doi.org/10.1002/adma.201602776>.
24. Cui, Y.; Ren, H.; Yu, J.; Wang, Z.; Qian, G. An Indanone-Based Alkoxysilane Dye with Second Order Nonlinear Optical Properties. *Dyes Pigments* **2009**, *81*, 53–57. <https://doi.org/10.1016/j.dyepig.2008.09.002>.
25. Abdelrazek, F.M.; Metz, P.; Jaeger, A. Some Reactions with Indane-1,3-Dione: A Facile Synthesis of Pentacyclic Heterocyclic Analogues. *J. Heterocycl. Chem.* **2019**, *56*, 1939–1945. <https://doi.org/10.1002/jhet.3572>.
26. Tirelli, N.; Amabile, S.; Cellai, C.; Pucci, A.; Regoli, L.; Ruggeri, G.; Ciardelli, F. New Terthiophene Derivatives for Ultrahigh Molecular Weight Polyethylene-Based Absorption Polarizers. *Macromolecules* **2001**, *34*, 2129–2137. <https://doi.org/10.1021/ma001518q>.
27. Shang, Y.; Wen, Y.; Li, S.; Du, S.; He, X.; Cai, L.; Li, Y.; Yang, L.; Gao, H.; Song, Y. A Triphenylamine-Containing Donor–Acceptor Molecule for Stable, Reversible, Ultrahigh Density Data Storage. *J. Am. Chem. Soc.* **2007**, *129*, 11674–11675. <https://doi.org/10.1021/ja074226e>.

28. Planells, M.; Robertson, N. Naphthyl Derivatives Functionalised with Electron Acceptor Units—Synthesis, Electronic Characterisation and DFT Calculations. *Eur. J. Org. Chem.* **2012**, *2012*, 4947–4953. <https://doi.org/10.1002/ejoc.201200715>.
29. Yang, X.; Fox, T.; Berke, H. Synthetic and Mechanistic Studies of Metal-Free Transfer Hydrogenations Applying Polarized Olefins as Hydrogen Acceptors and Amine Borane Adducts as Hydrogen Donors. *Org. Biomol. Chem.* **2012**, *10*, 852–860. <https://doi.org/10.1039/C1OB06381B>.
30. Morales, A.R.; Frazer, A.; Woodward, A.W.; Ahn-White, H.-Y.; Fonari, A.; Tongwa, P.; Timofeeva, T.; Belfield, K.D. Design, Synthesis, and Structural and Spectroscopic Studies of Push–Pull Two-Photon Absorbing Chromophores with Acceptor Groups of Varying Strength. *J. Org. Chem.* **2013**, *78*, 1014–1025. <https://doi.org/10.1021/jo302423p>.
31. Matsui, M.; Tanaka, N.; Funabiki, K.; Haishima, Y.; Manseki, K.; Jin, J.; Inoue, Y.; Higashijima, S.; Kubota, Y. Application of Indoline Dyes Attached with Strongly Electron-Withdrawing Carboxylated Indan-1,3-Dione Analogues Linked with a Hexylthiophene Ring to Dye-Sensitized Solar Cells. *Tetrahedron* **2018**, *74*, 3498–3506. <https://doi.org/10.1016/j.tet.2018.04.077>.
32. Dai, S.; Zhao, F.; Zhang, Q.; Lau, T.-K.; Li, T.; Liu, K.; Ling, Q.; Wang, C.; Lu, X.; You, W.; et al. Fused Nonacyclic Electron Acceptors for Efficient Polymer Solar Cells. *J. Am. Chem. Soc.* **2017**, *139*, 1336–1343. <https://doi.org/10.1021/jacs.6b12755>.
33. Zhu, J.; Li, S.; Liu, X.; Yao, H.; Wang, F.; Zhang, S.; Sun, M.; Hou, J. Subtle Side-Chain Tuning on Terminal Groups of Small Molecule Electron Acceptors for Efficient Fullerene-Free Polymer Solar Cells. *J. Mater. Chem. A* **2017**, *5*, 15175–15182. <https://doi.org/10.1039/C7TA04431C>.
34. Lai, H.; Chen, H.; Zhou, J.; Qu, J.; Wang, M.; Xie, W.; Xie, Z.; He, F. 3D Interpenetrating Network for High-Performance Nonfullerene Acceptors via Asymmetric Chlorine Substitution. *J. Phys. Chem. Lett.* **2019**, *10*, 4737–4743. <https://doi.org/10.1021/acs.jpcclett.9b01931>.
35. Aldrich, T.J.; Matta, M.; Zhu, W.; Swick, S.M.; Stern, C.L.; Schatz, G.C.; Facchetti, A.; Melkonyan, F.S.; Marks, T.J. Fluorination Effects on Indacenodithienothiophene Acceptor Packing and Electronic Structure, End-Group Redistribution, and Solar Cell Photovoltaic Response. *J. Am. Chem. Soc.* **2019**, *141*, 3274–3287. <https://doi.org/10.1021/jacs.8b13653>.
36. Swick, S.M.; Zhu, W.; Matta, M.; Aldrich, T.J.; Harbuzaru, A.; Lopez Navarrete, J.T.; Ponce Ortiz, R.; Kohlstedt, K.L.; Schatz, G.C.; Facchetti, A.; et al. Closely Packed, Low Reorganization Energy π -Extended Postfullerene Acceptors for Efficient Polymer Solar Cells. *Proc. Natl. Acad. Sci.* **2018**, *115*, E8341. <https://doi.org/10.1073/pnas.1807535115>.
37. Cui, Y.; Yang, C.; Yao, H.; Zhu, J.; Wang, Y.; Jia, G.; Gao, F.; Hou, J. Efficient Semitransparent Organic Solar Cells with Tunable Color Enabled by an Ultralow-Bandgap Nonfullerene Acceptor. *Adv. Mater.* **2017**, *29*, 1703080. <https://doi.org/10.1002/adma.201703080>.
38. Yao, H.; Cui, Y.; Yu, R.; Gao, B.; Zhang, H.; Hou, J. Design, Synthesis, and Photovoltaic Characterization of a Small Molecular Acceptor with an Ultra-Narrow Band Gap. *Angew. Chem. Int. Ed.* **2017**, *56*, 3045–3049. <https://doi.org/10.1002/anie.201610944>.
39. Bürckstümmer, H.; Tulyakova, E.V.; Deppisch, M.; Lenze, M.R.; Kronenberg, N.M.; Gsänger, M.; Stolte, M.; Meerholz, K.; Würthner, F. Efficient Solution-Processed Bulk Heterojunction Solar Cells by Antiparallel Supramolecular Arrangement of Dipolar Donor–Acceptor Dyes. *Angew. Chem. Int. Ed.* **2011**, *50*, 11628–11632. <https://doi.org/10.1002/anie.201105133>.
40. Wilbuer, J.; Schnakenburg, G.; Esser, B. Syntheses, Structures and Optoelectronic Properties of Spiroconjugated Cyclic Ketones. *Eur. J. Org. Chem.* **2016**, *2016*, 2404–2412. <https://doi.org/10.1002/ejoc.201600235>.
41. Sloop, J.C.; Boyle, P.D.; Fountain, A.W.; Gomez, C.; Jackson, J.L.; Pearman, W.F.; Schmidt, R.D.; Weyand, J. Novel Fluorinated Indanone, Tetralone and Naphthone Derivatives: Synthesis and Unique Structural Features. *Appl. Sci.* **2012**, *2*, 61–99. <https://doi.org/10.3390/app2010061>.
42. Nikulin, V.I.; Lugovskaya, N.Yu.; Sveshnikov, N.N.; Pisarenko, L.M.; D'yachkovskaya, R.F. Synthesis and Antitumor Activity of 2-Arylindane-1,3-Dione Derivatives with an Alkylating Fragment. *Pharm. Chem. J.* **1994**, *28*, 146–149. <https://doi.org/10.1007/BF02218986>.
43. ABDEL-LATIF, F.F.; MASHALY, M.M.; EL-GAWISH, E.H. ChemInform Abstract: Synthesis of Heterocycles Through Reactions of Nucleophiles with Acrylonitriles. Part 15. Synthesis of Some New Functionalized Benzo(b) Pyrans and Indeno(1,2-b)Pyrans of Potential Biological Activity. *ChemInform* **1995**, *26*, 42. <https://doi.org/10.1002/chin.199542147>.
44. Becker, H.-D. 2-[p-(Phenylsulfonyl) Phenyl]-1, 3-Indanedione and Its Tautomer.
45. Liu, Y.; Saldivar, A.; Bess, J.; Solomon, L.; Chen, C.-M.; Tripathi, R.; Barrett, L.; Richardson, P.L.; Molla, A.; Kohlbrenner, W.; et al. Investigating the Origin of the Slow-Binding Inhibition of HCV NS3 Serine Protease by a Novel Substrate Based Inhibitor. *Biochemistry* **2003**, *42*, 8862–8869. <https://doi.org/10.1021/bi034661v>.
46. Siddiqui, N.; Ahuja, P.; Ahsan, W.; Pandeya, S.N.; Shamsheer Alam, M. Thiadiazoles: Progress Report on Biological Activities. *J. Chem. Pharm. Res.* **2009**, *1*, 19–30.
47. Salgın-Gökşen, U.; Gökhan-Kelekçi, N.; Göktaş, Ö.; Köysal, Y.; Kılıç, E.; Işık, Ş.; Aktay, G.; Özalp, M. 1-Acylthiosemicarbazides, 1,2,4-Triazole-5(4H)-Thiones, 1,3,4-Thiadiazoles and Hydrazones Containing 5-Methyl-2-Benzoxazolinones: Synthesis, Analgesic-Anti-Inflammatory and Antimicrobial Activities. *Bioorg. Med. Chem.* **2007**, *15*, 5738–5751. <https://doi.org/10.1016/j.bmc.2007.06.006>.
48. Schenone, S.; Brullo, C.; Bruno, O.; Bondavalli, F.; Ranise, A.; Filippelli, W.; Rinaldi, B.; Capuano, A.; Falcone, G. New 1,3,4-Thiadiazole Derivatives Endowed with Analgesic and Anti-Inflammatory Activities. *Bioorg. Med. Chem.* **2006**, *14*, 1698–1705. <https://doi.org/10.1016/j.bmc.2005.10.064>.
49. Wei, M.-X.; Feng, L.; Li, X.-Q.; Zhou, X.-Z.; Shao, Z.-H. Synthesis of New Chiral 2,5-Disubstituted 1,3,4-Thiadiazoles Possessing γ -Butenolide Moiety and Preliminary Evaluation of in Vitro Anticancer Activity. *Eur. J. Med. Chem.* **2009**, *44*, 3340–3344. <https://doi.org/10.1016/j.ejmech.2009.03.023>.

50. Mavrova, A.Ts.; Wesselinova, D.; Tsenov, Y.A.; Denkova, P. Synthesis, Cytotoxicity and Effects of Some 1,2,4-Triazole and 1,3,4-Thiadiazole Derivatives on Immunocompetent Cells. *Eur. J. Med. Chem.* **2009**, *44*, 63–69. <https://doi.org/10.1016/j.ejmech.2008.03.006>.
51. Siddiqui, N.; Ali, S.; Khan, S.; Drabu, S.; Rana, A.; Alam, M. Synthesis of 3-Arylamino-4-Aryl-5-(N-Arylthiocarbonylimino)-4,5-Dihydro-1,2,4-Thiadiazoles as Anticonvulsant Agents. *Indian J. Heterocycl. Chem.* **2004**, *14*, 159–160.
52. Kuş, C.; Ayhan-Kılıçgil, G.; Özbey, S.; Kaynak, F.B.; Kaya, M.; Çoban, T.; Can-Eke, B. Synthesis and Antioxidant Properties of Novel N-Methyl-1,3,4-Thiadiazol-2-Amine and 4-Methyl-2H-1,2,4-Triazole-3(4H)-Thione Derivatives of Benzimidazole Class. *Bioorg. Med. Chem.* **2008**, *16*, 4294–4303. <https://doi.org/10.1016/j.bmc.2008.02.077>.
53. Cressier, D.; Prouillac, C.; Hernandez, P.; Amourette, C.; Diserbo, M.; Lion, C.; Rima, G. Synthesis, Antioxidant Properties and Radioprotective Effects of New Benzothiazoles and Thiadiazoles. *Bioorg. Med. Chem.* **2009**, *17*, 5275–5284. <https://doi.org/10.1016/j.bmc.2009.05.039>.
54. Sharma, R.; Misra, G.P.; Sainy, J.; Chaturvedi, S.C. Synthesis and Biological Evaluation of 2-Amino-5-Sulfanyl-1,3,4-Thiadiazole Derivatives as Antidepressant, Anxiolytics and Anticonvulsant Agents. *Med. Chem. Res.* **2011**, *20*, 245–253. <https://doi.org/10.1007/s00044-010-9308-3>.
55. Zeinab A. Muhammad; Ghada S. Masaret; Mohamed M. Amin; Magda A. Abdallah and Thoraya A. Farghaly* Anti-Inflammatory, Analgesic and Anti-Ulcerogenic Activities of Novel Bis-Thiadiazoles, Bis-Thiazoles and Bis-Formazanes. *Med. Chem.* **2017**, *13*, 226–238. <https://doi.org/10.2174/1573406412666160920091146>.
56. Pigot, C.; Noirbent, G.; Peralta, S.; Duval, S.; Nechab, M.; Gigmès, D.; Dumur, F. Unprecedented Nucleophilic Attack of Piperidine on the Electron Acceptor during the Synthesis of Push-Pull Dyes by a Knoevenagel Reaction. *Helv. Chim. Acta* **2019**, *102*, e1900229. <https://doi.org/10.1002/hlca.201900229>.
57. Pigot, C.; Noirbent, G.; Peralta, S.; Duval, S.; Bui, T.-T.; Aubert, P.-H.; Nechab, M.; Gigmès, D.; Dumur, F. New Push-Pull Dyes Based on 2-(3-Oxo-2,3-Dihydro-1H-Cyclopenta[b]Naphthalen-1-Ylidene)Malononitrile: An Amine-Directed Synthesis. *Dyes Pigments* **2020**, *175*, 108182. <https://doi.org/10.1016/j.dyepig.2020.108182>.
58. Feng, H.; Qiu, N.; Wang, X.; Wang, Y.; Kan, B.; Wan, X.; Zhang, M.; Xia, A.; Li, C.; Liu, F.; et al. An A-D-A Type Small-Molecule Electron Acceptor with End-Extended Conjugation for High Performance Organic Solar Cells. *Chem. Mater.* **2017**, *29*, 7908–7917. <https://doi.org/10.1021/acs.chemmater.7b02811>.
59. Li, R.; Liu, G.; Xiao, M.; Yang, X.; Liu, X.; Wang, Z.; Ying, L.; Huang, F.; Cao, Y. Non-Fullerene Acceptors Based on Fused-Ring Oligomers for Efficient Polymer Solar Cells via Complementary Light-Absorption. *J. Mater. Chem. A* **2017**, *5*, 23926–23936. <https://doi.org/10.1039/C7TA06631G>.
60. Sanguinet, L.; Williams, J.C.; Yang, Z.; Twieg, R.J.; Mao, G.; Singer, K.D.; Wiggers, G.; Petschek, R.G. Synthesis and Characterization of New Truxenones for Nonlinear Optical Applications. *Chem. Mater.* **2006**, *18*, 4259–4269. <https://doi.org/10.1021/cm0601887>.
61. Knoevenagel, E. Ueber Eine Darstellungsweise Des Benzylidenacetessigesters. *Berichte Dtsch. Chem. Ges.* **1896**, *29*, 172–174. <https://doi.org/10.1002/cber.18960290133>.
62. Landmesser, T.; Linden, A.; Hansen, H.-J. A Novel Route to 1-Substituted 3-(Dialkylamino)-9-Oxo-9H-Indeno[2,1-c]Pyridine-4-Carbonitriles. *Helv. Chim. Acta* **2008**, *91*, 265–284. <https://doi.org/10.1002/hlca.200890033>.
63. Helmy, S.; Oh, S.; Leibfarth, F.A.; Hawker, C.J.; Read de Alaniz, J. Design and Synthesis of Donor–Acceptor Stenhouse Adducts: A Visible Light Photoswitch Derived from Furfural. *J. Org. Chem.* **2014**, *79*, 11316–11329. <https://doi.org/10.1021/jo502206g>.
64. Gao, M.; Su, H.; Lin, Y.; Ling, X.; Li, S.; Qin, A.; Tang, B.Z. Photoactivatable Aggregation-Induced Emission Probes for Lipid Droplets-Specific Live Cell Imaging. *Chem. Sci.* **2017**, *8*, 1763–1768. <https://doi.org/10.1039/C6SC04842K>.
65. Capobianco, A.; Esposito, A.; Caruso, T.; Borbone, F.; Carella, A.; Centore, R.; Peluso, A. Tuning Wavefunction Mixing in Push–Pull Molecules: From Neutral to Zwitterionic Compounds. *Eur. J. Org. Chem.* **2012**, *2012*, 2980–2989. <https://doi.org/10.1002/ejoc.201200161>.
66. Bello, K.A.; Cheng, L.; Griffiths, J. Near-Infrared Absorbing Methine Dyes Based on Dicyanovinyl Derivatives of Indane-1,3-Dione. *J. Chem. Soc. Perkin Trans.* **1987**, *2*, 815–818. <https://doi.org/10.1039/P29870000815>.
67. Singh, A.; Lim, C.-K.; Lee, Y.-D.; Maeng, J.; Lee, S.; Koh, J.; Kim, S. Tuning Solid-State Fluorescence to the Near-Infrared: A Combinatorial Approach to Discovering Molecular Nanoprobes for Biomedical Imaging. *ACS Appl. Mater. Interfaces* **2013**, *5*, 8881–8888. <https://doi.org/10.1021/am4012066>.
68. Zilinskaite, V.; Gudeika, D.; Grazulevicius, J.V.; Hladka, I. Synthesis and Cationic Polymerization of Oxyranlyl-Functionalized Indandiones. *Polym. Bull.* **2016**, *1*, 229–239. <https://doi.org/10.1007/s00289-015-1482-5>.
69. Gudeika, D.; Zilinskaite, V.; Grazulevicius, J.V.; Lytvyn, R.; Rutkis, M.; Tokmakov, A. 4-(Diethylamino)Salicylaldehyde-Based Twin Compounds as NLO-Active Materials. *Dyes Pigments* **2016**, *134*, 244–250. <https://doi.org/10.1016/j.dyepig.2016.06.047>.
70. Ziarani, G.M.; Lashgari, N.; Azimian, F.; Kruger, H.G.; Gholamzadeh, P. Ninhydrin in Synthesis of Heterocyclic Compounds. *ARKIVOC* **2015**, *2015*, 1–139. <https://doi.org/10.3998/ark.5550190.p008.905>.
71. Marminon, C.; Nacereddine, A.; Bouaziz, Z.; Nebois, P.; Jose, J.; Le Borgne, M. Microwave-Assisted Oxidation of Indan-1-Ones into Ninhydrins. *Tetrahedron Lett.* **2015**, *56*, 1840–1842. <https://doi.org/10.1016/j.tetlet.2015.02.086>.
72. Jong, J.A.W.; Moret, M.-E.; Verhaar, M.C.; Hennink, W.E.; Gerritsen, K.G.F.; van Nostrum, C.F. Effect of Substituents on the Reactivity of Ninhydrin with Urea. *ChemistrySelect* **2018**, *3*, 1224–1229. <https://doi.org/10.1002/slct.201800040>.
73. Taherpour, A.; Kamal, S. 1,2,3-Trione Compounds Synthesis by Oxidation 1,3-Diketones. *Asian J. Chem.* **2007**, *19*, 4107–4109.

74. PRAKASH, O.; SHARMA, P.K.; SAINI, N. ChemInform Abstract: A New Synthesis of Ninhydrin and Its Ketals Using Iodobenzene Diacetate. *ChemInform* **1995**, *26*, 39. <https://doi.org/10.1002/chin.199539125>.
75. Tatsugi, J.; Izawa, Y. A Facile One-Pot Synthesis of Vicinal Di- and Tri-Ketones from α -Methylene Ketones by N-Bromosuccinimide-Dimethyl Sulphoxide Oxidation. *J. Chem. Res. Synop. Print* **1988**, *11*, 356–357.
76. Vickery, B.; Kaberia, F. Reactions of Sodium Hypochlorite with Some Compounds Having Reactive Methylene Groups. *Experientia* **1979**, *35*, 299–299. <https://doi.org/10.1007/BF01964309>.
77. Wasserman, H.H.; Pickett, J.E. The Fluoride Ion Effect in the Reactions of Singlet Oxygen with Enols. *Tetrahedron* **1985**, *41*, 2155–2162. [https://doi.org/10.1016/S0040-4020\(01\)96587-1](https://doi.org/10.1016/S0040-4020(01)96587-1).
78. Gao, S.; Bethel, T.K.; Kakeshpour, T.; Hubbell, G.E.; Jackson, J.E.; Tepe, J.J. Substrate Controlled Regioselective Bromination of Acylated Pyrroles Using Tetrabutylammonium Tribromide (TBABr₃). *J. Org. Chem.* **2018**, *83*, 9250–9255. <https://doi.org/10.1021/acs.joc.8b01251>.
79. Wengryniuk, S.E.; Weickgenannt, A.; Reiher, C.; Strotman, N.A.; Chen, K.; Eastgate, M.D.; Baran, P.S. Regioselective Bromination of Fused Heterocyclic N-Oxides. *Org. Lett.* **2013**, *15*, 792–795. <https://doi.org/10.1021/ol3034675>.
80. Pathak, T.P.; Miller, S.J. Site-Selective Bromination of Vancomycin. *J. Am. Chem. Soc.* **2012**, *134*, 6120–6123. <https://doi.org/10.1021/ja301566t>.
81. Shi, X.; Dai, L. Mild Halogenation of Stabilized Ester Enolates by Cupric Halides. *J. Org. Chem.* **1993**, *58*, 4596–4598. <https://doi.org/10.1021/jo00069a020>.
82. Yang, D.; Yan, Y.-L.; Lui, B. Mild α -Halogenation Reactions of 1,3-Dicarbonyl Compounds Catalyzed by Lewis Acids. *J. Org. Chem.* **2002**, *67*, 7429–7431. <https://doi.org/10.1021/jo026025t>.
83. Tanemura, K.; Suzuki, T.; Nishida, Y.; Satsumabayashi, K.; Horaguchi, T. A Mild and Efficient Procedure for α -Bromination of Ketones Using N-Bromosuccinimide Catalysed by Ammonium Acetate. *Chem. Commun.* **2004**, *4*, 470–471. <https://doi.org/10.1039/B315340A>.
84. Arbuj, S.S.; Waghmode, S.B.; Ramaswamy, A.V. Photochemical α -Bromination of Ketones Using N-Bromosuccinimide: A Simple, Mild and Efficient Method. *Tetrahedron Lett.* **2007**, *48*, 1411–1415. <https://doi.org/10.1016/j.tetlet.2006.12.101>.
85. Wang, G.-W.; Gao, J. Solvent-Free Bromination Reactions with Sodium Bromide and Oxone Promoted by Mechanical Milling. *Green Chem.* **2012**, *14*, 1125–1131. <https://doi.org/10.1039/C2GC16606B>.
86. Meshram, H.M.; Reddy, P.N.; Vishnu, P.; Sadashiv, K.; Yadav, J.S. A Green Approach for Efficient α -Halogenation of β -Dicarbonyl Compounds and Cyclic Ketones Using N-Halosuccinimides in Ionic Liquids. *Tetrahedron Lett.* **2006**, *47*, 991–995. <https://doi.org/10.1016/j.tetlet.2005.11.141>.
87. Zou, L.-H.; Li, Y.-C.; Li, P.-G.; Zhou, J.; Wu, Z. Solvent-Controlled α -Monobromination, α,α -Dibromination or Imidation of 1,3-Diketones with N-Bromosuccinimide. *Eur. J. Org. Chem.* **2018**, *2018*, 5639–5643. <https://doi.org/10.1002/ejoc.201800994>.
88. Saikia, I.; Borah, A.J.; Phukan, P. Use of Bromine and Bromo-Organic Compounds in Organic Synthesis. *Chem. Rev.* **2016**, *116*, 6837–7042. <https://doi.org/10.1021/acs.chemrev.5b00400>.
89. Luo, L.; Meng, L.; Sun, Q.; Ge, Z.; Li, R. Novel Synthesis of Thiazolo/Thienoazepine-5,8-Diones from Dihalo Cyclic 1,3-Diketones and Mercaptonitrile Salts. *RSC Adv.* **2014**, *4*, 6845–6849. <https://doi.org/10.1039/C3RA46606J>.
90. Mishra, A.K.; Nagarajaiah, H.; Moorthy, J.N. Trihaloisocyanuric Acids as Atom-Economic Reagents for Halogenation of Aromatics and Carbonyl Compounds in the Solid State by Ball Milling. *Eur. J. Org. Chem.* **2015**, *2015*, 2733–2738. <https://doi.org/10.1002/ejoc.201403463>.
91. Macharla, A.K.; Chozhiyath Nappunni, R.; Marri, M.R.; Peraka, S.; Nama, N. Oxidative Bromination of Ketones Using Ammonium Bromide and Oxone®. *Tetrahedron Lett.* **2012**, *53*, 191–195. <https://doi.org/10.1016/j.tetlet.2011.11.011>.
92. Kim, J.-J.; Kweon, D.-H.; Cho, S.-D.; Kim, H.-K.; Lee, S.-G.; Yoon, Y.-J. Conversion of Nucleophilic Halides to Electrophilic Halides: Efficient and Selective Halogenation of Azinones, Amides, and Carbonyl Compounds Using Metal Halide/Lead Tetraacetate. *Synlett* **2006**, *2006*, 194–200.
93. Košmrlj, J.; Kočevar, M.; Polanc, S. A New Convenient Bromination with KBrO₃/KBr/Dowex®. *Synth. Commun.* **1996**, *26*, 3583–3592. <https://doi.org/10.1080/00397919608003769>.
94. Spitulnik, M.J. Synthesis of 1-Aryl-4-Halo-2-Pyrazolin-5-Ones by Ascorbic Acid Reduction of 1-Aryl-4,4-Dihalo-2-Pyrazolin-5-Ones. *Synthesis* **2002**, *1985*, 299–300.
95. Stavber, G.; Zupan, M.; Jereb, M.; Stavber, S. Selective and Effective Fluorination of Organic Compounds in Water Using Selectfluor F-TEDA-BF₄. *Org. Lett.* **2004**, *6*, 4973–4976. <https://doi.org/10.1021/ol047867c>.
96. Matarlo, J.S.; Evans, C.E.; Sharma, I.; Lavaud, L.J.; Ngo, S.C.; Shek, R.; Rajashankar, K.R.; French, J.B.; Tan, D.S.; Tonge, P.J. Mechanism of MenE Inhibition by Acyl-Adenylate Analogues and Discovery of Novel Antibacterial Agents. *Biochemistry* **2015**, *54*, 6514–6524. <https://doi.org/10.1021/acs.biochem.5b00966>.
97. Sloop, J.C.; Churley, M.; Guzman, A.; Moseley, S.; Stalker, S.; Weyand, J.; Yi, J. Synthesis and Reactivity of Fluorinated Cyclic Ketones: Initial Findings. *Am. J. Org. Chem.* **2014**, *4*, 1–10.
98. Nyffeler, P.T.; Durón, S.G.; Burkart, M.D.; Vincent, S.P.; Wong, C.-H. Selectfluor: Mechanistic Insight and Applications. *Angew. Chem. Int. Ed.* **2005**, *44*, 192–212. <https://doi.org/10.1002/anie.200400648>.
99. Yi, H.; Zhang, G.; Wang, H.; Huang, Z.; Wang, J.; Singh, A.K.; Lei, A. Recent Advances in Radical C–H Activation/Radical Cross-Coupling. *Chem. Rev.* **2017**, *117*, 9016–9085. <https://doi.org/10.1021/acs.chemrev.6b00620>.
100. Shaw, M.H.; Twilton, J.; MacMillan, D.W.C. Photoredox Catalysis in Organic Chemistry. *J. Org. Chem.* **2016**, *81*, 6898–6926. <https://doi.org/10.1021/acs.joc.6b01449>.

101. Wang, C.-S.; Dixneuf, P.H.; Soulé, J.-F. Photoredox Catalysis for Building C–C Bonds from C(Sp²)–H Bonds. *Chem. Rev.* **2018**, *118*, 7532–7585. <https://doi.org/10.1021/acs.chemrev.8b00077>.
102. Li, A.Y.; Moores, A. Carbonyl Reduction and Biomass: A Case Study of Sustainable Catalysis. *ACS Sustain. Chem. Eng.* **2019**, *7*, 10182–10197. <https://doi.org/10.1021/acssuschemeng.9b00811>.
103. Zhang, K.; Ma, R.; Wang, Y.; Shi, Z.; Lu, T.; Feng, J. Visible-Light-Promoted α,α -Dibromination in Minutes: Efficient Route for Construction of Quaternary Carbon Centers. *ACS Sustain. Chem. Eng.* **2019**, *7*, 18542–18546. <https://doi.org/10.1021/acssuschemeng.9b04631>.
104. Buckle, D.R.; Cantello, B.C.C.; Smith, H.; Spicer, B.A. 2-Cyano-1,3-Dicarbonyl Compounds with Antiallergic Activity. *J. Med. Chem.* **1977**, *20*, 265–269. <https://doi.org/10.1021/jm00212a016>.
105. Paquette, L.A.; Crich, D.; Fuchs, P.L.; Molander, G.A. *Encyclopedia of Reagents for Organic Synthesis*; Wiley: New York, NE, USA, 2009;.
106. Newman, D.J.; Cragg, G.M.; Snader, K.M. The Influence of Natural Products upon Drug Discovery. *Nat. Prod. Rep.* **2000**, *17*, 215–234. <https://doi.org/10.1039/A902202C>.
107. Fürstner, A. Cover Picture: Total Syntheses and Biological Assessment of Macrocyclic Glycolipids (Eur. J. Org. Chem. 5/2004). *Eur. J. Org. Chem.* **2004**, *2004*, 933–933. <https://doi.org/10.1002/ejoc.200490010>.
108. Layton, M.E.; Morales, C.A.; Shair, M.D. Biomimetic Synthesis of (–)-Longithorone A. *J. Am. Chem. Soc.* **2002**, *124*, 773–775. <https://doi.org/10.1021/ja016585u>.
109. Yoshinari, T.; Ohmori, K.; Schrems, M.G.; Pfaltz, A.; Suzuki, K. Total Synthesis and Absolute Configuration of Macrocin A, a Cyclophane Tetramic Acid Natural Product. *Angew. Chem. Int. Ed.* **2010**, *49*, 881–885. <https://doi.org/10.1002/anie.200906362>.
110. Huang, M.; Song, L.; Liu, B. Construction of the Cyclophane Core of the Hirsutellones via a RCM Strategy. *Org. Lett.* **2010**, *12*, 2504–2507. <https://doi.org/10.1021/ol100692x>.
111. Diederich, F.; Lutter, H.D. Catalytic Cyclophanes. 4. Supramolecular Catalysis of Benzoin Condensations by a Thiazolium Cyclophane. *J. Am. Chem. Soc.* **1989**, *111*, 8438–8446. <https://doi.org/10.1021/ja00204a017>.
112. Driggers, E.M.; Hale, S.P.; Lee, J.; Terrett, N.K. The Exploration of Macrocycles for Drug Discovery—An Underexploited Structural Class. *Nat. Rev. Drug Discov.* **2008**, *7*, 608–624. <https://doi.org/10.1038/nrd2590>.
113. Rajakumar, P.; Mohammed Abdul Rasheed, A.; Iman Rabia, A.; Chamundeeswari, D. Synthesis and Study of Anti-Inflammatory Activity of Some Novel Cyclophane Amides. *Bioorg. Med. Chem. Lett.* **2006**, *16*, 6019–6023. <https://doi.org/10.1016/j.bmcl.2006.08.124>.
114. Rajakumar, P.; Mohammed Abdul Rasheed, A.; Balu, P.M.; Murugesan, K. Synthesis, Characterization, and Anti-Bacterial Efficacy of Some Novel Cyclophane Amide. *Bioorg. Med. Chem.* **2006**, *14*, 7458–7467. <https://doi.org/10.1016/j.bmc.2006.07.020>.
115. Seel, C.; Vögtle, F. Molecules with Large Cavities in Supramolecular Chemistry. *Angew. Chem. Int. Ed. Engl.* **1992**, *31*, 528–549. <https://doi.org/10.1002/anie.199205281>.
116. Zakarian, J.E.; El-Azizi, Y.; Collins, S.K. Exploiting Quadrupolar Interactions in the Synthesis of the Macrocyclic Portion of Longithorone C. *Org. Lett.* **2008**, *10*, 2927–2930. <https://doi.org/10.1021/ol800821f>.
117. Kotha, S.; Meshram, M.; Tiwari, A. Advanced Approach to Polycyclics by a Synergistic Combination of Enyne Metathesis and Diels–Alder Reaction. *Chem. Soc. Rev.* **2009**, *38*, 2065–2092. <https://doi.org/10.1039/B810094M>.
118. Kotha, S.; Krishna, N.G.; Halder, S.; Misra, S. A Synergistic Approach to Polycyclics via a Strategic Utilization of Claisen Rearrangement and Olefin Metathesis. *Org. Biomol. Chem.* **2011**, *9*, 5597–5624. <https://doi.org/10.1039/C1OB05413A>.
119. Jimenez, L.; Diederich, F. Catalytic Cyclophanes: A Highly Efficient Model for Pyruvate Oxidase. *Tetrahedron Lett.* **1989**, *30*, 2759–2762. [https://doi.org/10.1016/S0040-4039\(00\)99118-4](https://doi.org/10.1016/S0040-4039(00)99118-4).
120. Gleiter, R.; Hopf, H. *Modern Cyclophane Chemistry*; Wiley-VCH Verlag GmbH & Co. KGaA: Weinheim, Germany, 2004; ISBN 978-3-527-60396-1.
121. Weber, E. *Cyclophanes*; Springer Verlag; Berlin, Germany, 1994; Vol. 172;.
122. Vögtle, F. *Cyclophane Chemistry: Synthesis, Structures, and Reactions*; John Wiley and Sons: Chichester, U. K, 1993;.
123. Diederich, F. *Cyclophanes*; Royal Society of Chemistry: Cambridge, U.K., 1991;.
124. Takemura, H. *Cyclophane Chemistry for the 21st Century*; Research Signpost: Trivandrum: India, 2002;.
125. Davis, F.; Higson, S. *Macrocycles: Construction, Chemistry and Nanotechnology Applications*; John Wiley and Sons Ltd: Chichester, U.K., 2011;.
126. Kotha, S.; Shirbhate, M.E.; Waghule, G.T. Selected Synthetic Strategies to Cyclophanes. *Beilstein J. Org. Chem.* **2015**, *11*, 1274–1331. <https://doi.org/10.3762/bjoc.11.142>.
127. Cram, D.J.; Steinberg, H. Macro Rings. I. Preparation and Spectra of the Paracyclophanes. *J. Am. Chem. Soc.* **1951**, *73*, 5691–5704. <https://doi.org/10.1021/ja01156a059>.
128. Cram, D.J.; Helgeson, R.C. Macro Rings. XXXIV. A Ring Expansion Route to the Higher Paracyclophanes, and Spectra-Structure Correlations of Their Derived Ketones1. *J. Am. Chem. Soc.* **1966**, *88*, 3515–3521. <https://doi.org/10.1021/ja00967a010>.
129. Krois, D.; Lehner, H. [4.2]- and [4.3]-Metacyclophanes. *J. Chem. Soc. Perkin 1* **1982**, *0*, 2369–2372. <https://doi.org/10.1039/P19820002369>.
130. Tamao, K.; Kodama, S.; Nakatsuka, T.; Kiso, Y.; Kumada, M. One-Step Preparation of Metacyclophanes and (2,6)Pyridinophanes by Nickel-Catalyzed Grignard Cyclocoupling. *J. Am. Chem. Soc.* **1975**, *97*, 4405–4406. <https://doi.org/10.1021/ja00848a050>.
131. Errede, L.A.; Gregorian, R.S.; Hoyt, J.M. The Chemistry of Xylylenes. VI. The Polymerization of p-Xylylene2. *J. Am. Chem. Soc.* **1960**, *82*, 5218–5223. <https://doi.org/10.1021/ja01504a048>.

132. Pechlivanidis, Z.; Hopf, H.; Ernst, L. Paracyclophanes: Extending the Bridges. *Synthesis. Eur. J. Org. Chem.* **2009**, *2009*, 223–237. <https://doi.org/10.1002/ejoc.200800494>.
133. Allinger, N.L.; Cram, D.J. Macro Rings. IV. The Preparation of Three New Paracyclophanes. *J. Am. Chem. Soc.* **1954**, *76*, 2362–2367. <https://doi.org/10.1021/ja01638a022>.
134. Carbonnelle, A.-C.; Zhu, J. A Novel Synthesis of Biaryl-Containing Macrocycles by a Domino Miyaura Arylboronate Formation: Intramolecular Suzuki Reaction. *Org. Lett.* **2000**, *2*, 3477–3480. <https://doi.org/10.1021/ol006520g>.
135. Smith, B.B.; Hill, D.E.; Cropp, T.A.; Walsh, R.D.; Cartrette, D.; Hipps, S.; Shachter, A.M.; Pennington, W.T.; Kwochka, W.R. Synthesis of [n]- and [n.n]Cyclophanes by Using Suzuki–Miyaura Coupling. *J. Org. Chem.* **2002**, *67*, 5333–5337. <https://doi.org/10.1021/jo025509m>.
136. Bodwell, G.J.; Li, J. Concise Synthesis and Transannular Inverse Electron Demand Diels–Alder Reaction of [3](3,6)Pyridazino[3](1,3)Indolophane. Rapid Access to a Pentacyclic Indoloid System. *Org. Lett.* **2002**, *4*, 127–130. <https://doi.org/10.1021/ol017014+>.
137. Bodwell, G.J.; Li, J. A Concise Formal Total Synthesis of (±)-Strychnine by Using a Transannular Inverse-Electron-Demand Diels–Alder Reaction of a [3](1,3)Indolo[3](3,6)Pyridazinophane. *Angew. Chem. Int. Ed.* **2002**, *41*, 3261–3262. [https://doi.org/10.1002/1521-3773\(20020902\)41:17<3261::AID-ANIE3261>3.0.CO;2-K](https://doi.org/10.1002/1521-3773(20020902)41:17<3261::AID-ANIE3261>3.0.CO;2-K).
138. Smith, A.B.; Adams, C.M.; Kozmin, S.A. On the Reversible Nature of the Olefin Cross Metathesis Reaction. *J. Am. Chem. Soc.* **2001**, *123*, 990–991. <https://doi.org/10.1021/ja003745d>.
139. Locke, A.J.; Jones, C.; Richards, C.J. A Rapid Approach to Ferrocenophanes via Ring-Closing Metathesis. *J. Organomet. Chem.* **2001**, *637–639*, 669–676. [https://doi.org/10.1016/S0022-328X\(01\)00980-9](https://doi.org/10.1016/S0022-328X(01)00980-9).
140. Fürstner, A.; Stelzer, F.; Rumbo, A.; Krause, H. Total Synthesis of the Turrianes and Evaluation of Their DNA-Cleaving Properties. *Chem. Eur. J.* **2002**, *8*, 1856–1871. [https://doi.org/10.1002/1521-3765\(20020415\)8:8<1856::AID-CHEM1856>3.0.CO;2-R](https://doi.org/10.1002/1521-3765(20020415)8:8<1856::AID-CHEM1856>3.0.CO;2-R).
141. Martinez, V.; Blais, J.-C.; Astruc, D. A Fast Organometallic Route from p-Xylene, Mesitylene, and p-Diisopropylbenzene to Organoiron and Polycyclic Aromatic Cyclophanes, Capsules and Polymers. *Angew. Chem. Int. Ed.* **2003**, *42*, 4366–4369. <https://doi.org/10.1002/anie.200351795>.
142. Tae, J.; Yang, Y.-K. Efficient Synthesis of Macrocyclic Paracyclophanes by Ring-Closing Metathesis Dimerization and Trimerization Reactions. *Org. Lett.* **2003**, *5*, 741–744. <https://doi.org/10.1021/ol027557z>.
143. Watson, M.D.; Jäckel, F.; Severin, N.; Rabe, J.P.; Müllen, K. A Hexa-Peri-Hexabenzocoronene Cyclophane: An Addition to the Toolbox for Molecular Electronics. *J. Am. Chem. Soc.* **2004**, *126*, 1402–1407. <https://doi.org/10.1021/ja037520p>.
144. Martinez, V.; Blais, J.-C.; Bravic, G.; Astruc, D. Coupling Multiple Benzylic Activation of Simple Arenes by CpFe⁺ with Multiple Alkene Metathesis Using Grubbs Catalysts: An Efficient Carbon–Carbon Bond Formation Strategy Leading to Polycycles, Cyclophanes, Capsules, and Polymeric Compounds and Their CpFe⁺ Complexes. *Organometallics* **2004**, *23*, 861–874. <https://doi.org/10.1021/om030623w>.
145. Branowska, D.; Buczek, I.; Kalińska, K.; Nowaczyk, J.; Rykowski, A. S-Transalkylation/Ring Closing Metathesis as a Route to Azathiamacrocycles Incorporating 2,2'-Bipyridine Subunits. *Tetrahedron Lett.* **2005**, *46*, 8539–8541. <https://doi.org/10.1016/j.tetlet.2005.10.003>.
146. Ueda, T.; Kanomata, N.; Machida, H. Synthesis of Planar-Chiral Paracyclophanes via Samarium(II)-Catalyzed Intramolecular Pinacol Coupling. *Org. Lett.* **2005**, *7*, 2365–2368. <https://doi.org/10.1021/ol0506258>.
147. Branowska, D.; Rykowski, A. Ring-Closing Metathesis Approach to Symmetrical and Unsymmetrical Cycloalkeno[c]Fused 2,2'-Bipyridine-Based Cyclophanes. *Tetrahedron* **2005**, *61*, 10713–10718. <https://doi.org/10.1016/j.tet.2005.08.081>.
148. Kotha, S.; Chavan, A.S.; Shaikh, M. Diversity-Oriented Approach to Macrocyclic Cyclophane Derivatives by Suzuki–Miyaura Cross-Coupling and Olefin Metathesis as Key Steps. *J. Org. Chem.* **2012**, *77*, 482–489. <https://doi.org/10.1021/jo2020714>.
149. Alfimov, M.V.; Fedorova, O.A.; Gromov, S.P. Photoswitchable Molecular Receptors. *Photoreact. Control Photofunct. Mater. II* **2003**, *158*, 183–198. [https://doi.org/10.1016/S1010-6030\(03\)00033-9](https://doi.org/10.1016/S1010-6030(03)00033-9).
150. Li, J.; Yim, D.; Jang, W.-D.; Yoon, J. Recent Progress in the Design and Applications of Fluorescence Probes Containing Crown Ethers. *Chem. Soc. Rev.* **2017**, *46*, 2437–2458. <https://doi.org/10.1039/C6CS00619A>.
151. Gokel, G.W.; Leevy, W.M.; Weber, M.E. Crown Ethers: Sensors for Ions and Molecular Scaffolds for Materials and Biological Models. *Chem. Rev.* **2004**, *104*, 2723–2750. <https://doi.org/10.1021/cr020080k>.
152. Ahmedova, A.; Burdzhiev, N.; Ciattini, S.; Stanoeva, E.; Mitewa, M. Synthesis, Structure, Spectral and Coordination Properties of a Crown Ether Derivative of 1,3-Indandione. A New Structural Evidence for the Versatile Reactivity of 2-Acetyl-1,3-Indandione. *Comptes Rendus Chim.* **2010**, *13*, 1269–1277. <https://doi.org/10.1016/j.crci.2009.10.010>.
153. Sartori, G.; Casnati, G.; Bigi, F.; Baraldi, D. Friedel–Crafts Coordinated Processes: Selective Cyclooligomerization of Acyl Chlorides. *Tetrahedron Lett.* **1991**, *32*, 2153–2156. [https://doi.org/10.1016/S0040-4039\(00\)71262-7](https://doi.org/10.1016/S0040-4039(00)71262-7).
154. Kilgore, L.B.; Ford, J.H.; Wolfe, W.C. Insecticidal Properties of 1,3-Indandiones. *Ind. Eng. Chem.* **1942**, *34*, 494–497. <https://doi.org/10.1021/ie50388a028>.
155. Teotonio, E.E.S.; Brito, H.F.; Viertler, H.; Faustino, W.M.; Malta, O.L.; de Sá, G.F.; Felinto, M.C.F.C.; Santos, R.H.A.; Cremona, M. Synthesis and Luminescent Properties of Eu³⁺-Complexes with 2-Acyl-1,3-Indandionates (ACIND) and TPPO Ligands: The First X-Ray Structure of Eu–ACIND Complex. *Polyhedron* **2006**, *25*, 3488–3494. <https://doi.org/10.1016/j.poly.2006.06.035>.
156. Griffin, M.O.; Fricovsky, E.; Ceballos, G.; Villarreal, F. Tetracyclines: A Pleiotropic Family of Compounds with Promising Therapeutic Properties. Review of the Literature. *Am. J. Physiol.-Cell Physiol.* **2010**, *299*, C539–C548. <https://doi.org/10.1152/ajpcell.00047.2010>.

157. Li, M.; Lv, X.-L.; Wen, L.-R.; Hu, Z.-Q. Direct Solvent-Free Regioselective Construction of Pyrrolo[1,2-a][1,10]Phenanthrolines Based on Isocyanide-Based Multicomponent Reactions. *Org. Lett.* **2013**, *15*, 1262–1265. <https://doi.org/10.1021/ol400191b>.
158. Pirrung, M.C.; Sarma, K.D. Aqueous Medium Effects on Multi-Component Reactions. *Multicomponent React.* **2005**, *61*, 11456–11472. <https://doi.org/10.1016/j.tet.2005.08.068>.
159. Wang, S.-X.; Wang, M.-X.; Wang, D.-X.; Zhu, J. Catalytic Enantioselective Passerini Three-Component Reaction. *Angew. Chem. Int. Ed.* **2008**, *47*, 388–391. <https://doi.org/10.1002/anie.200704315>.
160. Klossowski, S.; Wiraszka, B.; Berłożcki, S.; Ostaszewski, R. Model Studies on the First Enzyme-Catalyzed Ugi Reaction. *Org. Lett.* **2013**, *15*, 566–569. <https://doi.org/10.1021/ol3033829>.
161. Andreana, P.R.; Liu, C.C.; Schreiber, S.L. Stereochemical Control of the Passerini Reaction. *Org. Lett.* **2004**, *6*, 4231–4233. <https://doi.org/10.1021/ol0482893>.
162. Kusebauch, U.; Beck, B.; Messer, K.; Herdtweck, E.; Dömling, A. Massive Parallel Catalyst Screening: Toward Asymmetric MCRs. *Org. Lett.* **2003**, *5*, 4021–4024. <https://doi.org/10.1021/ol035010u>.
163. Dömling, A.; Ugi, I. Multicomponent Reactions with Isocyanides. *Angew. Chem. Int. Ed.* **2000**, *39*, 3168–3210. [https://doi.org/10.1002/1521-3773\(20000915\)39:18<3168::AID-ANIE3168>3.0.CO;2-U](https://doi.org/10.1002/1521-3773(20000915)39:18<3168::AID-ANIE3168>3.0.CO;2-U).
164. Jiang, X.; Tang, T.; Wang, J.-M.; Chen, Z.; Zhu, Y.-M.; Ji, S.-J. Palladium-Catalyzed One-Pot Synthesis of Quinazolinones via Tert-Butyl Isocyanide Insertion. *J. Org. Chem.* **2014**, *79*, 5082–5087. <https://doi.org/10.1021/jo500636y>.
165. Tang, T.; Jiang, X.; Wang, J.-M.; Sun, Y.-X.; Zhu, Y.-M. Divergent Synthesis of 6H-Isoindolo[2,1-a]Indol-6-Ones and Indenoindolones: An Investigation of Pd-Catalyzed Isocyanide Insertion. *Tetrahedron* **2014**, *70*, 2999–3004. <https://doi.org/10.1016/j.tet.2014.03.018>.
166. Duan, H.; Chen, Z.; Han, L.; Feng, Y.; Zhu, Y.; Yang, S. Palladium-Catalyzed Chemoselective Synthesis of Indane-1,3-Dione Derivatives via Tert-Butyl Isocyanide Insertion. *Org. Biomol. Chem.* **2015**, *13*, 6782–6788. <https://doi.org/10.1039/C5OB00472A>.
167. Wan, J.-P.; Jing, Y. Recent Advances in Copper-Catalyzed C–H Bond Amidation. *Beilstein J. Org. Chem.* **2015**, *11*, 2209–2222. <https://doi.org/10.3762/bjoc.11.240>.
168. Liang, C.; Collet, F.; Robert-Peillard, F.; Müller, P.; Dodd, R.H.; Dauban, P. Toward a Synthetically Useful Stereoselective C–H Amination of Hydrocarbons. *J. Am. Chem. Soc.* **2008**, *130*, 343–350. <https://doi.org/10.1021/ja076519d>.
169. Bryant, J.R.; Mayer, J.M. Oxidation of C–H Bonds by [(Bpy)₂(Py)Ru(VO)]²⁺ Occurs by Hydrogen Atom Abstraction. *J. Am. Chem. Soc.* **2003**, *125*, 10351–10361. <https://doi.org/10.1021/ja035276w>.
170. Pelletier, G.; Powell, D.A. Copper-Catalyzed Amidation of Allylic and Benzylic CH Bonds. *Org. Lett.* **2006**, *8*, 6031–6034. <https://doi.org/10.1021/ol062514u>.
171. Smith, K.; Hupp, C.D.; Allen, K.L.; Slough, G.A. Catalytic Allylic Amination versus Allylic Oxidation: A Mechanistic Dichotomy. *Organometallics* **2005**, *24*, 1747–1755. <https://doi.org/10.1021/om049052d>.
172. Lu, H.; Subbarayan, V.; Tao, J.; Zhang, X.P. Cobalt(II)-Catalyzed Intermolecular Benzylic C–H Amination with 2,2,2-Trichloroethoxycarbonyl Azide (TrocN₃). *Organometallics* **2010**, *29*, 389–393. <https://doi.org/10.1021/om900916g>.
173. Badiel, Y.M.; Dinescu, A.; Dai, X.; Palomino, R.M.; Heinemann, F.W.; Cundari, T.R.; Warren, T.H. Copper–Nitrene Complexes in Catalytic C–H Amination. *Angew. Chem. Int. Ed.* **2008**, *47*, 9961–9964. <https://doi.org/10.1002/anie.200804304>.
174. Huard, K.; Lebel, H. N-Tosylloxycarbamates as Reagents in Rhodium-Catalyzed C–H Amination Reactions. *Chem. Eur. J.* **2008**, *14*, 6222–6230. <https://doi.org/10.1002/chem.200702027>.
175. Kalita, B.; Lamar, A.A.; Nicholas, K.M. Hydrous Zinc Halide-Catalyzed Aminosulfonation of Hydrocarbons. *Chem. Commun.* **2008**, *36*, 4291–4293. <https://doi.org/10.1039/B805783D>.
176. Li, Z.; Capretto, D.A.; Rahaman, R.; He, C. Silver-Catalyzed Intermolecular Amination of C–H Groups. *Angew. Chem. Int. Ed.* **2007**, *46*, 5184–5186. <https://doi.org/10.1002/anie.200700760>.
177. Harden, J.D.; Ruppel, J.V.; Gao, G.-Y.; Zhang, X.P. Cobalt-Catalyzed Intermolecular C–H Amination with Bromamine-T as Nitrene Source. *Chem. Commun.* **2007**, *44*, 4644–4646. <https://doi.org/10.1039/B710677G>.
178. Bhuyan, R.; Nicholas, K.M. Efficient Copper-Catalyzed Benzylic Amidation with Anhydrous Chloramine-T. *Org. Lett.* **2007**, *9*, 3957–3959. <https://doi.org/10.1021/ol701544z>.
179. Lebel, H.; Huard, K. De Novo Synthesis of Troc-Protected Amines: Intermolecular Rhodium-Catalyzed C–H Amination with N-Tosylloxycarbamates. *Org. Lett.* **2007**, *9*, 639–642. <https://doi.org/10.1021/ol062953t>.
180. Fiori, K.W.; Du Bois, J. Catalytic Intermolecular Amination of C–H Bonds: Method Development and Mechanistic Insights. *J. Am. Chem. Soc.* **2007**, *129*, 562–568. <https://doi.org/10.1021/ja0650450>.
181. Fructos, M.R.; Trofimenko, S.; Díaz-Requejo, M.M.; Pérez, P.J. Facile Amine Formation by Intermolecular Catalytic Amidation of Carbon–Hydrogen Bonds. *J. Am. Chem. Soc.* **2006**, *128*, 11784–11791. <https://doi.org/10.1021/ja0627850>.
182. Reddy, R.P.; Davies, H.M.L. Dirhodium Tetracarboxylates Derived from Adamantylglycine as Chiral Catalysts for Enantioselective C–H Aminations. *Org. Lett.* **2006**, *8*, 5013–5016. <https://doi.org/10.1021/ol061742l>.
183. Liang, C.; Robert-Peillard, F.; Fruit, C.; Müller, P.; Dodd, R.H.; Dauban, P. Efficient Diastereoselective Intermolecular Rhodium-Catalyzed C–H Amination. *Angew. Chem. Int. Ed.* **2006**, *45*, 4641–4644. <https://doi.org/10.1002/anie.200601248>.
184. Leung, S.K.-Y.; Tsui, W.-M.; Huang, J.-S.; Che, C.-M.; Liang, J.-L.; Zhu, N. Imido Transfer from Bis(Imido)Ruthenium(VI) Porphyrins to Hydrocarbons: Effect of Imido Substituents, C–H Bond Dissociation Energies, and Ru(VI)/V Reduction Potentials. *J. Am. Chem. Soc.* **2005**, *127*, 16629–16640. <https://doi.org/10.1021/ja0542789>.

185. Yamawaki, M.; Tsutsui, H.; Kitagaki, S.; Anada, M.; Hashimoto, S. Dirhodium(II) Tetrakis[N-Tetrachlorophthaloyl-(S)-Tert-Leucinate]: A New Chiral Rh(II) Catalyst for Enantioselective Amidation of C–H Bonds. *Tetrahedron Lett.* **2002**, *43*, 9561–9564. [https://doi.org/10.1016/S0040-4039\(02\)02432-2](https://doi.org/10.1016/S0040-4039(02)02432-2).
186. Kohmura, Y.; Katsuki, T. Mn(Salen)-Catalyzed Enantioselective C–H Amination. *Tetrahedron Lett.* **2001**, *42*, 3339–3342. [https://doi.org/10.1016/S0040-4039\(01\)00427-0](https://doi.org/10.1016/S0040-4039(01)00427-0).
187. Albone, D.P.; Aujla, P.S.; Challenger, S.; Derrick, A.M. A Simple Copper Catalyst for Both Aziridination of Alkenes and Amination of Activated Hydrocarbons with Chloramine-T Trihydrate. *J. Org. Chem.* **1998**, *63*, 9569–9571. <https://doi.org/10.1021/jo981335q>.
188. Powell, D.A.; Fan, H. Copper-Catalyzed Amination of Primary Benzylic C–H Bonds with Primary and Secondary Sulfonamides. *J. Org. Chem.* **2010**, *75*, 2726–2729. <https://doi.org/10.1021/jo100197r>.
189. Andrus, M.B.; Chen, X. Catalytic Enantioselective Allylic Oxidation of Olefins with Copper(I) Catalysts and New Perester Oxidants. *Tetrahedron* **1997**, *53*, 16229–16240. [https://doi.org/10.1016/S0040-4020\(97\)01011-9](https://doi.org/10.1016/S0040-4020(97)01011-9).
190. Kadish, K.M.; Smith, K.M.; Guillard, R. *Handbook of Porphyrin Science*; World Scientific Publishing: Singapore, 2010.
191. Shy, H.; Mackin, P.; Orvieto, A.S.; Gharbharan, D.; Peterson, G.R.; Bampos, N.; Hamilton, T.D. The Two-Step Mechanochemical Synthesis of Porphyrins. *Faraday Discuss.* **2014**, *170*, 59–69. <https://doi.org/10.1039/C3FD00140G>.
192. Fox, S.; Boyle, R.W. Synthetic Routes to Porphyrins Bearing Fused Rings. *Tetrahedron* **2006**, *62*, 10039–10054. <https://doi.org/10.1016/j.tet.2006.08.021>.
193. Akhigbe, J.; Luciano, M.; Zeller, M.; Brückner, C. Mono- and Bisquinoline-Annulated Porphyrins from Porphyrin β,β' -Dione Oximes. *J. Org. Chem.* **2015**, *80*, 499–511. <https://doi.org/10.1021/jo502511j>.
194. Götz, D.C.G.; Gehrold, A.C.; Dorazio, S.J.; Daddario, P.; Samankumara, L.; Bringmann, G.; Brückner, C.; Bruhn, T. Indaphyrins and Indachlorins: Optical and Chiroptical Properties of a Family of Helimeric Porphyrinoids. *Eur. J. Org. Chem.* **2015**, *2015*, 3913–3922. <https://doi.org/10.1002/ejoc.201500511>.
195. Aguiar, A.; Leite, A.; Silva, A.M.N.; Tomé, A.C.; Cunha-Silva, L.; de Castro, B.; Rangel, M.; Silva, A.M.G. Isoxazolidine-Fused Meso-Tetraarylchlorins as Key Tools for the Synthesis of Mono- and Bis-Annulated Chlorins. *Org. Biomol. Chem.* **2015**, *13*, 7131–7135. <https://doi.org/10.1039/C5OB00800J>.
196. Brückner, C. The Breaking and Mending of Meso-Tetraarylporphyrins: Transmuting the Pyrrolic Building Blocks. *Acc. Chem. Res.* **2016**, *49*, 1080–1092. <https://doi.org/10.1021/acs.accounts.6b00043>.
197. Jaquinod, L.; Gros, C.; Olmstead, M.M.; Antolovich, M.; Smith, K.M. First Syntheses of Fused Pyrroloporphyrins. *Chem. Commun.* **1996**, *12*, 1475–1476. <https://doi.org/10.1039/CC9960001475>.
198. Jaquinod, L.; Gros, C.; Khoury, R.G.; Smith, K.M. A Convenient Synthesis of Functionalized Tetraphenylchlorins. *Chem. Commun.* **1996**, *22*, 2581–2582. <https://doi.org/10.1039/CC9960002581>.
199. M. Shea, K.; Jaquinod, L. Dodecasubstituted Metallochlorins (Metallo-dihydroporphyrins). *Chem. Commun.* **1998**, *7*, 759–760. <https://doi.org/10.1039/A708766G>.
200. GROS, C.P.; JAQUINOD, L.; KHOURY, R.G.; OLMSTEAD, M.M.; SMITH, K.M. Approaches to β -Fused Porphyrinoporphyrins: Pyrrolo- and Dipyrrromethaneporphyrins. *J. Porphyr. Phthalocyanines* **1997**, *01*, 201–212. [https://doi.org/10.1002/\(SICI\)1099-1409\(199704\)1:2<201::AID-JPP25>3.0.CO;2-4](https://doi.org/10.1002/(SICI)1099-1409(199704)1:2<201::AID-JPP25>3.0.CO;2-4).
201. Shea, K.M.; Jaquinod, L.; Smith, K.M. Dihydroporphyrin Synthesis: New Methodology. *J. Org. Chem.* **1998**, *63*, 7013–7021. <https://doi.org/10.1021/jo980965p>.
202. A. Shelnutz, J.; Song, X.-Z.; Ma, J.-G.; Jia, S.-L.; Jentzen, W.; J. Medforth, C.; J. Medforth, C. Nonplanar Porphyrins and Their Significance in Proteins. *Chem. Soc. Rev.* **1998**, *27*, 31–42. <https://doi.org/10.1039/A827031Z>.
203. Mandon, D.; Ochenbein, P.; Fischer, J.; Weiss, R.; Jayaraj, K.; Austin, R.N.; Gold, A.; White, P.S.; Brigaud, O. β -Halogenated-Pyrrole Porphyrins. Molecular Structures of 2,3,7,8,12,13,17,18-Octabromo-5,10,15,20-Tetramesitylporphyrin, Nickel(II) 2,3,7,8,12,13,17,18-Octabromo-5,10,15,20-Tetramesitylporphyrin, and Nickel(II) 2,3,7,8,12,13,17,18-Octabromo-5,10,15,20-Tetrakis(Pentafluorophenyl)Porphyrin. *Inorg. Chem.* **1992**, *31*, 2044–2049. <https://doi.org/10.1021/ic00037a012>.
204. Hodge, J.A.; Hill, M.G.; Gray, H.B. Electrochemistry of Nonplanar Zinc(II) Tetrakis(Pentafluorophenyl)Porphyrins. *Inorg. Chem.* **1995**, *34*, 809–812. <https://doi.org/10.1021/ic00108a011>.
205. Kojima, T.; Nakanishi, T.; Harada, R.; Ohkubo, K.; Yamauchi, S.; Fukuzumi, S. Selective Inclusion of Electron-Donating Molecules into Porphyrin Nanochannels Derived from the Self-Assembly of Saddle-Distorted, Protonated Porphyrins and Photoinduced Electron Transfer from Guest Molecules to Porphyrin Dications. *Chem. Eur. J.* **2007**, *13*, 8714–8725. <https://doi.org/10.1002/chem.200601654>.
206. Chaudhri, N.; Grover, N.; Sankar, M. Versatile Synthetic Route for β -Functionalized Chlorins and Porphyrins by Varying the Size of Michael Donors: Syntheses, Photophysical, and Electrochemical Redox Properties. *Inorg. Chem.* **2017**, *56*, 11532–11545. <https://doi.org/10.1021/acs.inorgchem.7b01158>.
207. Lindsey, J.S. De Novo Synthesis of Gem-Dialkyl Chlorophyll Analogues for Probing and Emulating Our Green World. *Chem. Rev.* **2015**, *115*, 6534–6620. <https://doi.org/10.1021/acs.chemrev.5b00065>.
208. Taniguchi, M.; Lindsey, J.S. Synthetic Chlorins, Possible Surrogates for Chlorophylls, Prepared by Derivatization of Porphyrins. *Chem. Rev.* **2017**, *117*, 344–535. <https://doi.org/10.1021/acs.chemrev.5b00696>.
209. Samankumara, L.P.; Dorazio, S.J.; Akhigbe, J.; Li, R.; Nimthong-Roldán, A.; Zeller, M.; Brückner, C. Indachlorins: Nonplanar Indanone-Annulated Chlorin Analogues with Panchromatic Absorption Spectra between 300 and 900 Nm. *Chem. Eur. J.* **2015**, *21*, 11118–11128. <https://doi.org/10.1002/chem.201501230>.

210. McCarthy, J.R.; Hyland, M.A.; Brückner, C. Synthesis of Indaphyrins: Meso-Tetraarylsecochlorin-Based Porphyrinoids Containing Direct o-Phenyl-to- β -Linkages. *Org. Biomol. Chem.* **2004**, *2*, 1484–1491. <https://doi.org/10.1039/B401629G>.
211. Nishiyabu, R.; Anzenbacher, P. Sensing of Antipyretic Carboxylates by Simple Chromogenic Calix[4]Pyrroles. *J. Am. Chem. Soc.* **2005**, *127*, 8270–8271. <https://doi.org/10.1021/ja051421p>.
212. Nishiyabu, R.; Anzenbacher, P. 1,3-Indane-Based Chromogenic Calixpyrroles with Push-Pull Chromophores: Synthesis and Anion Sensing. *Org. Lett.* **2006**, *8*, 359–362. <https://doi.org/10.1021/ol0521782>.
213. Kim, S.-H.; Hong, S.-J.; Yoo, J.; Kim, S.K.; Sessler, J.L.; Lee, C.-H. Strapped Calix[4]Pyrroles Bearing a 1,3-Indanedione at a β -Pyrrolic Position: Chemodosimeters for the Cyanide Anion. *Org. Lett.* **2009**, *11*, 3626–3629. <https://doi.org/10.1021/ol901361h>.
214. Chaudhri, N.; Grover, N.; Sankar, M. Nickel-Induced Skeletal Rearrangement of Free Base Trans-Chlorins into Monofused NiII-Porphyrins: Synthesis, Structural, Spectral, and Electrochemical Redox Properties. *Inorg. Chem.* **2018**, *57*, 11349–11360. <https://doi.org/10.1021/acs.inorgchem.8b00798>.
215. Mchardy, N.; Hudson, A.T.; Morgan, D.W.T.; Rae, D.G.; Dolan, T.T. Activity of 10 Naphthoquinones, Including Parvaquone (993C) and Menoetone, in Cattle Artificially Infected with Theileria Parva. *Res. Vet. Sci.* **1983**, *35*, 347–352. [https://doi.org/10.1016/S0034-5288\(18\)32031-9](https://doi.org/10.1016/S0034-5288(18)32031-9).
216. Patil, P.C.; Akamanchi, K.G. Simple and Effective Route for Synthesis of Parvaquone, an Antiprotozoal Drug. *RSC Adv.* **2014**, *4*, 58214–58216. <https://doi.org/10.1039/C4RA09934F>.
217. Britton, H.; Catterick, D.; Dwyer, A.N.; Gordon, A.H.; Leach, S.G.; McCormick, C.; Mountain, C.E.; Simpson, A.; Stevens, D.R.; Urquhart, M.W.J.; et al. Discovery and Development of an Efficient Process to Atovaquone. *Org. Process Res. Dev.* **2012**, *16*, 1607–1617. <https://doi.org/10.1021/op300165q>.
218. Holt, G.; Wall, D.K. Some Reactions of 2-Diazoindane-1,3-Dione. *J. Chem. Soc. C Org.* **1966**, *0*, 857–858. <https://doi.org/10.1039/J39660000857>.
219. Spangler, R.J.; Kim, J.H.; Cava, M.P. Pyrolytic and Photochemical Wolff Rearrangement of Diazoindanones. Synthesis of 2-Carboalkoxybenzocyclobutenones. *J. Org. Chem.* **1977**, *42*, 1697–1703. <https://doi.org/10.1021/jo00430a007>.
220. Regitz, M.; Heck, G. Synthesen Und Einige Umsetzungen Des 2-Diazo- Und Des 2-Hydroxy-Indandions-(1.3). *Chem. Ber.* **1964**, *97*, 1482–1501. <https://doi.org/10.1002/cber.19640970535>.
221. Rosenfeld, M.J.; Shankar, B.K.R.; Shechter, H. Rhodium(II) Acetate-Catalyzed Reactions of 2-Diazo-1,3-Indandione and 2-Diazo-1-Indanone with Various Substrates. *J. Org. Chem.* **1988**, *53*, 2699–2705. <https://doi.org/10.1021/jo00247a007>.
222. Alloum, A.B.; Villemin, D. Potassium Fluoride on Alumina: An Easy Preparation of Diazocarbonyl Compounds. *Synth. Commun.* **1989**, *19*, 2567–2571. <https://doi.org/10.1080/00397918908052657>.
223. Zhang, J.; Chen, W.; Huang, D.; Zeng, X.; Wang, X.; Hu, Y. Tandem Synthesis of α -Diazoketones from 1,3-Diketones. *J. Org. Chem.* **2017**, *82*, 9171–9174. <https://doi.org/10.1021/acs.joc.7b01187>.
224. Chiang, Y.; Kresge, A.J.; Zhu, Y. Kinetics and Mechanism of the Base-Catalyzed Cleavage of 2-Diazo-1,3-Indanedione and the Acid-Catalyzed Decomposition of Its Hydrolysis Product, 2-(Diazocetyl)Benzoic Acid. *ARKIVOC* **2001**, *2001*, 108–115. <https://doi.org/10.3998/ark.5550190.0002.c12>.
225. Reichel, L.; Hampel, W. Chemie Und Biochemie Der Pflanzenstoffe, XXI) Über Das 1.4-Dioxo-Isochroman. *Justus Liebigs Ann. Chem.* **1968**, *712*, 152–154. <https://doi.org/10.1002/jlac.19687120119>.
226. Asif, M. Mini Review on Important Biological Properties of Benzofuran Derivatives. *J. Anal. Pharm. Res.* **2016**, *3*, 11–12. <https://doi.org/10.15406/japlr.2016.03.00050>.
227. Miao, Y.; Hu, Y.; Yang, J.; Liu, T.; Sun, J.; Wang, X. Natural Source, Bioactivity and Synthesis of Benzofuran Derivatives. *RSC Adv.* **2019**, *9*, 27510–27540. <https://doi.org/10.1039/C9RA04917G>.
228. Sun, W.; Sarma, J.S.M.; Singh, B.N. Electrophysiological Effects of Dronedarone (SR33589), a Noniodinated Benzofuran Derivative, in the Rabbit Heart. *Circulation* **1999**, *100*, 2276–2281. <https://doi.org/10.1161/01.CIR.100.22.2276>.
229. Oter, O.; Ertekin, K.; Kirilmis, C.; Koca, M.; Ahmedzade, M. Characterization of a Newly Synthesized Fluorescent Benzofuran Derivative and Usage as a Selective Fiber Optic Sensor for Fe(III). *Sens. Actuators B Chem.* **2007**, *122*, 450–456. <https://doi.org/10.1016/j.snb.2006.06.010>.
230. Karatas, F.; Koca, M.; Kara, H.; Servi, S. Synthesis and Oxidant Properties of Novel (5-Bromobenzofuran-2-Yl)(3-Methyl-3-Mesitylcyclobutyl)Ketonethiosemicarbazone. *Eur. J. Med. Chem.* **2006**, *41*, 664–669. <https://doi.org/10.1016/j.ejmech.2006.01.003>.
231. Habermann, J.; V. Ley, S.; Smits, R. Three-Step Synthesis of an Array of Substituted Benzofurans Using Polymer-Supported Reagents. *J. Chem. Soc. Perkin 1* **1999**, *17*, 2421–2423. <https://doi.org/10.1039/A904384E>.
232. Ameri, M.; Asghari, A.; Amoozadeh, A.; Bakherad, M.; Nematollahi, D. An Efficient, Simple, Non-Catalytic Electrosynthesis of New Polycyclic Benzofuran Derivatives. *Tetrahedron Lett.* **2015**, *56*, 2141–2144. <https://doi.org/10.1016/j.tetlet.2015.03.049>.
233. Allais, C.; Grassot, J.-M.; Rodriguez, J.; Constantieux, T. Metal-Free Multicomponent Syntheses of Pyridines. *Chem. Rev.* **2014**, *114*, 10829–10868. <https://doi.org/10.1021/cr500099b>.
234. Damavandi, S.; Sandaroos, R. Solvent-Free One Pot Synthesis of Indenoquinolinones Catalyzed by Iron(III) Triflate: *Heterocycl Commun* **2011**, *17*, 121–124. <https://doi.org/10.1515/hc.2011.028>.
235. Maleki, A.; Nooraie Yeganeh, N. Facile One-Pot Synthesis of a Series of 7-Aryl-8H-Benzo[h]Indeno[1,2-b]Quinoline-8-One Derivatives Catalyzed by Cellulose-Based Magnetic Nanocomposite. *Appl. Organomet. Chem.* **2017**, *31*, e3814. <https://doi.org/10.1002/aoc.3814>.

236. Safajoo, N.; Mirjalili, B.B.F.; Bamoniri, A. A Facile and Clean Synthesis of Indenopyrido[2,3-d]Pyrimidines in the Presence of Fe₃O₄@NCs/Cu(II) as Bio-Based Magnetic Nano-Catalyst. *Polycycl. Aromat. Compd.* **2021**, *41*, 1241–1248. <https://doi.org/10.1080/10406638.2019.1666889>.
237. Mamaghani, M.; Shirini, F.; Bassereh, E.; Hossein Nia, R. 1,2-Dimethyl-N-Butanesulfonic Acid Imidazolium Hydrogen Sulfate as Efficient Ionic Liquid Catalyst in the Synthesis of Indeno Fused Pyrido[2,3-d]Pyrimidines. *J. Saudi Chem. Soc.* **2016**, *20*, 570–576. <https://doi.org/10.1016/j.jscs.2014.12.003>.
238. Polo, E.; Arce-Parada, V.; López-Cortés, X.A.; Sánchez-Márquez, J.; Morales-Bayuelo, A.; Forero-Doria, O.; Gutiérrez, M. Synthesis of Pyrazolo-Fused 4-Azafluorenones in an Ionic Liquid. Mechanistic Insights by Joint Studies Using DFT Analysis and Mass Spectrometry. *Catalysts* **2019**, *9*, 820. <https://doi.org/10.3390/catal9100820>.
239. Sheldon, R. Catalytic Reactions in Ionic Liquids. *Chem. Commun.* **2001**, *23*, 2399–2407. <https://doi.org/10.1039/B107270F>.
240. Olivier-Bourbigou, H.; Magna, L. Ionic Liquids: Perspectives for Organic and Catalytic Reactions. *J. Mol. Catal. Chem.* **2002**, *182–183*, 419–437. [https://doi.org/10.1016/S1381-1169\(01\)00465-4](https://doi.org/10.1016/S1381-1169(01)00465-4).
241. Wasserscheid, P.; Keim, W. Ionic Liquids—New “Solutions” for Transition Metal Catalysis. *Angew. Chem. Int. Ed.* **2000**, *39*, 3772–3789. [https://doi.org/10.1002/1521-3773\(20001103\)39:21<3772::AID-ANIE3772>3.0.CO;2-5](https://doi.org/10.1002/1521-3773(20001103)39:21<3772::AID-ANIE3772>3.0.CO;2-5).
242. Gu, Y. Multicomponent Reactions in Unconventional Solvents: State of the Art. *Green Chem.* **2012**, *14*, 2091–2128. <https://doi.org/10.1039/C2GC35635J>.
243. Ahmed, K.; Dubey, B.; Nadeem, S.; Shrivastava, B.; Sharma, P. P-TSA-Catalyzed One-Pot Synthesis and Docking Studies of Some 5H-Indeno[1,2-b]Quinoline-9,11(6H,10H)-Dione Derivatives as Anticonvulsant Agents. *Chin. Chem. Lett.* **2016**, *27*, 721–725. <https://doi.org/10.1016/j.ccllet.2016.01.053>.
244. Verma, G.K.; Raghuvanshi, K.; Kumar, R.; Singh, M.S. An Efficient One-Pot Three-Component Synthesis of Functionalized Pyrimido[4,5-b]Quinolines and Indeno Fused Pyrido[2,3-d]Pyrimidines in Water. *Tetrahedron Lett.* **2012**, *53*, 399–402. <https://doi.org/10.1016/j.tetlet.2011.11.047>.
245. Bhaskaruni, S.V.H.S.; Maddila, S.; Van Zyl, W.E.; Jonnalagadda, S.B. Ag₂O on ZrO₂ as a Recyclable Catalyst for Multicomponent Synthesis of Indenopyrimidine Derivatives. *Molecules* **2018**, *23*, 1648. <https://doi.org/10.3390/molecules23071648>.
246. Chupakhin, E.; Babich, O.; Prosekov, A.; Asyakina, L.; Krasavin, M. Spirocyclic Motifs in Natural Products. *Molecules* **2019**, *24*, 4165. <https://doi.org/10.3390/molecules24224165>.
247. Donthi, R.; Reddy, V.R.; Reddy, S.N.; Chandra, R. Base Catalysed Diastereoselective Tamura Cycloaddition of Vinylidene Indanediones. *Tetrahedron Lett.* **2019**, *60*, 1–4. <https://doi.org/10.1016/j.tetlet.2018.10.074>.
248. Andrew Evans, P.; Brandt, T.A. Palladium Catalyzed Cross-Coupling Acylation Approach to the Antitumor Antibiotic Fredericamycin A. *Tetrahedron Lett.* **1996**, *37*, 1367–1370. [https://doi.org/10.1016/0040-4039\(96\)00055-X](https://doi.org/10.1016/0040-4039(96)00055-X).
249. Pizzirani, D.; Roberti, M.; Recanatini, M. Domino Knoevenagel/Diels–Alder Sequence Coupled to Suzuki Reaction: A Valuable Synthetic Platform for Chemical Biology. *Tetrahedron Lett.* **2007**, *48*, 7120–7124. <https://doi.org/10.1016/j.tetlet.2007.07.214>.
250. Coldham, I.; Hufton, R. Intramolecular Dipolar Cycloaddition Reactions of Azomethine Ylides. *Chem. Rev.* **2005**, *105*, 2765–2810. <https://doi.org/10.1021/cr040004c>.
251. Kathiravan, S.; Raghunathan, R. Expedient Synthesis of Novel Ferrocenyl Spiropyrrolidines Through 1,3-Dipolar Cycloaddition Reaction. *J. Heterocycl. Chem.* **2014**, *51*, 906–910. <https://doi.org/10.1002/jhet.1731>.
252. Huang, Y.; Sun, J.; Yan, C.-G. Generation of New 1,3-Dipolar Azomethine Ylide via Reaction of Ethyl Glycinate with Dialkyl But-2-Ynedioate and Tandem 1,3-Dipolar Cycloaddition Reaction. *ChemistrySelect* **2017**, *2*, 10496–10500. <https://doi.org/10.1002/slct.201702162>.
253. Qiu, G.; Kuang, Y.; Wu, J. N-Imide Ylide-Based Reactions: C[⊖]H Functionalization, Nucleophilic Addition and Cycloaddition. *Adv. Synth. Catal.* **2014**, *356*, 3483–3504. <https://doi.org/10.1002/adsc.201400631>.
254. Duan, J.; Cheng, J.; Cheng, Y.; Li, P. Synthesis of Dinitrogen-Fused Spirocyclic Heterocycles via Organocatalytic 1,3-Dipolar Cycloaddition of 2-Arylidene-1,3-Indandiones and an Azomethine Imine. *Asian J. Org. Chem.* **2016**, *5*, 477–480. <https://doi.org/10.1002/ajoc.201500529>.
255. Yu, J.-K.; Chien, H.-W.; Lin, Y.-J.; Karanam, P.; Chen, Y.-H.; Lin, W. Diversity-Oriented Synthesis of Chromenopyrrolidines from Azomethine Ylides and 2-Hydroxybenzylidene Indandiones via Base-Controlled Regiodivergent (3+2) Cycloaddition. *Chem. Commun.* **2018**, *54*, 9921–9924. <https://doi.org/10.1039/C8CC05693E>.
256. Winter, M.; Faust, K.; Himmelsbach, M.; Waser, M. Synthesis of α -CF₃-Proline Derivatives by Means of a Formal (3 + 2)-Cyclisation between Trifluoropyruvate Imines and Michael Acceptors. *Org. Biomol. Chem.* **2019**, *17*, 5731–5735. <https://doi.org/10.1039/C9OB01134J>.
257. F. Borges; F. Roleira; N. Milhazes; L. Santana and E. Uriarte Simple Coumarins and Analogues in Medicinal Chemistry: Occurrence, Synthesis and Biological Activity. *Curr. Med. Chem.* **2005**, *12*, 887–916. <https://doi.org/10.2174/0929867053507315>.
258. Chen, Y.-R.; Ganapuram, M.R.; Hsieh, K.-H.; Chen, K.-H.; Karanam, P.; Vagh, S.S.; Liou, Y.-C.; Lin, W. 3-Homoacyl Coumarin: An All Carbon 1,3-Dipole for Enantioselective Concerted (3+2) Cycloaddition. *Chem. Commun.* **2018**, *54*, 12702–12705. <https://doi.org/10.1039/C8CC07271J>.
259. Hu, F.; Wei, Y.; Shi, M. Enantioselective Synthesis of Spirocyclic Cyclopentenones: Asymmetric [3+2] Annulation of 2-Arylideneindane-1,3-Diones with MBH Carbonates Derivatives Catalyzed by Multifunctional Thiourea–Phosphines. *Tetrahedron* **2012**, *68*, 7911–7919. <https://doi.org/10.1016/j.tet.2012.07.013>.

260. Vetica, F.; Bailey, S.J.; Kumar, M.; Mahajan, S.; von Essen, C.; Rissanen, K.; Enders, D. Palladium-Catalyzed [3+2] Cycloaddition of Vinylaziridine and Indane-1,3-Diones: Diastereo- and Enantioselective Access to Spiro-Pyrrolidines. *Synthesis* **2020**, *52*, 2038–2044.
261. Zhang, H.; Gao, X.; Jiang, F.; Shi, W.; Wang, W.; Wu, Y.; Zhang, C.; Shi, X.; Guo, H. Palladium-Catalyzed Asymmetric [3+2] Cycloaddition of Vinylethylene Carbonates with 2-Arylidene-1,3-Indandiones: Synthesis of Tetrahydrofuran-Fused Spirocyclic 1,3-Indandiones. *Eur. J. Org. Chem.* **2020**, *2020*, 4801–4804. <https://doi.org/10.1002/ejoc.202000762>.
262. Wei, F.; Ren, C.-L.; Wang, D.; Liu, L. Highly Enantioselective [3+2] Cycloaddition of Vinylcyclopropane with Nitroalkenes Catalyzed by Palladium(0) with a Chiral Bis(Tert-Amine) Ligand. *Chem. Eur. J.* **2015**, *21*, 2335–2338. <https://doi.org/10.1002/chem.201405407>.
263. Ling, J.; Laugeois, M.; Ratovelomanana-Vidal, V.; Vitale, M.R. Palladium(0)-Catalyzed Diastereoselective (3+2) Cycloadditions of Vinylcyclopropanes with Sulfonyl-Activated Imines. *Synlett* **2018**, *29*, 2288–2292.
264. Laugeois, M.; Ponra, S.; Ratovelomanana-Vidal, V.; Michelet, V.; Vitale, M.R. Asymmetric Preparation of Polysubstituted Cyclopentanes by Synergistic Pd(0)/Amine Catalyzed Formal [3+2] Cycloadditions of Vinyl Cyclopropanes with Enals. *Chem. Commun.* **2016**, *52*, 5332–5335. <https://doi.org/10.1039/C6CC01775D>.
265. Mei, L.-Y.; Tang, X.-Y.; Shi, M. One-Pot Tandem Diastereoselective and Enantioselective Synthesis of Functionalized Oxindole-Fused Spiropyrazolidine Frameworks. *Chem. Eur. J.* **2014**, *20*, 13136–13142. <https://doi.org/10.1002/chem.201403990>.
266. Yuan, Z.; Wei, W.; Lin, A.; Yao, H. Bifunctional Organo/Metal Cooperatively Catalyzed [3 + 2] Annulation of Para-Quinone Methides with Vinylcyclopropanes: Approach to Spiro[4.5]Deca-6,9-Diene-8-Ones. *Org. Lett.* **2016**, *18*, 3370–3373. <https://doi.org/10.1021/acs.orglett.6b01512>.
267. Corti, V.; Marcantonio, E.; Mamone, M.; Giungi, A.; Fochi, M.; Bernardi, L. Synergistic Palladium-Phosphoric Acid Catalysis in (3 + 2) Cycloaddition Reactions between Vinylcyclopropanes and Imines. *Catalysts* **2020**, *10*, 150. <https://doi.org/10.3390/catal10020150>.
268. Duan, J.; Cheng, Y.; Li, R.; Li, P. Synthesis of Spiro[Indane-1,3-Dione-1-Pyrrolines] via Copper-Catalyzed Heteroannulation of Ketoxime Acetates with 2-Arylideneindane-1,3-Diones. *Org. Chem. Front.* **2016**, *3*, 1614–1618. <https://doi.org/10.1039/C6QO00454G>.
269. Bdiri, B.; Zhou, Z.-M. Novel Asymmetric Synthesis of Spiroindene-1,3dione-Pyrrolidines via CoII/Amino Acids Complex Catalysed Asymmetric 1,3-Dipolar Cycloaddition of Azomethine Ylides and 2-Arylideneindane-1,3-Diones. *Tetrahedron Lett.* **2017**, *58*, 4600–4608. <https://doi.org/10.1016/j.tetlet.2017.10.060>.
270. Jiang, Y.-H.; Sun, J.; Sun, Q.; Yan, C.-G. Construction of Spiro[Indene-2,1'-Pyrrolo[2,1-a]Isoquinoline]s through a Visible-Light-Catalyzed Oxidative [3+2] Cycloaddition Reaction. *Asian J. Org. Chem.* **2017**, *6*, 862–866. <https://doi.org/10.1002/ajoc.201700125>.
271. Domínguez, G.; Pérez-Castells, J. Recent Advances in [2+2+2] Cycloaddition Reactions. *Chem. Soc. Rev.* **2011**, *40*, 3430–3444. <https://doi.org/10.1039/C1CS15029D>.
272. Kotha, S.; Sreevani, G. Molybdenum Hexacarbonyl: Air Stable Catalyst for Microwave Assisted Intermolecular [2+2+2] Co-Trimerization Involving Propargyl Halides. *Tetrahedron Lett.* **2015**, *56*, 5903–5908. <https://doi.org/10.1016/j.tetlet.2015.09.029>.
273. Tran, C.; Haddad, M.; Ratovelomanana-Vidal, V. Ruthenium-Catalyzed [2+2+2] Cycloaddition of α,ω -Diyne and Selenocyanates: An Entry to Selenopyridine Derivatives. *Synthesis* **2019**, *51*, 2532–2541.
274. Ye, F.; Boukattaya, F.; Haddad, M.; Ratovelomanana-Vidal, V.; Michelet, V. Synthesis of 2-Aminopyridines via Ruthenium-Catalyzed [2+2+2] Cycloaddition of 1,6- and 1,7-Diyne with Cyanamides: Scope and Limitations. *New J. Chem.* **2018**, *42*, 3222–3235. <https://doi.org/10.1039/C7NJ04933A>.
275. Ye, F.; Haddad, M.; Michelet, V.; Ratovelomanana-Vidal, V. Solvent-Free Ruthenium Trichloride-Mediated [2 + 2 + 2] Cycloaddition of α,ω -Diyne and Cyanamides: A Convenient Access to 2-Aminopyridines. *Org. Chem. Front.* **2017**, *4*, 1063–1068. <https://doi.org/10.1039/C7QO00058H>.
276. Tran, C.; Haddad, M.; Ratovelomanana-Vidal, V. Ruthenium-Catalyzed, Microwave-Mediated [2+2+2] Cycloaddition: A Useful Combination for the Synthesis of 2-Aminopyridines. *Synlett* **2019**, *30*, 1891–1894.
277. Ye, F.; Haddad, M.; Ratovelomanana-Vidal, V.; Michelet, V. Ruthenium-Catalyzed [2 + 2 + 2] Cycloaddition Reaction Forming 2-Aminopyridine Derivatives from α,ω -Diyne and Cyanamides. *Org. Lett.* **2017**, *19*, 1104–1107. <https://doi.org/10.1021/acs.orglett.7b00130>.
278. Li, Q.; Wang, Y.; Li, B.; Wang, B. Cp*Co(III)-Catalyzed Regioselective Synthesis of Cyclopenta[b]Carbazoles via Dual C(Sp²)-H Functionalization of 1-(Pyridin-2-Yl)-Indoles with Diynes. *Org. Lett.* **2018**, *20*, 7884–7887. <https://doi.org/10.1021/acs.orglett.8b03438>.
279. Wang, Y.; Li, B.; Wang, B. RhIII-Catalyzed Synthesis of Cyclopenta[b]Carbazoles via Cascade C–H/C–C Bond Cleavage and Cyclization Reactions: Using Amide as a Traceless Directing Group. *Org. Lett.* **2020**, *22*, 83–87. <https://doi.org/10.1021/acs.orglett.9b03969>.
280. Avarvari, N.; Le Floch, P.; Ricard, L.; Mathey, F. 1,3,2-Diazaphosphinines and -Diazaarsinines as Precursors for Polyfunctional Phosphinines and Arsinines. *Organometallics* **1997**, *16*, 4089–4098. <https://doi.org/10.1021/om970414+>.
281. Weemers, J.J.M.; van der Graaff, W.N.P.; Pidko, E.A.; Lutz, M.; Müller, C. Bulky Phosphinines: From a Molecular Design to an Application in Homogeneous Catalysis. *Chem. Eur. J.* **2013**, *19*, 8991–9004. <https://doi.org/10.1002/chem.201300557>.
282. Nakajima, K.; Takata, S.; Sakata, K.; Nishibayashi, Y. Synthesis of Phosphabenzenes by an Iron-Catalyzed [2+2+2] Cycloaddition Reaction of Diynes with Phosphaalkynes. *Angew. Chem. Int. Ed.* **2015**, *54*, 7597–7601. <https://doi.org/10.1002/anie.201502531>.

283. Kumar, P.; Zhang, K.; Louie, J. An Expedient Route to Eight-Membered Heterocycles By Nickel-Catalyzed Cycloaddition: Low-Temperature C–C Bond Cleavage. *Angew. Chem. Int. Ed.* **2012**, *51*, 8602–8606. <https://doi.org/10.1002/anie.201203521>.
284. Wang, J.; Wang, M.; Xiang, J.; Xi, H.; Wu, A. Generation of O-Quinodimethanes (o-QDMs) from Benzo[c]Oxepines and the Synthetic Application for Polysubstituted Tetrahydronaphthalenes. *Tetrahedron* **2015**, *71*, 7687–7694. <https://doi.org/10.1016/j.tet.2015.07.062>.
285. Yang, Y.; Jiang, Y.; Du, W.; Chen, Y.-C. Asymmetric Cross [10+2] Cycloadditions of 2-Alkylidene-1-Indanones and Activated Alkenes under Phase-Transfer Catalysis. *Chem. Eur. J.* **2020**, *26*, 1754–1758. <https://doi.org/10.1002/chem.201904930>.
286. Ramachary, D.B.; Anebouselvy, K.; Chowdari, N.S.; Barbas, C.F. Direct Organocatalytic Asymmetric Heterodomino Reactions: The Knoevenagel/Diels–Alder/Epimerization Sequence for the Highly Diastereoselective Synthesis of Symmetrical and Nonsymmetrical Synthons of Benzoannulated Centropolyquinanes. *J. Org. Chem.* **2004**, *69*, 5838–5849. <https://doi.org/10.1021/jo049581r>.
287. Duan, J.; Cheng, J.; Li, B.; Qi, F.; Li, P. Enantioselective Synthesis of Spiro[1,3--indanedione–Tetrahydrothiophene]s by -Organocatalytic Sulfa-Michael/Michael Domino Reaction. *Eur. J. Org. Chem.* **2015**, *2015*, 6130–6134. <https://doi.org/10.1002/ejoc.201500837>.
288. Mahajan, S.; Chauhan, P.; Blümel, M.; Puttreddy, R.; Rissanen, K.; Raabe, G.; Enders, D. Asymmetric Synthesis of Spiro Tetrahydrothiophene-Indan-1,3-Diones via a Squaramide-Catalyzed Sulfa-Michael/Aldol Domino Reaction. *Synthesis* **2016**, *48*, 1131–1138.
289. Yazdani, H.; Bazgir, A. Lewis Acid Catalyzed Regio- and Diastereoselective Synthesis of Spiroisoxazolines via One-Pot Sequential Knoevenagel Condensation/1,3-Dipolar Cycloaddition Reaction. *Synthesis* **2019**, *51*, 1669–1679.
290. Aitha, A.; Yennam, S.; Behera, M.; Anireddy, J.S. Synthesis of Spiroindene-1,3-Dione Isothiazolines via a Cascade Michael/1,3-Dipolar Cycloaddition Reaction of 1,3,4-Oxathiazol-2-One and 2-Arylidene-1,3-Indandiones. *Tetrahedron Lett.* **2017**, *58*, 578–581. <https://doi.org/10.1016/j.tetlet.2016.12.089>.
291. Liang, L.; Li, E.; Xie, P.; Huang, Y. Phosphine-Initiated Domino Reaction: A Convenient Method for the Preparation of Spirocyclopentanones. *Chem. Asian J.* **2014**, *9*, 1270–1273. <https://doi.org/10.1002/asia.201301641>.
292. Mao, L.; Li, Y.; Yang, S. Silver-Catalyzed Cascade Radical Cyclization for Stereoselective Synthesis of Exocyclic Phosphine Oxides. *Chin. J. Chem.* **2017**, *35*, 316–322. <https://doi.org/10.1002/cjoc.201600707>.
293. Shi, W.; Mao, B.; Xu, J.; Wang, Q.; Wang, W.; Wu, Y.; Li, X.; Guo, H. Phosphine-Catalyzed Cascade Michael Addition/[4+2] Cycloaddition Reaction of Allenates and 2-Arylidene-1,3-Indanediones. *Org. Lett.* **2020**, *22*, 2675–2680. <https://doi.org/10.1021/acs.orglett.0c00637>.
294. Champetter, P.; Castillo-Aguilera, O.; Taillier, C.; Brière, J.-F.; Dalla, V.; Oudeyer, S.; Comesse, S. N-Alkoxyacrylamides in Domino Reactions: Catalytic and Stereoselective Access to δ -Lactams. *Eur. J. Org. Chem.* **2019**, *2019*, 7703–7710. <https://doi.org/10.1002/ejoc.201901528>.
295. Yang, S.-M.; Tsai, Y.-L.; Reddy, G.M.; Möhlmann, L.; Lin, W. Chemo- and Diastereoselective Michael–Michael–Acetalization Cascade for the Synthesis of 1,3-Indandione-Fused Spiro[4.5]Decan Scaffolds. *J. Org. Chem.* **2017**, *82*, 9182–9190. <https://doi.org/10.1021/acs.joc.7b01415>.
296. Ren, W.; Wang, X.-Y.; Li, J.-J.; Tian, M.; Liu, J.; Ouyang, L.; Wang, J.-H. Efficient Construction of Biologically Important Functionalized Polycyclic Spiro-Fused Carbocyclicoxindoles via an Asymmetric Organocatalytic Quadruple-Cascade Reaction. *RSC Adv.* **2017**, *7*, 1863–1868. <https://doi.org/10.1039/C6RA24910H>.
297. Banothu, J.; Basavoju, S.; Bavantula, R. Pyridinium Ylide Assisted Highly Stereoselective One-Pot Synthesis of Trans-2-(4-Chlorobenzoyl)-3-Aryl-Spiro[Cyclopropane-1,2'-Inden]-1',3'-Diones and Their Antimicrobial and Nematicidal Activities. *J. Heterocycl. Chem.* **2015**, *52*, 853–860. <https://doi.org/10.1002/jhet.2059>.
298. Nassiri, M.; Milani, F.J.; Hassankhani, A. Synthesis of Spiro Pyrrolbenzothiazole Derivatives via a Three-Component Reaction. *J. Heterocycl. Chem.* **2015**, *52*, 1162–1166. <https://doi.org/10.1002/jhet.2208>.
299. Manjappa, K.B.; Peng, Y.-T.; Jhang, W.-F.; Yang, D.-Y. Microwave-Promoted, Catalyst-Free, Multi-Component Reaction of Proline, Aldehyde, 1,3-Diketone: One Pot Synthesis of Pyrrolizidines and Pyrrolizinones. *Tetrahedron* **2016**, *72*, 853–861. <https://doi.org/10.1016/j.tet.2015.12.056>.
300. Rajeswari, M.; Sindhu, J.; Singh, H.; Khurana, J.M. An Efficient, Green Synthesis of Novel Regioselective and Stereoselective Indan-1,3-Dione Grafted Spirooxindolopyrrolizidine Linked 1,2,3-Triazoles via a One-Pot Five-Component Condensation Using PEG-400. *RSC Adv.* **2015**, *5*, 39686–39691. <https://doi.org/10.1039/C5RA03505H>.
301. Firouzi-Haji, R.; Maleki, A. L-Proline-Functionalized Fe₃O₄ Nanoparticles as an Efficient Nanomagnetic Organocatalyst for Highly Stereoselective One-Pot Two-Step Tandem Synthesis of Substituted Cyclopropanes. *ChemistrySelect* **2019**, *4*, 853–857. <https://doi.org/10.1002/slct.201802608>.
302. Zhou, H.-Y.; Han, Y.; Chen, C.-F. PH-Controlled Motions in Mechanically Interlocked Molecules. *Mater. Chem. Front.* **2020**, *4*, 12–28. <https://doi.org/10.1039/C9QM00546C>.
303. Kitson, P.J.; Parenty, A.D.C.; Richmond, C.J.; Long, D.-L.; Cronin, L. A New C–C Bond Forming Annulation Reaction Leading to PH Switchable Heterocycles. *Chem. Commun.* **2009**, *27*, 4067–4069. <https://doi.org/10.1039/B905383B>.
304. Qi, J.; Zheng, J.; Cui, S. Facile Synthesis of Carbo- and Heterocycles via Fe(III)-Catalyzed Alkene Hydrofunctionalization. *Org. Chem. Front.* **2018**, *5*, 222–225. <https://doi.org/10.1039/C7QO00817A>.

305. Duan, J.; Mao, Y.; Zhang, L.; Zhu, N.; Fang, Z.; Guo, K. Copper-Catalyzed [3+2] Annulation of 2-Arylidene-1,3-Indandiones with N-Acetyl Enamides for the Synthesis of Spiropyrrolines. *Adv. Synth. Catal.* **2020**, *362*, 695–699. <https://doi.org/10.1002/adsc.201901333>.
306. Zhao, B.; Liang, H.-W.; Yang, J.; Yang, Z.; Wei, Y. Copper-Catalyzed Intermolecular Cyclization between Oximes and Alkenes: A Facile Access to Spiropyrrolines. *ACS Catal.* **2017**, *7*, 5612–5617. <https://doi.org/10.1021/acscatal.7b01876>.
307. Gupta, A.K.; Vaishanv, N.K.; Kant, R.; Mohanan, K. Rapid and Selective Synthesis of Spiropyrrolines and Pyrazolylphthalides Employing Seyferth–Gilbert Reagent. *Org. Biomol. Chem.* **2017**, *15*, 6411–6415. <https://doi.org/10.1039/C7OB01417A>.
308. Das, S. Annulations Involving 2-Arylidene-1,3-Indanediones: Stereoselective Synthesis of Spiro- and Fused Scaffolds. *New J. Chem.* **2020**, *44*, 17148–17176. <https://doi.org/10.1039/D0NJ03968C>.
309. Xiao, P.; Zhang, J.; Dumur, F.; Tehfe, M.A.; Morlet-Savary, F.; Graff, B.; Gimes, D.; Fouassier, J.P.; Lalevée, J. Visible Light Sensitive Photoinitiating Systems: Recent Progress in Cationic and Radical Photopolymerization Reactions under Soft Conditions. *Prog. Polym. Sci.* **2015**, *41*, 32–66. <https://doi.org/10.1016/j.progpolymsci.2014.09.001>.
310. Al Mousawi, A.; Garra, P.; Schmitt, M.; Toufaily, J.; Hamieh, T.; Graff, B.; Fouassier, J.P.; Dumur, F.; Lalevée, J. 3-Hydroxyflavone and N-Phenylglycine in High Performance Photoinitiating Systems for 3D Printing and Photocomposites Synthesis. *Macromolecules* **2018**, *51*, 4633–4641. <https://doi.org/10.1021/acs.macromol.8b00979>.
311. Tehfe, M.-A.; Dumur, F.; Xiao, P.; Delgove, M.; Graff, B.; Fouassier, J.-P.; Gimes, D.; Lalevée, J. Chalcone Derivatives as Highly Versatile Photoinitiators for Radical, Cationic, Thiol–Ene and IPN Polymerization Reactions upon Exposure to Visible Light. *Polym. Chem.* **2014**, *5*, 382–390. <https://doi.org/10.1039/C3PY00922J>.
312. Zivic, N.; Zhang, J.; Bardelang, D.; Dumur, F.; Xiao, P.; Jet, T.; Versace, D.-L.; Dietlin, C.; Morlet-Savary, F.; Graff, B.; et al. Novel Naphthalimide–Amine Based Photoinitiators Operating under Violet and Blue LEDs and Usable for Various Polymerization Reactions and Synthesis of Hydrogels. *Polym. Chem.* **2015**, *7*, 418–429. <https://doi.org/10.1039/C5PY01617G>.
313. Tehfe, M.-A.; Dumur, F.; Contal, E.; Graff, B.; Morlet-Savary, F.; Gimes, D.; Fouassier, J.-P.; Lalevée, J. New Insights into Radical and Cationic Polymerizations upon Visible Light Exposure: Role of Novel Photoinitiator Systems Based on the Pyrene Chromophore. *Polym. Chem.* **2013**, *4*, 1625–1634. <https://doi.org/10.1039/C2PY20950K>.
314. Zhang, J.; Zivic, N.; Dumur, F.; Xiao, P.; Graff, B.; Fouassier, J.P.; Gimes, D.; Lalevée, J. N-[2-(Dimethylamino)Ethyl]-1,8-Naphthalimide Derivatives as Photoinitiators under LEDs. *Polym. Chem.* **2018**, *9*, 994–1003. <https://doi.org/10.1039/C8PY00055G>.
315. Tehfe, M.-A.; Dumur, F.; Contal, E.; Graff, B.; Gimes, D.; Fouassier, J.-P.; Lalevée, J. Novel Highly Efficient Organophotocatalysts: Truxene–Acridine-1,8-Diones as Photoinitiators of Polymerization. *Macromol. Chem. Phys.* **2013**, *214*, 2189–2201. <https://doi.org/10.1002/macp.201300362>.
316. Dumur, F. Recent Advances on Visible Light Metal-Based Photocatalysts for Polymerization under Low Light Intensity. *Catalysts* **2019**, *9*, 736. <https://doi.org/10.3390/catal9090736>.
317. Bonardi, A.-H.; Dumur, F.; Noirbent, G.; Lalevée, J.; Gimes, D. Organometallic vs Organic Photoredox Catalysts for Photocuring Reactions in the Visible Region. *Beilstein J. Org. Chem.* **2018**, *14*, 3025–3046. <https://doi.org/10.3762/bjoc.14.282>.
318. Zivic, N.; Bouzrati-Zerelli, M.; Kermagoret, A.; Dumur, F.; Fouassier, J.-P.; Gimes, D.; Lalevée, J. Photocatalysts in Polymerization Reactions. *ChemCatChem* **2016**, *8*, 1617–1631. <https://doi.org/10.1002/cctc.201501389>.
319. Lalevée, J.; Telitel, S.; Xiao, P.; Lepeltier, M.; Dumur, F.; Morlet-Savary, F.; Gimes, D.; Fouassier, J.-P. Metal and Metal-Free Photocatalysts: Mechanistic Approach and Application as Photoinitiators of Photopolymerization. *Beilstein J. Org. Chem.* **2014**, *10*, 863–876. <https://doi.org/10.3762/bjoc.10.83>.
320. Sun, K.; Pigot, C.; Zhang, Y.; Borjigin, T.; Morlet-Savary, F.; Graff, B.; Nechab, M.; Xiao, P.; Dumur, F.; Lalevée, J. Sunlight Induced Polymerization Photoinitiated by Novel Push–Pull Dyes: Indane-1,3-Dione, 1H-Cyclopenta[b]Naphthalene-1,3(2H)-Dione and 4-Dimethoxyphenyl-1-Allylidene Derivatives. *Macromol. Chem. Phys.* **2022**, *223*, 2100439. <https://doi.org/10.1002/macp.202100439>.
321. Sun, K.; Liu, S.; Chen, H.; Morlet-Savary, F.; Graff, B.; Pigot, C.; Nechab, M.; Xiao, P.; Dumur, F.; Lalevée, J. N-Ethyl Carbazole-1-Allylidene-Based Push-Pull Dyes as Efficient Light Harvesting Photoinitiators for Sunlight Induced Polymerization. *Eur. Polym. J.* **2021**, *147*, 110331. <https://doi.org/10.1016/j.eurpolymj.2021.110331>.
322. Sun, K.; Liu, S.; Pigot, C.; Brunel, D.; Graff, B.; Nechab, M.; Gimes, D.; Morlet-Savary, F.; Zhang, Y.; Xiao, P.; et al. Novel Push–Pull Dyes Derived from 1H-Cyclopenta[b]Naphthalene-1,3(2H)-Dione as Versatile Photoinitiators for Photopolymerization and Their Related Applications: 3D Printing and Fabrication of Photocomposites. *Catalysts* **2020**, *10*, 1196. <https://doi.org/10.3390/catal10101196>.
323. Pigot, C.; Noirbent, G.; Brunel, D.; Dumur, F. Recent Advances on Push–Pull Organic Dyes as Visible Light Photoinitiators of Polymerization. *Eur. Polym. J.* **2020**, *133*, 109797. <https://doi.org/10.1016/j.eurpolymj.2020.109797>.
324. Mokbel, H.; Toufaily, J.; Hamieh, T.; Dumur, F.; Campolo, D.; Gimes, D.; Fouassier, J.P.; Ortyl, J.; Lalevée, J. Specific Cationic Photoinitiators for near UV and Visible LEDs: Iodonium versus Ferrocenium Structures. *J. Appl. Polym. Sci.* **2015**, *132*, 42759. <https://doi.org/10.1002/app.42759>.
325. Dumur, F.; Nasr, G.; Wantz, G.; Mayer, C.R.; Dumas, E.; Guerlin, A.; Miomandre, F.; Clavier, G.; Bertin, D.; Gimes, D. Cationic Iridium Complex for the Design of Soft Salt-Based Phosphorescent OLEDs and Color-Tunable Light-Emitting Electrochemical Cells. *Org. Electron.* **2011**, *12*, 1683–1694. <https://doi.org/10.1016/j.orgel.2011.06.014>.
326. Zhang, J.; Zivic, N.; Dumur, F.; Xiao, P.; Graff, B.; Gimes, D.; Fouassier, J.P.; Lalevée, J. A Benzophenone-Naphthalimide Derivative as Versatile Photoinitiator of Polymerization under near UV and Visible Lights. *J. Polym. Sci. Part Polym. Chem.* **2015**, *53*, 445–451. <https://doi.org/10.1002/pola.27451>.

327. Xiao, P.; Frigoli, M.; Dumur, F.; Graff, B.; Gignes, D.; Fouassier, J.P.; Lalevée, J. Julolidine or Fluorenone Based Push–Pull Dyes for Polymerization upon Soft Polychromatic Visible Light or Green Light. *Macromolecules* **2014**, *47*, 106–112. <https://doi.org/10.1021/ma402196p>.
328. Tehfe, M.-A.; Dumur, F.; Graff, B.; Morlet-Savary, F.; Gignes, D.; Fouassier, J.-P.; Lalevée, J. Push–Pull (Thio)Barbituric Acid Derivatives in Dye Photosensitized Radical and Cationic Polymerization Reactions under 457/473 Nm Laser Beams or Blue LEDs. *Polym. Chem.* **2013**, *4*, 3866–3875. <https://doi.org/10.1039/C3PY00372H>.
329. Dumur, F.; Gignes, D.; Fouassier, J.-P.; Lalevée, J. Organic Electronics: An El Dorado in the Quest of New Photocatalysts for Polymerization Reactions. *Acc. Chem. Res.* **2016**, *49*, 1980–1989. <https://doi.org/10.1021/acs.accounts.6b00227>.
330. Mokbel, H.; Dumur, F.; Telitel, S.; Vidal, L.; Xiao, P.; Versace, D.-L.; Tehfe, M.-A.; Morlet-Savary, F.; Graff, B.; Fouassier, J.-P.; et al. Photoinitiating Systems of Polymerization and in Situ Incorporation of Metal Nanoparticles into Polymer Matrices upon Exposure to Visible Light: Push–Pull Malonate and Malononitrile Based Dyes. *Polym. Chem.* **2013**, *4*, 5679–5687. <https://doi.org/10.1039/C3PY00846K>.
331. Tehfe, M.-A.; Dumur, F.; Graff, B.; Gignes, D.; Fouassier, J.-P.; Lalevée, J. Blue-to-Red Light Sensitive Push–Pull Structured Photoinitiators: Indanedione Derivatives for Radical and Cationic Photopolymerization Reactions. *Macromolecules* **2013**, *46*, 3332–3341. <https://doi.org/10.1021/ma4005082>.
332. Xiao, P.; Dumur, F.; Graff, B.; Morlet-Savary, F.; Vidal, L.; Gignes, D.; Fouassier, J.P.; Lalevée, J. Structural Effects in the Indanedione Skeleton for the Design of Low Intensity 300–500 Nm Light Sensitive Initiators. *Macromolecules* **2014**, *47*, 26–34. <https://doi.org/10.1021/ma402149g>.
333. Tehfe, M.-A.; Dumur, F.; Graff, B.; Morlet-Savary, F.; Fouassier, J.-P.; Gignes, D.; Lalevée, J. New Push–Pull Dyes Derived from Michler's Ketone For Polymerization Reactions Upon Visible Lights. *Macromolecules* **2013**, *46*, 3761–3770. <https://doi.org/10.1021/ma400766z>.
334. Telitel, S.; Dumur, F.; Kavalli, T.; Graff, B.; Morlet-Savary, F.; Gignes, D.; Fouassier, J.-P.; Lalevée, J. The 1,3-Bis(Dicyanomethylidene)Indane Skeleton as a (Photo) Initiator in Thermal Ring Opening Polymerization at RT and Radical or Cationic Photopolymerization. *RSC Adv.* **2014**, *4*, 15930–15936. <https://doi.org/10.1039/C3RA42819B>.
335. Sun, K.; Pigot, C.; Chen, H.; Nechab, M.; Gignes, D.; Morlet-Savary, F.; Graff, B.; Liu, S.; Xiao, P.; Dumur, F.; et al. Free Radical Photopolymerization and 3D Printing Using Newly Developed Dyes: Indane-1,3-Dione and 1H-Cyclopentanaphthalene-1,3-Dione Derivatives as Photoinitiators in Three-Component Systems. *Catalysts* **2020**, *10*, 463. <https://doi.org/10.3390/catal10040463>.
336. Bakshiev, N.G. Universal Intermolecular Interactions and Their Effect on the Position of the Electronic Spectra of Molecules in Two Component Solutions. *Opt. Spektrosk.* **1964**, *16*, 821–832.
337. Kawski, A. Der Wellenzahl von Elektronenbanden Lumineszierenden Moleculen. *Acta Phys Pol.* **1966**, *29*, 507–518.
338. Lippert, E. Dipolmoment und Elektronenstruktur von Angeregten Molekülen. *Z. Für Naturforschung A* **1955**, *10*, 541–545. <https://doi.org/10.1515/zna-1955-0707>.
339. McRae, E.G. Theory of Solvent Effects on Molecular Electronic Spectra. Frequency Shifts. *J. Phys. Chem.* **1957**, *61*, 562–572. <https://doi.org/10.1021/j150551a012>.
340. Suppan, P. Solvent Effects on the Energy of Electronic Transitions: Experimental Observations and Applications to Structural Problems of Excited Molecules. *J. Chem. Soc. Inorg. Phys. Theor.* **1968**, *0*, 3125–3133. <https://doi.org/10.1039/J19680003125>.
341. Steyrer, B.; Neubauer, P.; Liska, R.; Stampfl, J. Visible Light Photoinitiator for 3D-Printing of Tough Methacrylate Resins. *Materials* **2017**, *10*, 1445. <https://doi.org/10.3390/ma10121445>.
342. Quan, H.; Zhang, T.; Xu, H.; Luo, S.; Nie, J.; Zhu, X. Photo-Curing 3D Printing Technique and Its Challenges. *Bioact. Mater.* **2020**, *5*, 110–115. <https://doi.org/10.1016/j.bioactmat.2019.12.003>.
343. Lai, H.; Zhu, D.; Xiao, P. Yellow Triazine as an Efficient Photoinitiator for Polymerization and 3D Printing under LEDs. *Macromol. Chem. Phys.* **2019**, *220*, 1900315. <https://doi.org/10.1002/macp.201900315>.
344. Mitterbauer, M.; Knaack, P.; Naumov, S.; Markovic, M.; Ovsianikov, A.; Moszner, N.; Liska, R. Acylstannanes: Cleavable and Highly Reactive Photoinitiators for Radical Photopolymerization at Wavelengths above 500 Nm with Excellent Photobleaching Behavior. *Angew. Chem. Int. Ed.* **2018**, *57*, 12146–12150. <https://doi.org/10.1002/anie.201804094>.
345. Bouzrati-Zerelli, M.; Zivic, N.; Dumur, F.; Gignes, D.; Graff, B.; Fouassier, J.P.; Lalevée, J. New Violet to Yellow Light Sensitive Diketo Pyrrolo–Pyrrole Photoinitiators: High Performance Systems with Unusual Bleaching Properties and Solubility in Water. *Polym. Chem.* **2017**, *8*, 2028–2040. <https://doi.org/10.1039/C7PY00202E>.
346. Li, J.; Hao, Y.; Zhong, M.; Tang, L.; Nie, J.; Zhu, X. Synthesis of Furan Derivative as LED Light Photoinitiator: One-Pot, Low Usage, Photobleaching for Light Color 3D Printing. *Dyes Pigments* **2019**, *165*, 467–473. <https://doi.org/10.1016/j.dyepig.2019.03.011>.
347. Dumur, F. Zinc Complexes in OLEDs: An Overview. *Synth. Met.* **2014**, *195*, 241–251. <https://doi.org/10.1016/j.synthmet.2014.06.018>.
348. Dumur, F.; Bertin, D.; Gignes, D. Iridium (III) Complexes as Promising Emitters for Solid–State Light–Emitting Electrochemical Cells (LECs). *Int. J. Nanotechnol.* **2012**, *9*, 377–395. <https://doi.org/10.1504/IJNT.2012.045343>.
349. Terenziani, F.; Mongin, O.; Katan, C.; Bhatthula, B.K.G.; Blanchard-Desce, M. Effects of Dipolar Interactions on Linear and Nonlinear Optical Properties of Multichromophore Assemblies: A Case Study. *Chem. Eur. J.* **2006**, *12*, 3089–3102. <https://doi.org/10.1002/chem.200500910>.
350. Lou, A.J.-T.; Marks, T.J. A Twist on Nonlinear Optics: Understanding the Unique Response of π -Twisted Chromophores. *Acc. Chem. Res.* **2019**, *52*, 1428–1438. <https://doi.org/10.1021/acs.accounts.9b00077>.

351. Rutkis, M.; Tokmakovs, A.; Jecs, E.; Kreicberga, J.; Kampars, V.; Kokars, V. Indanedione Based Binary Chromophore Supramolecular Systems as a NLO Active Polymer Composites. *Opt. Prop. Funct. Mater. Nanomater.* **2010**, *32*, 796–802. <https://doi.org/10.1016/j.optmat.2010.01.006>.
352. Acharya, S.; Krief, P.; Khodorkovsky, V.; Kotler, Z.; Berkovic, G.; Klug, J.T.; Efrima, S. Studies of Langmuir and Langmuir–Blodgett Films of NLO-Active Amphiphilic 1,3-Indanedione Derivatives. *New J. Chem.* **2005**, *29*, 1049–1057. <https://doi.org/10.1039/B504445F>.
353. Schwartz, H.; Mazor, R.; Khodorkovsky, V.; Shapiro, L.; Klug, J.T.; Kovalev, E.; Meshulam, G.; Berkovic, G.; Kotler, Z.; Efrima, S. Langmuir and Langmuir–Blodgett Films of NLO Active 2-(p-N-Alkyl-N-Methylamino)Benzylidene-1,3-Indandione/ π /A Curves, UV–Vis Spectra, and SHG Behavior. *J. Phys. Chem. B* **2001**, *105*, 5914–5921. <https://doi.org/10.1021/jp0038916>.
354. Doddamani, R.V.; Tasaganva, R.G.; Inamdar, S.R.; Kariduraganavar, M.Y. Synthesis of Chromophores and Polyimides with a Green Chemistry Approach for Second-Order Nonlinear Optical Applications. *Polym. Adv. Technol.* **2018**, *29*, 2091–2102. <https://doi.org/10.1002/pat.4318>.
355. Wu, D.; Sedgwick, A.C.; Gunnlaugsson, T.; Akkaya, E.U.; Yoon, J.; James, T.D. Fluorescent Chemosensors: The Past, Present and Future. *Chem. Soc. Rev.* **2017**, *46*, 7105–7123. <https://doi.org/10.1039/C7CS00240H>.
356. Wu, X.; Xu, B.; Tong, H.; Wang, L. Highly Selective and Sensitive Detection of Cyanide by a Reaction-Based Conjugated Polymer Chemosensor. *Macromolecules* **2011**, *44*, 4241–4248. <https://doi.org/10.1021/ma2005684>.
357. Tomal, W.; Ortyl, J. Water-Soluble Photoinitiators in Biomedical Applications. *Polymers* **2020**, *12*, 1073. <https://doi.org/10.3390/polym12051073>.
358. Hu, J.-W.; Lin, W.-C.; Hsiao, S.-Y.; Wu, Y.-H.; Chen, H.-W.; Chen, K.-Y. An Indanedione-Based Chemodosimeter for Selective Naked-Eye and Fluorogenic Detection of Cyanide. *Sens. Actuators B Chem.* **2016**, *233*, 510–519. <https://doi.org/10.1016/j.snb.2016.04.100>.
359. Wang, L.; Du, J.; Cao, D. A Colorimetric and Fluorescent Probe Containing Diketopyrrolopyrrole and 1,3-Indanedione for Cyanide Detection Based on Exciplex Signaling Mechanism. *Sens. Actuators B Chem.* **2014**, *198*, 455–461. <https://doi.org/10.1016/j.snb.2014.03.046>.
360. Facchetti, A. π -Conjugated Polymers for Organic Electronics and Photovoltaic Cell Applications. *Chem. Mater.* **2011**, *23*, 733–758. <https://doi.org/10.1021/cm102419z>.
361. Bian, L.; Zhu, E.; Tang, J.; Tang, W.; Zhang, F. Recent Progress in the Design of Narrow Bandgap Conjugated Polymers for High-Efficiency Organic Solar Cells. *Top. Issue Conduct. Polym.* **2012**, *37*, 1292–1331. <https://doi.org/10.1016/j.progpolymsci.2012.03.001>.
362. Zhou, H.; Yang, L.; You, W. Rational Design of High Performance Conjugated Polymers for Organic Solar Cells. *Macromolecules* **2012**, *45*, 607–632. <https://doi.org/10.1021/ma201648t>.
363. Bloking, J.T.; Han, X.; Higgs, A.T.; Kastrop, J.P.; Pandey, L.; Norton, J.E.; Risko, C.; Chen, C.E.; Brédas, J.-L.; McGehee, M.D.; et al. Solution-Processed Organic Solar Cells with Power Conversion Efficiencies of 2.5% Using Benzothiadiazole/Imide-Based Acceptors. *Chem. Mater.* **2011**, *23*, 5484–5490. <https://doi.org/10.1021/cm203111k>.
364. Lin, Y.; Li, Y.; Zhan, X. A Solution-Processable Electron Acceptor Based on Dibenzosilole and Diketopyrrolopyrrole for Organic Solar Cells. *Adv. Energy Mater.* **2013**, *3*, 724–728. <https://doi.org/10.1002/aenm.201200911>.
365. Patil, H.; Gupta, A.; Bilic, A.; Bhosale, S.V.; Bhosale, S.V. A Solution-Processable Electron Acceptor Based on Diketopyrrolopyrrole and Naphthalenediimide Motifs for Organic Solar Cells. *Tetrahedron Lett.* **2014**, *55*, 4430–4432. <https://doi.org/10.1016/j.tetlet.2014.06.017>.
366. Lin, Y.; Wang, Y.; Wang, J.; Hou, J.; Li, Y.; Zhu, D.; Zhan, X. A Star-Shaped Perylene Diimide Electron Acceptor for High-Performance Organic Solar Cells. *Adv. Mater.* **2014**, *26*, 5137–5142. <https://doi.org/10.1002/adma.201400525>.
367. Cheng, P.; Ye, L.; Zhao, X.; Hou, J.; Li, Y.; Zhan, X. Binary Additives Synergistically Boost the Efficiency of All-Polymer Solar Cells up to 3.45%. *Energy Environ. Sci.* **2014**, *7*, 1351–1356. <https://doi.org/10.1039/C3EE43041C>.
368. Patil, H.; Zu, W.X.; Gupta, A.; Chellappan, V.; Bilic, A.; Sonar, P.; Rananaware, A.; Bhosale, S.V.; Bhosale, S.V. A Non-Fullerene Electron Acceptor Based on Fluorene and Diketopyrrolopyrrole Building Blocks for Solution-Processable Organic Solar Cells with an Impressive Open-Circuit Voltage. *Phys. Chem. Chem. Phys.* **2014**, *16*, 23837–23842. <https://doi.org/10.1039/C4CP03727H>.
369. Raynor, A.M.; Gupta, A.; Patil, H.; Bilic, A.; Bhosale, S.V. A Diketopyrrolopyrrole and Benzothiadiazole Based Small Molecule Electron Acceptor: Design, Synthesis, Characterization and Photovoltaic Properties. *RSC Adv.* **2014**, *4*, 57635–57638. <https://doi.org/10.1039/C4RA09668A>.
370. Lin, Y.; Cheng, P.; Li, Y.; Zhan, X. A 3D Star-Shaped Non-Fullerene Acceptor for Solution-Processed Organic Solar Cells with a High Open-Circuit Voltage of 1.18 V. *Chem. Commun.* **2012**, *48*, 4773–4775. <https://doi.org/10.1039/C2CC31511D>.
371. Zhang, X.; Lu, Z.; Ye, L.; Zhan, C.; Hou, J.; Zhang, S.; Jiang, B.; Zhao, Y.; Huang, J.; Zhang, S.; et al. A Potential Perylene Diimide Dimer-Based Acceptor Material for Highly Efficient Solution-Processed Non-Fullerene Organic Solar Cells with 4.03% Efficiency. *Adv. Mater.* **2013**, *25*, 5791–5797. <https://doi.org/10.1002/adma.201300897>.
372. Chen, W.; Yang, X.; Long, G.; Wan, X.; Chen, Y.; Zhang, Q. A Perylene Diimide (PDI)-Based Small Molecule with Tetrahedral Configuration as a Non-Fullerene Acceptor for Organic Solar Cells. *J. Mater. Chem. C* **2015**, *3*, 4698–4705. <https://doi.org/10.1039/C5TC00865D>.
373. Chen, W.; Salim, T.; Fan, H.; James, L.; Lam, Y.M.; Zhang, Q. Quinoxaline-Functionalized C60 Derivatives as Electron Acceptors in Organic Solar Cells. *RSC Adv.* **2014**, *4*, 25291–25301. <https://doi.org/10.1039/C4RA02911A>.

374. Zhang, Q.; Xiao, J.; Yin, Z.; Duong, H.M.; Qiao, F.; Boey, F.; Hu, X.; Zhang, H.; Wudl, F. Synthesis, Characterization, and Physical Properties of a Conjugated Heteroacene: 2-Methyl-1,4,6,7,8,9-Hexaphenylbenz(g)Isoquinolin-3(2H)-One (BIQ). *Chem. Asian J.* **2011**, *6*, 856–862. <https://doi.org/10.1002/asia.201000659>.
375. Lin, Y.; Wang, J.; Dai, S.; Li, Y.; Zhu, D.; Zhan, X. A Twisted Dimeric Perylene Diimide Electron Acceptor for Efficient Organic Solar Cells. *Adv. Energy Mater.* **2014**, *4*, 1400420. <https://doi.org/10.1002/aenm.201400420>.
376. Bai, H.; Wang, Y.; Cheng, P.; Wang, J.; Wu, Y.; Hou, J.; Zhan, X. An Electron Acceptor Based on Indacenodithiophene and 1,1-Dicyanomethylene-3-Indanone for Fullerene-Free Organic Solar Cells. *J. Mater. Chem. A* **2015**, *3*, 1910–1914. <https://doi.org/10.1039/C4TA06004K>.
377. Zhan, X.; Tan, Z.; Domercq, B.; An, Z.; Zhang, X.; Barlow, S.; Li, Y.; Zhu, D.; Kippelen, B.; Marder, S.R. A High-Mobility Electron-Transport Polymer with Broad Absorption and Its Use in Field-Effect Transistors and All-Polymer Solar Cells. *J. Am. Chem. Soc.* **2007**, *129*, 7246–7247. <https://doi.org/10.1021/ja071760d>.
378. Holliday, S.; Ashraf, R.S.; Nielsen, C.B.; Kirkus, M.; Röhr, J.A.; Tan, C.-H.; Collado-Fregoso, E.; Knall, A.-C.; Durrant, J.R.; Nelson, J.; et al. A Rhodanine Flanked Nonfullerene Acceptor for Solution-Processed Organic Photovoltaics. *J. Am. Chem. Soc.* **2015**, *137*, 898–904. <https://doi.org/10.1021/ja5110602>.
379. Patil, H.; Gupta, A.; Alford, B.; Ma, D.; Privér, S.H.; Bilic, A.; Sonar, P.; Bhosale, S.V. Conjoint Use of Dibenzosilole and Indan-1,3-Dione Functionalities to Prepare an Efficient Non-Fullerene Acceptor for Solution-Processable Bulk-Heterojunction Solar Cells. *Asian J. Org. Chem.* **2015**, *4*, 1096–1102. <https://doi.org/10.1002/ajoc.201500207>.
380. Srivani, D.; Gupta, A.; Bhosale, S.V.; Puyad, A.L.; Xiang, W.; Li, J.; Evans, R.A.; Bhosale, S.V. Non-Fullerene Acceptors Based on Central Naphthalene Diimide Flanked by Rhodanine or 1,3-Indanedione. *Chem. Commun.* **2017**, *53*, 7080–7083. <https://doi.org/10.1039/C7CC03122J>.
381. Chen, X.; Feng, H.; Lin, Z.; Jiang, Z.; He, T.; Yin, S.; Wan, X.; Chen, Y.; Zhang, Q.; Qiu, H. Impact of End-Capped Groups on the Properties of Dithienosilole-Based Small Molecules for Solution-Processed Organic Solar Cells. *Dyes Pigments* **2017**, *147*, 183–189. <https://doi.org/10.1016/j.dyepig.2017.07.059>.
382. Raynor, A.M.; Gupta, A.; Plummer, C.M.; Jackson, S.L.; Bilic, A.; Patil, H.; Sonar, P.; Bhosale, S.V. Significant Improvement of Optoelectronic and Photovoltaic Properties by Incorporating Thiophene in a Solution-Processable D–A–D Modular Chromophore. *Molecules* **2015**, *20*, 9798. <https://doi.org/10.3390/molecules201219798>.
383. Liu, Y.; Sun, Y.; Li, M.; Feng, H.; Ni, W.; Zhang, H.; Wan, X.; Chen, Y. Efficient Carbazole-Based Small-Molecule Organic Solar Cells with an Improved Fill Factor. *RSC Adv.* **2018**, *8*, 4867–4871. <https://doi.org/10.1039/C7RA10387E>.
384. Mishra, A.; Rana, T.; Looser, A.; Stolte, M.; Würthner, F.; Bäuerle, P.; Sharma, G.D. High Performance A–D–A Oligothiophene-Based Organic Solar Cells Employing Two-Step Annealing and Solution-Processable Copper Thiocyanate (CuSCN) as an Interfacial Hole Transporting Layer. *J. Mater. Chem. A* **2016**, *4*, 17344–17353. <https://doi.org/10.1039/C6TA07640H>.
385. Qi, X.; Lo, Y.-C.; Zhao, Y.; Xuan, L.; Ting, H.-C.; Wong, K.-T.; Rahaman, M.; Chen, Z.; Xiao, L.; Qu, B. Two Novel Small Molecule Donors and the Applications in Bulk-Heterojunction Solar Cells. *Front. Chem.* **2018**, *6*, 260. <https://doi.org/10.3389/fchem.2018.00260>.
386. Adhikari, T.; Solanke, P.; Pathak, D.; Wagner, T.; Bureš, F.; Reed, T.; Nunzi, J.-M. T-Shaped Indan-1,3-Dione Derivatives as Promising Electron Donors for Bulk Heterojunction Small Molecule Solar Cell. *Opt. Mater.* **2017**, *69*, 312–317. <https://doi.org/10.1016/j.optmat.2017.04.059>.
387. Walker, T.K.; Suthers, A.J.; Roe, L.L.; Shaw, H. LXIX.—Syntheses of Antiseptic Derivatives of Indan-1: 3-Dione. Part II. Interaction of Alkylmalonyl Chlorides with p-Tolyl Methyl Ether. *J. Chem. Soc. Resumed* **1931**, *0*, 514–520. <https://doi.org/10.1039/JR9310000514>.
388. Robinson, F.A.; Suthers, A.J.; Walker, T.K. Some New Antiseptics Related to Indan-1:3-Dione. *Biochem. J.* **1932**, *26*, 1890–1901. <https://doi.org/10.1042/bj0261890>.
389. Wen, A.; Delaquis, P.; Stanich, K.; Toivonen, P. Antilisterial Activity of Selected Phenolic Acids. *Food Microbiol.* **2003**, *20*, 305–311. [https://doi.org/10.1016/S0740-0020\(02\)00135-1](https://doi.org/10.1016/S0740-0020(02)00135-1).
390. Hudzicki, J. *Kirby-Bauer Disk Diffusion Susceptibility Test Protocol*; American Society for Microbiology; Washington, DC, USA, 2009;.
391. Fairbrother, R.W. *A Text-Book of Medical Bacteriology*; William Heinemann,.; London, United Kingdom, 1937;.
392. Mohil, R.; Kumar, D.; Mor, S. Synthesis and Antimicrobial Activity of Some 1,3-Disubstituted Indeno[1,2-c]Pyrazoles. *J. Heterocycl. Chem.* **2014**, *51*, 203–211. <https://doi.org/10.1002/jhet.1081>.
393. Mor, S.; Mohil, R.; Nagoria, S.; Kumar, A.; Lal, K.; Kumar, D.; Singh, V. Regioselective Synthesis, Antimicrobial Evaluation and QSAR Studies of Some 3-Aryl-1-Heteroarylindeno[1,2-c]Pyrazol-4(1H)-Ones. *J. Heterocycl. Chem.* **2017**, *54*, 1327–1341. <https://doi.org/10.1002/jhet.2710>.
394. Alsharif, M.A.; Mukhtar, S.; Asiri, A.M.; Khan, S.A. One Pot Synthesis, Physicochemical and Photophysical Investigation of Biologically Active Pyridine-3-Carboxylate (ECPC) as Probe to Determine CMC of Surfactants in Organized Media. *Colloids Surf. Physicochem. Eng. Asp.* **2018**, *543*, 38–45. <https://doi.org/10.1016/j.colsurfa.2018.01.007>.
395. Pandian, R.; Naushad, E.; Vijayakumar, V.; Peters, G.H.; Mondikalipudur Nanjappagounder, P. Synthesis and Crystal Structures of 2-Methyl-4-Aryl-5-Oxo-5H-Indeno [1,2-b] Pyridine Carboxylate Derivatives. *Chem. Cent. J.* **2014**, *8*, 34. <https://doi.org/10.1186/1752-153X-8-34>.
396. Gupta, R.; Chaudhary, R.P. Efficient Ionic Liquid-Catalysed Synthesis and Antimicrobial Studies of 4,6-Diaryl- and 4,5-Fused Pyrimidine-2-Thiones. *J. Chem. Res.* **2012**, *36*, 718–721. <https://doi.org/10.3184/174751912X13523931169712>.

397. Meena, K.; Kumari, S.; Khurana, J.M.; Malik, A.; Sharma, C.; Panwar, H. One Pot Three Component Synthesis of Spiro [Indolo-3,10'-Indeno[1,2-b] Quinolin]-2,4,11'-Triones as a New Class of Antifungal and Antimicrobial Agents. *Chin. Chem. Lett.* **2017**, *28*, 136–142. <https://doi.org/10.1016/j.ccl.2016.06.025>.
398. Khanna, G.; Aggarwal, K.; Khurana, J. An Efficient and Confluent Approach for the Synthesis of Novel 3,4-Dihydro-2H-Naphtho[2,3-e][1,3]Oxazine-5,10-Dione Derivatives by a Three Component Reaction in Ionic Liquid. *ChemInform* **2015**, *46*, 46448–46454.
399. Saluja, P.; Khurana, J.M.; Sharma, C.; Aneja, K.R. An Efficient and Convenient Approach for the Synthesis of Novel Pyrazolo[1,2-a]Triazole-Triones and Evaluation of Their Antimicrobial Activities. *Aust. J. Chem.* **2014**, *67*, 867–874.
400. Singh, H.; Sindhu, J.; Khurana, J.M.; Sharma, C.; Aneja, K.R. Ultrasound Promoted One Pot Synthesis of Novel Fluorescent Triazolyl Spirocyclic Oxindoles Using DBU Based Task Specific Ionic Liquids and Their Antimicrobial Activity. *Eur. J. Med. Chem.* **2014**, *77*, 145–154. <https://doi.org/10.1016/j.ejmech.2014.03.016>.
401. Rajeswari, M.; Saluja, P.; Khurana, J.M. A Facile and Green Approach for the Synthesis of Spiro[Naphthalene-2,5'-Pyrimidine]-4-Carbonitrile via a One-Pot Three-Component Condensation Reaction Using DBU as a Catalyst. *RSC Adv.* **2016**, *6*, 1307–1312. <https://doi.org/10.1039/C5RA22817D>.
402. Avendano, C.; Menendez, J.C. *Medicinal Chemistry of Anticancer Drugs*; Elsevier Science: Amsterdam, The Netherlands, 1995; ISBN 978-0-444-62667-7.
403. Kumar, D.; Jain, S.K. A Comprehensive Review of N-Heterocycles as Cytotoxic Agents. *Curr. Med. Chem.* **2016**, *23*, 4338–4394. <https://doi.org/10.2174/0929867323666160809093930>.
404. Lang, D.K.; Kaur, R.; Arora, R.; Saini, B.; Arora, S. Nitrogen-Containing Heterocycles as Anticancer Agents: An Overview. *Anticancer Agents Med. Chem.* **2020**, *20*, 2150–2168. <https://doi.org/10.2174/1871520620666200705214917>.
405. Nagarajan, M.; Morrell, A.; Ioanoviciu, A.; Antony, S.; Kohlhagen, G.; Agama, K.; Hollingshead, M.; Pommier, Y.; Cushman, M. Synthesis and Evaluation of Indenoisoquinoline Topoisomerase I Inhibitors Substituted with Nitrogen Heterocycles. *J. Med. Chem.* **2006**, *49*, 6283–6289. <https://doi.org/10.1021/jm060564z>.
406. Prachayasittikul, S.; Manam, P.; Chinworrungsee, M.; Isarankura-Na-Ayudhya, C.; Ruchirawat, S.; Prachayasittikul, V. Bioactive Azafluorenone Alkaloids from *Polyalthia Debilis* (Pierre) Finet & Gagnep. *Molecules* **2009**, *14*, 4414. <https://doi.org/10.3390/molecules14114414>.
407. Manpadi, M.; Uglinskii, P.Y.; Rastogi, S.K.; Cotter, K.M.; Wong, Y.-S.C.; Anderson, L.A.; Ortega, A.J.; Van slambrouck, S.; Steelant, W.F.A.; Rogelj, S.; et al. Three-Component Synthesis and Anticancer Evaluation of Polycyclic Indenopyridines Lead to the Discovery of a Novel Indenoheterocycle with Potent Apoptosis Inducing Properties. *Org. Biomol. Chem.* **2007**, *5*, 3865–3872. <https://doi.org/10.1039/B713820B>.
408. Vermes, I.; Haanen, C.; Steffens-Nakken, H.; Reutellingsperger, C. A Novel Assay for Apoptosis Flow Cytometric Detection of Phosphatidylserine Expression on Early Apoptotic Cells Using Fluorescein Labelled Annexin V. *J. Immunol. Methods* **1995**, *184*, 39–51. [https://doi.org/10.1016/0022-1759\(95\)00072-I](https://doi.org/10.1016/0022-1759(95)00072-I).
409. Evdokimov, N.M.; Van slambrouck, S.; Heffeter, P.; Tu, L.; Le Calvé, B.; Lamoral-Theys, D.; Hooten, C.J.; Uglinskii, P.Y.; Rogelj, S.; Kiss, R.; et al. Structural Simplification of Bioactive Natural Products with Multicomponent Synthesis. 3. Fused Uracil-Containing Heterocycles as Novel Topoisomerase-Targeting Agents. *J. Med. Chem.* **2011**, *54*, 2012–2021. <https://doi.org/10.1021/jm1009428>.
410. Abdel-Aziz, A.A.-M.; El-Azab, A.S.; Ceruso, M.; Supuran, C.T. Carbonic Anhydrase Inhibitory Activity of Sulfonamides and Carboxylic Acids Incorporating Cyclic Imide Scaffolds. *Bioorg. Med. Chem. Lett.* **2014**, *24*, 5185–5189. <https://doi.org/10.1016/j.bmcl.2014.09.076>.
411. Ghorab, M.M.; Al-Said, M.S. Anticancer Activity of Novel Indenopyridine Derivatives. *Arch. Pharm. Res.* **2012**, *35*, 987–994. <https://doi.org/10.1007/s12272-012-0605-x>.
412. Arnold, L.D.; Xu, Y.; Barlozzari, T.; Rafferty, P.; Hockley, M.; Turner, A. Indeno[1,2-C]Pyrazole Derivatives for Inhibiting Tyrosine Kinase Activity.
413. Nugiel, D.A.; Vidwans, A.; Etkorn, A.-M.; Rossi, K.A.; Benfield, P.A.; Burton, C.R.; Cox, S.; Doleniak, D.; Seitz, S.P. Synthesis and Evaluation of Indenopyrazoles as Cyclin-Dependent Kinase Inhibitors. 2. Probing the Indeno Ring Substituent Pattern. *J. Med. Chem.* **2002**, *45*, 5224–5232. <https://doi.org/10.1021/jm020171+>.
414. Yue, E.W.; Higley, C.A.; DiMeo, S.V.; Carini, D.J.; Nugiel, D.A.; Benware, C.; Benfield, P.A.; Burton, C.R.; Cox, S.; Grafstrom, R.H.; et al. Synthesis and Evaluation of Indenopyrazoles as Cyclin-Dependent Kinase Inhibitors. 3. Structure Activity Relationships at C3. *J. Med. Chem.* **2002**, *45*, 5233–5248. <https://doi.org/10.1021/jm0201722>.
415. Nugiel, D.A.; Carini, D.J.; Yue, E.W.; Dimeo, S.V. 5-Aminoindeno(1,2-c)Pyrazol-4-Ones as Anti-Cancer and Anti-Proliferative Agents 1999, PCT/US1999/008616.
416. Matsuo, T.; Nishida, S.; Takagi, T. Anticancer Agent 1985, JPS60130521A.
417. Heck, A.J.R.; Chandler, D.W. Imaging Techniques for the Study of Chemical Reaction Dynamics. *Annu. Rev. Phys. Chem.* **1995**, *46*, 335–372. <https://doi.org/10.1146/annurev.pc.46.100195.002003>.
418. Qian, J.; Tang, B.Z. AIE Luminogens for Bioimaging and Theranostics: From Organelles to Animals. *Chem* **2017**, *3*, 56–91. <https://doi.org/10.1016/j.chempr.2017.05.010>.
419. Dai, Y.; He, F.; Ji, H.; Zhao, X.; Misal, S.; Qi, Z. Dual-Functional NIR AIEgens for High-Fidelity Imaging of Lysosomes in Cells and Photodynamic Therapy. *ACS Sens.* **2020**, *5*, 225–233. <https://doi.org/10.1021/acssensors.9b02090>.

420. Zhang, H.; Xu, L.; Chen, W.; Huang, J.; Huang, C.; Sheng, J.; Song, X. A Lysosome-Targetable Fluorescent Probe for Simultaneously Sensing Cys/Hcy, GSH, and H₂S from Different Signal Patterns. *ACS Sens.* **2018**, *3*, 2513–2517. <https://doi.org/10.1021/acssensors.8b01101>.
421. Gao, M.; Su, H.; Li, S.; Lin, Y.; Ling, X.; Qin, A.; Tang, B.Z. An Easily Accessible Aggregation-Induced Emission Probe for Lipid Droplet-Specific Imaging and Movement Tracking. *Chem. Commun.* **2017**, *53*, 921–924. <https://doi.org/10.1039/C6CC09471F>.
422. Daemen, S.; van Zandvoort, M.A.M.J.; Parekh, S.H.; Hesselink, M.K.C. Microscopy Tools for the Investigation of Intracellular Lipid Storage and Dynamics. *Mol. Metab.* **2016**, *5*, 153–163. <https://doi.org/10.1016/j.molmet.2015.12.005>.
423. Zhai, J.; Zhang, Y.; Yang, C.; Xu, Y.; Qin, Y. A Long Wavelength Hydrophobic Probe for Intracellular Lipid Droplets. *Analyst* **2014**, *139*, 52–54. <https://doi.org/10.1039/C3AN01461D>.
424. Kim, E.; Lee, S.; Park, S.B. A Seoul-Fluor-Based Bioprobe for Lipid Droplets and Its Application in Image-Based High Throughput Screening. *Chem. Commun.* **2012**, *48*, 2331–2333. <https://doi.org/10.1039/C2CC17496K>.
425. Lee, J.H.; So, J.-H.; Jeon, J.H.; Choi, E.B.; Lee, Y.-R.; Chang, Y.-T.; Kim, C.-H.; Bae, M.A.; Ahn, J.H. Synthesis of a New Fluorescent Small Molecule Probe and Its Use for in Vivolipid Imaging. *Chem. Commun.* **2011**, *47*, 7500–7502. <https://doi.org/10.1039/C1CC11253H>.
426. Sharma, A.; Umar, S.; Kar, P.; Singh, K.; Sachdev, M.; Goel, A. A New Type of Biocompatible Fluorescent Probe AFN for Fixed and Live Cell Imaging of Intracellular Lipid Droplets. *Analyst* **2016**, *141*, 137–143. <https://doi.org/10.1039/C5AN01623A>.
427. Neef, A.B.; Schultz, C. Selective Fluorescence Labeling of Lipids in Living Cells. *Angew. Chem. Int. Ed.* **2009**, *48*, 1498–1500. <https://doi.org/10.1002/anie.200805507>.
428. Eggert, D.; Rösch, K.; Reimer, R.; Herker, E. Visualization and Analysis of Hepatitis C Virus Structural Proteins at Lipid Droplets by Super-Resolution Microscopy. *PLoS ONE* **2014**, *9*, e102511. <https://doi.org/10.1371/journal.pone.0102511>.
429. Greenspan, P.; Mayer, E.P.; Fowler, S.D. Nile Red: A Selective Fluorescent Stain for Intracellular Lipid Droplets. *J. Cell Biol.* **1985**, *100*, 965–973. <https://doi.org/10.1083/jcb.100.3.965>.
430. Spandl, J.; White, D.J.; Peychl, J.; Thiele, C. Live Cell Multicolor Imaging of Lipid Droplets with a New Dye, LD540. *Traffic* **2009**, *10*, 1579–1584. <https://doi.org/10.1111/j.1600-0854.2009.00980.x>.
431. Mondal, A.; Naskar, B.; Goswami, S.; Prodhan, C.; Chaudhuri, K.; Mukhopadhyay, C. A Quick Accelerating Microwave-Assisted Sustainable Technique: Permuted Spiro-Casing for Imaging Experiment. *Mol. Divers.* **2020**, *24*, 93–106. <https://doi.org/10.1007/s11030-019-09934-7>.
432. Chaudhuri, K.R.; Schapira, A.H. Non-Motor Symptoms of Parkinson’s Disease: Dopaminergic Pathophysiology and Treatment. *Lancet Neurol.* **2009**, *8*, 464–474. [https://doi.org/10.1016/S1474-4422\(09\)70068-7](https://doi.org/10.1016/S1474-4422(09)70068-7).
433. Weintraub, D.; Comella, C.L.; Horn, S. Parkinson’s Disease—Part 2: Treatment of Motor Symptoms. *Am. J. Manag. Care* **2008**, *14*, S49–S58.
434. Shook, B.C.; Rassnick, S.; Osborne, M.C.; Davis, S.; Westover, L.; Boulet, J.; Hall, D.; Rupert, K.C.; Heintzelman, G.R.; Hansen, K.; et al. In Vivo Characterization of a Dual Adenosine A_{2A}/A₁ Receptor Antagonist in Animal Models of Parkinson’s Disease. *J. Med. Chem.* **2010**, *53*, 8104–8115. <https://doi.org/10.1021/jm100971t>.
435. Shook, B.C.; Rassnick, S.; Hall, D.; Rupert, K.C.; Heintzelman, G.R.; Hansen, K.; Chakravarty, D.; Bullington, J.L.; Scannevin, R.H.; Magliaro, B.; et al. Methylene Amine Substituted Arylindenopyrimidines as Potent Adenosine A_{2A}/A₁ Antagonists. *Bioorg. Med. Chem. Lett.* **2010**, *20*, 2864–2867. <https://doi.org/10.1016/j.bmcl.2010.03.042>.
436. Atack, J.R.; Shook, B.C.; Rassnick, S.; Jackson, P.F.; Rhodes, K.; Drinkenburg, W.H.; Ahnaou, A.; te Riele, P.; Langlois, X.; Hrupka, B.; et al. JNJ-40255293, a Novel Adenosine A_{2A}/A₁ Antagonist with Efficacy in Preclinical Models of Parkinson’s Disease. *ACS Chem. Neurosci.* **2014**, *5*, 1005–1019. <https://doi.org/10.1021/cn5001606>.
437. Lim, H.-K.; Chen, J.; Sensenhauser, C.; Cook, K.; Preston, R.; Thomas, T.; Shook, B.; Jackson, P.F.; Rassnick, S.; Rhodes, K.; et al. Overcoming the Genotoxicity of a Pyrrolidine Substituted Arylindenopyrimidine As a Potent Dual Adenosine A_{2A}/A₁ Antagonist by Minimizing Bioactivation to an Iminium Ion Reactive Intermediate. *Chem. Res. Toxicol.* **2011**, *24*, 1012–1030. <https://doi.org/10.1021/tx1004437>.
438. Heintzelman, G.R.; Bullington, J.L.; Rupert, K.C. Arylindenopyridines and Arylindenopyrimidines and Related Therapeutic and Prophylactic Methods 2005, U.S. 20050267138.
439. Gijzen, H.J.M.; Berthelot, D.; De Cleyn, M.A.J.; Geuens, I.; Brône, B.; Mercken, M. Tricyclic 3,4-Dihydropyrimidine-2-Thione Derivatives as Potent TRPA1 Antagonists. *Bioorg. Med. Chem. Lett.* **2012**, *22*, 797–800. <https://doi.org/10.1016/j.bmcl.2011.12.068>.
440. J. Edwards, P.; Sturino, C. Managing the Liabilities Arising from Structural Alerts: A Safe Philosophy for Medicinal Chemists. *Curr. Med. Chem.* **2011**, *18*, 3116–3135. <https://doi.org/10.2174/092986711796391714>.
441. Fisher, R.S.; Boas, W. van E.; Blume, W.; Elger, C.; Genton, P.; Lee, P.; Engel Jr., J. Epileptic Seizures and Epilepsy: Definitions Proposed by the International League Against Epilepsy (ILAE) and the International Bureau for Epilepsy (IBE). *Epilepsia* **2005**, *46*, 470–472. <https://doi.org/10.1111/j.0013-9580.2005.66104.x>.
442. Picot, M.-C.; Baldy-Moulinier, M.; Daurès, J.-P.; Dujols, P.; Crespel, A. The Prevalence of Epilepsy and Pharmacoresistant Epilepsy in Adults: A Population-Based Study in a Western European Country. *Epilepsia* **2008**, *49*, 1230–1238. <https://doi.org/10.1111/j.1528-1167.2008.01579.x>.
443. Rashid, U.; Ansari, F.L. Chapter 2—Challenges in Designing Therapeutic Agents for Treating Alzheimer’s Disease—from Serendipity to Rationality. In *Drug Design and Discovery in Alzheimer’s Disease*; Atta-ur-Rahman, Choudhary, M.I., Eds.; Elsevier: Amsterdam, The Netherlands, 2014; pp. 40–141 ISBN 978-0-12-803959-5.

444. LaFerla, F.M.; Green, K.N.; Oddo, S. Intracellular Amyloid- β in Alzheimer's Disease. *Nat. Rev. Neurosci.* **2007**, *8*, 499–509. <https://doi.org/10.1038/nrn2168>.
445. Tanoli, S.T.; Ramzan, M.; Hassan, A.; Sadiq, A.; Jan, M.S.; Khan, F.A.; Ullah, F.; Ahmad, H.; Bibi, M.; Mahmood, T.; et al. Design, Synthesis and Bioevaluation of Tricyclic Fused Ring System as Dual Binding Site Acetylcholinesterase Inhibitors. *Bioorganic Chem.* **2019**, *83*, 336–347. <https://doi.org/10.1016/j.bioorg.2018.10.035>.
446. Campagna, F.; Palluotto, F.; Carotti, A.; Maciocco, E. Synthesis, Central and Peripheral Benzodiazepine Receptor Affinity of Pyrazole and Pyrazole-Containing Polycyclic Derivatives. *Il Farm.* **2004**, *59*, 849–856. <https://doi.org/10.1016/j.farmac.2004.05.008>.
447. Catto, M.; Aliano, R.; Carotti, A.; Cellamare, S.; Palluotto, F.; Purgatorio, R.; De Stradis, A.; Campagna, F. Design, Synthesis and Biological Evaluation of Indane-2-Arylhydrazinylmethylene-1,3-Diones and Indol-2-Aryldiazenylmethylene-3-Ones as β -Amyloid Aggregation Inhibitors. *Eur. J. Med. Chem.* **2010**, *45*, 1359–1366. <https://doi.org/10.1016/j.ejmech.2009.12.029>.
448. SHAPIRO, S.L.; GEIGER, K.; FREEDMAN, L. Indandione Anticoagulants. *J. Org. Chem.* **1960**, *25*, 1860–1865. <https://doi.org/10.1021/jo01081a008>.
449. Murphy, M.J. Chapter 46—Anticoagulant Rodenticides. In *Veterinary Toxicology*, 3rd Ed.; Gupta, R.C., Ed.; Academic Press: Cambridge, MA, USA, 2018; pp. 583–612 ISBN 978-0-12-811410-0.
450. Daveluy, A.; Milpied, B.; Barbaud, A.; Lebrun-Vignes, B.; Gouraud, A.; Laroche, M.-L.; Ciobanu, E.; Bégaud, B.; Moore, N.; Miremont-Salamé, G.; et al. Fluindione and Drug Reaction with Eosinophilia and Systemic Symptoms: An Unrecognised Adverse Effect? *Eur. J. Clin. Pharmacol.* **2012**, *68*, 101–105. <https://doi.org/10.1007/s00228-011-1101-9>.
451. Wehling, M.; Collins, R.; Gil, V.M.; Hanon, O.; Hardt, R.; Hoffmeister, M.; Monteiro, P.; Quinn, T.J.; Ropers, D.; Sergi, G.; et al. Appropriateness of Oral Anticoagulants for the Long-Term Treatment of Atrial Fibrillation in Older People: Results of an Evidence-Based Review and International Consensus Validation Process (OAC-FORTA 2016). *Drugs Aging* **2017**, *34*, 499–507. <https://doi.org/10.1007/s40266-017-0466-6>.
452. Ma, S.; Long, D.; Chen, P.; Shi, H.; Li, H.; Fang, R.; Wang, X.; Xie, X.; She, X. Synthesis of 2,3-Disubstituted Indoles via a Tandem Reaction. *Org. Chem. Front.* **2020**, *7*, 2689–2695. <https://doi.org/10.1039/D0QO00765J>.
453. MURDOCK, K.C. Triacylhalomethanes: 2-Halo-2-Acyl-1,3-Indandiones. *J. Org. Chem.* **1959**, *24*, 845–849. <https://doi.org/10.1021/jo01088a031>.
454. Larsen, B.J.; Rosano, R.J.; Ford-Hutchinson, T.A.; Reitz, A.B.; Wrobel, J.E. A Method for C2 Acylation of 1,3-Indandiones. *Tetrahedron* **2018**, *74*, 2762–2768. <https://doi.org/10.1016/j.tet.2018.04.041>.
455. Regnery, J.; Friesen, A.; Geduhn, A.; Göckener, B.; Kotthoff, M.; Parrhysius, P.; Petersohn, E.; Reifferscheid, G.; Schmolz, E.; Schulz, R.S.; et al. Rating the Risks of Anticoagulant Rodenticides in the Aquatic Environment: A Review. *Environ. Chem. Lett.* **2019**, *17*, 215–240. <https://doi.org/10.1007/s10311-018-0788-6>.
456. Bates, N. Anticoagulant Rodenticide Toxicosis. *Companion Anim.* **2016**, *21*, 466–471. <https://doi.org/10.12968/coan.2016.21.8.466>.