

Supporting Information to

Cytotoxic Sesquiterpene Lactones from *Kauna lasiophthalma* Griseb**Eliana M. MALDONADO, Daniel SVENSSON,
Stina M. OREDSSON, Olov STERNER**

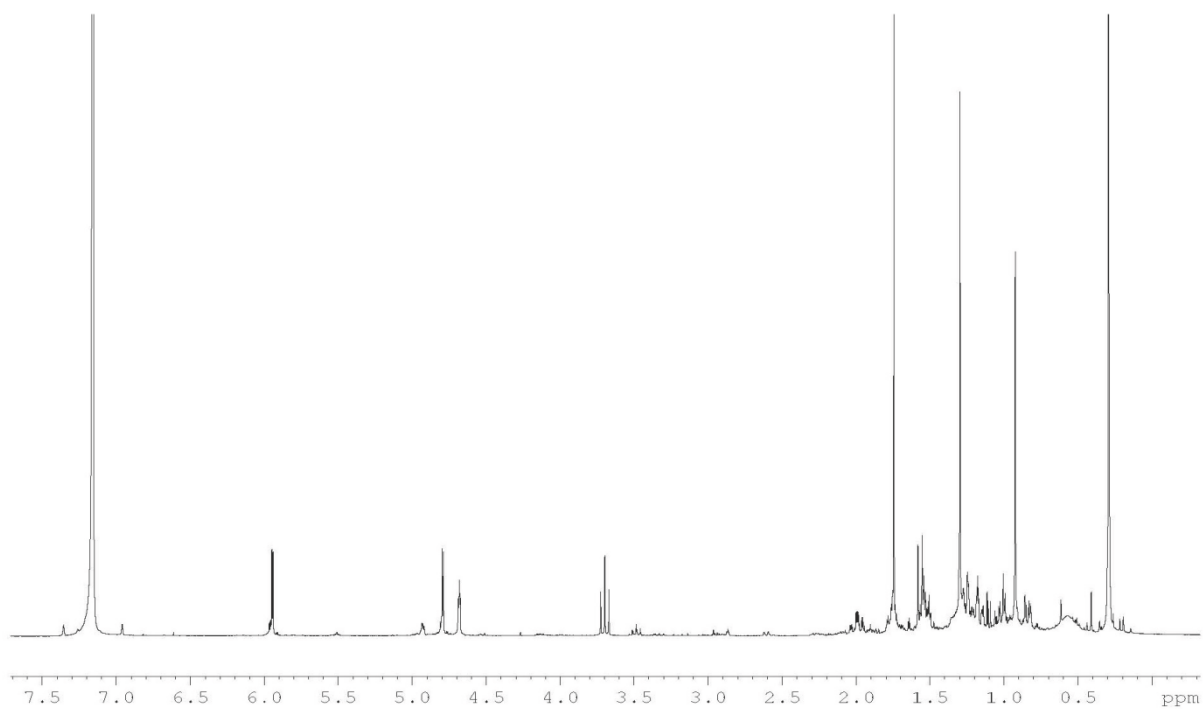
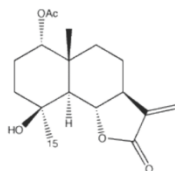
Published in Sci Pharm. 2014; 82: 147–160

doi:10.3797/scipharm.1310-18

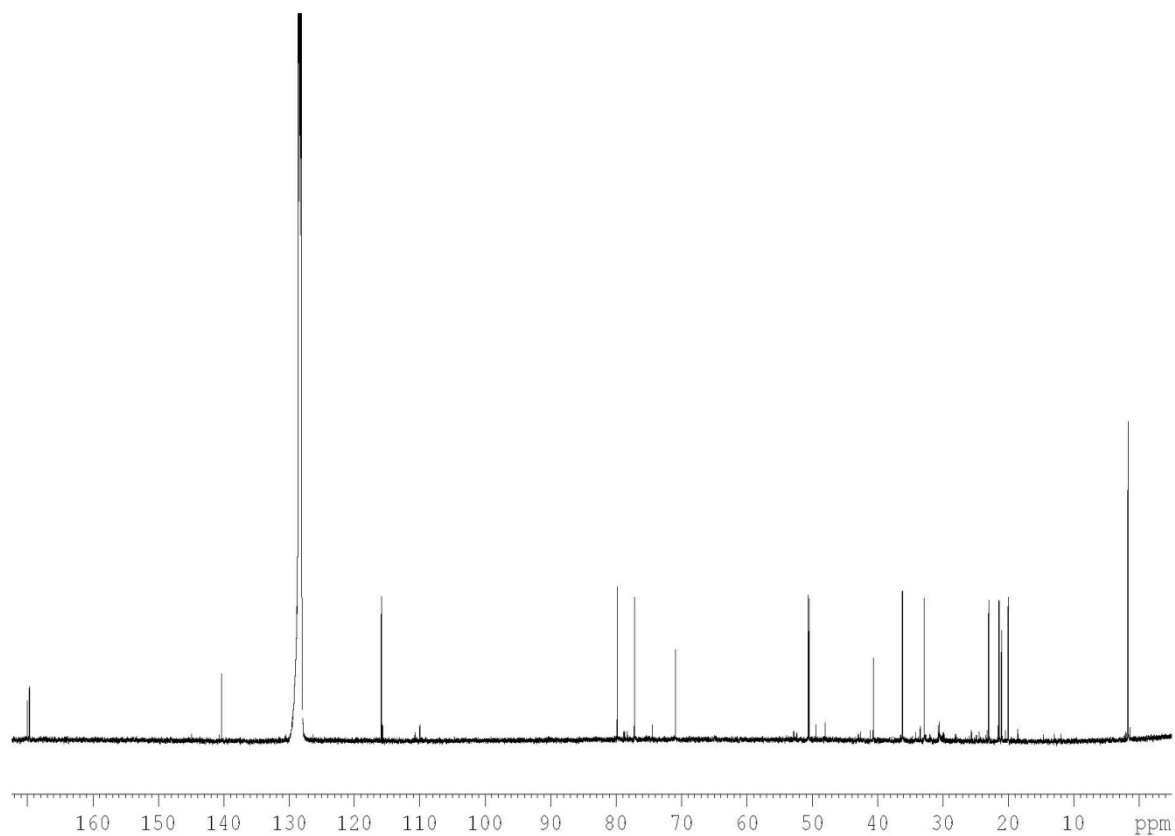
Available from: <http://dx.doi.org/10.3797/scipharm.1310-18>© Maldonado *et al.*; licensee Österreichische Apotheker-Verlagsgesellschaft m. b. H., Vienna, Austria.

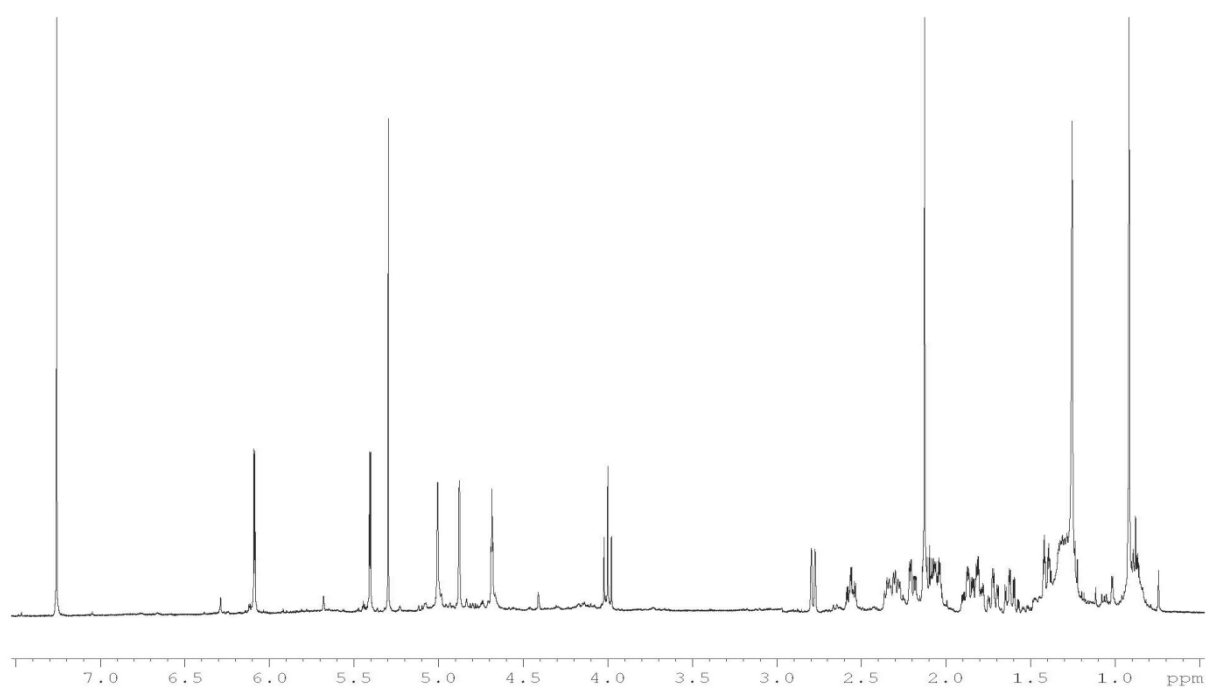
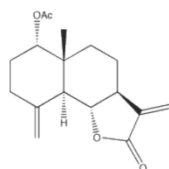
This is an Open Access article distributed under the terms of the Creative Commons Attribution License (<http://creativecommons.org/licenses/by/3.0/>), which permits unrestricted use, distribution, and reproduction in any medium, provided the original work is properly cited.

Table of Contents¹H-NMR of Compound **3**¹³C-NMR of Compound **3**¹H-NMR of Compound **8**¹³C-NMR of Compound **8**

¹H-NMR of Compound 3**4-*epi*-1 α -acetoxy arbusculin A (3)**

¹³C-NMR of Compound 3



¹H-NMR of Compound 8acetyl 1-*epi*-reynosin

¹³C-NMR of Compound 8

